



US00D619039S

(12) **United States Design Patent**
Sandberg

(10) **Patent No.:** **US D619,039 S**
(45) **Date of Patent:** **** Jul. 6, 2010**

(54) **JEWELRY ELEMENT**

D605,967 S 12/2009 Sandberg

(75) Inventor: **Samuel Sandberg**, New York, NY (US)

(73) Assignee: **Sandberg & Sikorski Corporation**,
New York, NY (US)

(**) Term: **14 Years**

(21) Appl. No.: **29/352,392**

(22) Filed: **Dec. 21, 2009**

(51) **LOC (9) Cl.** **11-01**

(52) **U.S. Cl.** **D11/103**

(58) **Field of Classification Search** D11/1-2,
D11/40-41, 43-50, 53, 56, 60, 63, 65, 67,
D11/75-78.1, 86, 89, 95-105, 108-109, 115-116;
63/1.11, 1.12, 1.13, 1.14, 1.16, 1.18, 13,
63/14.1, 35, 38, 39

See application file for complete search history.

(56) **References Cited**

U.S. PATENT DOCUMENTS

D60,578 S *	3/1922	Smith	D11/116
D151,163 S *	9/1948	Pennino	D11/56
D291,425 S *	8/1987	Webb	D11/83
D302,831 S *	8/1989	Lau	D19/65
D318,819 S *	8/1991	Geyduschek	D11/81
D378,502 S *	3/1997	Szlanfucht	D11/81
D466,827 S *	12/2002	Fornas	D11/79
D467,832 S	12/2002	Pinto		
D507,985 S	8/2005	Sandberg		
D541,696 S *	5/2007	Chan	D11/157
D542,171 S *	5/2007	Olson	D11/56
D547,229 S	7/2007	Sandberg		
D579,373 S *	10/2008	Rosenthal	D11/79
D589,391 S	3/2009	Sandberg		
D604,659 S	11/2009	Sandberg		

OTHER PUBLICATIONS

Elsa Peretti Open Heart Pendant—Tiffany & Co. Website—www.tiffany.com.

Tiffany 1837 Interlocking Circles Pendant—Tiffany & Co. Website—www.tiffany.com.

Paloma Picasso Double Loving Heart Pendant—tiffanyonlinestore.us.

Heart of Cartier Earrings—Model Reference B8026800—www.cartier.com.

SkyeSterling—Sterling Silver Double Interlocking Connected Open Hearts Necklace 16in—www.amazon.com.

Sterling Silver Hoop Earring With Dangling Hearts—www.overstock.com.

Sterling Silver Interlocking Hearts Necklace—www.walmart.com.

Kenneth Cole New York Stretch Large Chain Bracelet—www.kennethcole.com.

* cited by examiner

Primary Examiner—Ralf Seifert

(74) *Attorney, Agent, or Firm*—Gottlieb, Rackman & Reisman

(57) **CLAIM**

The ornamental design for a jewelry element, as shown and described.

DESCRIPTION

FIG. 1 is a perspective view showing my new design:

FIG. 2 is a front view thereof;

FIG. 3 is a top plan view thereof;

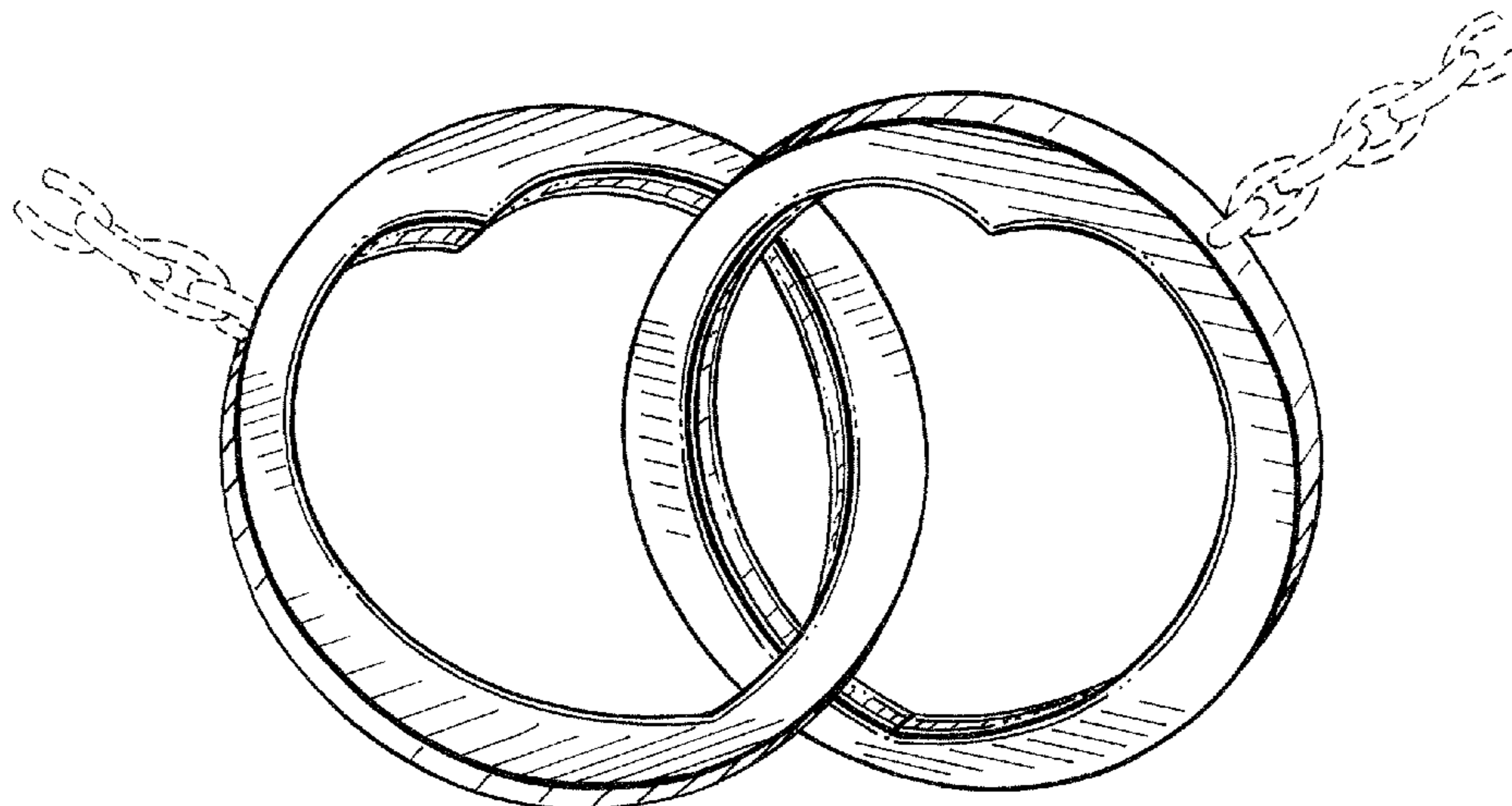
FIG. 4 is a right side elevational view thereof;

FIG. 5 is a left side elevational view thereof;

FIG. 6 is a rear view thereof; and,

FIG. 7 is a bottom plan view thereof.

1 Claim, 4 Drawing Sheets



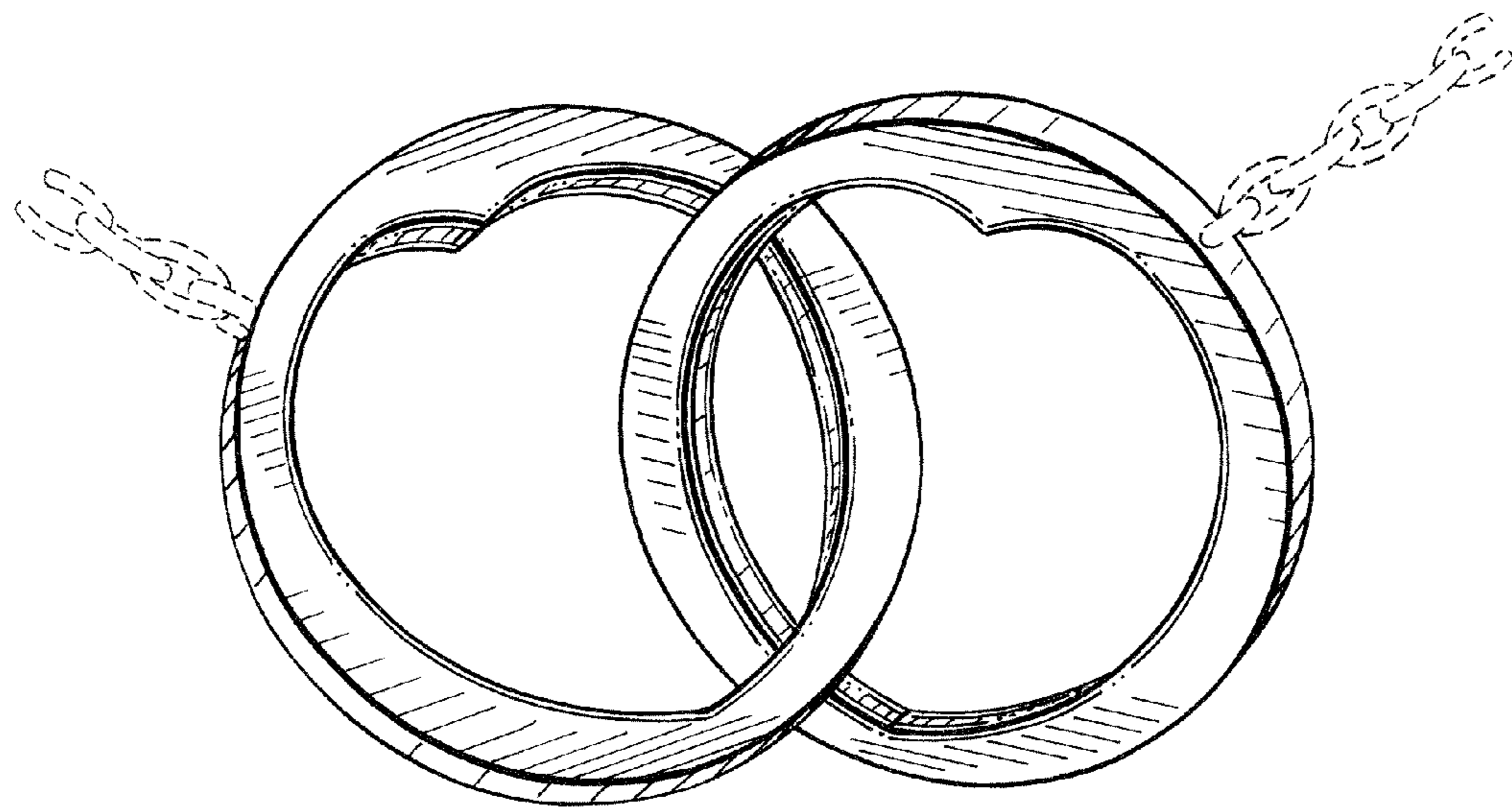


FIG. 1

FIG. 2

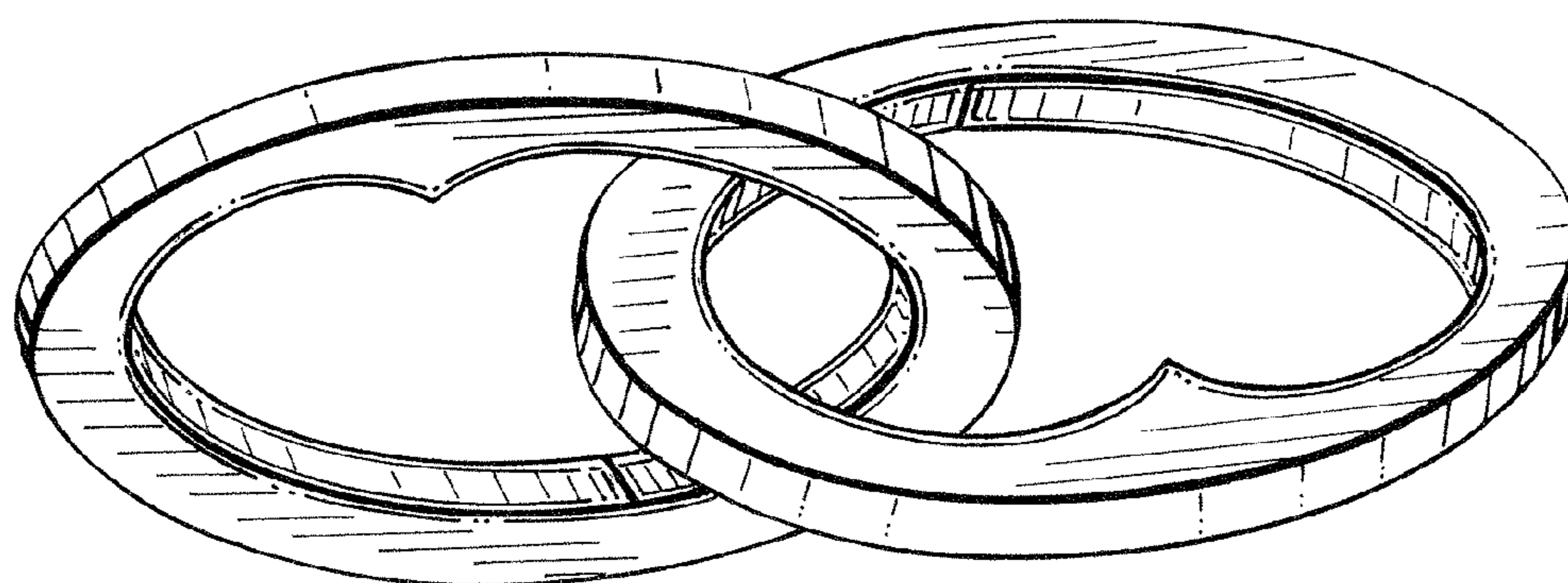
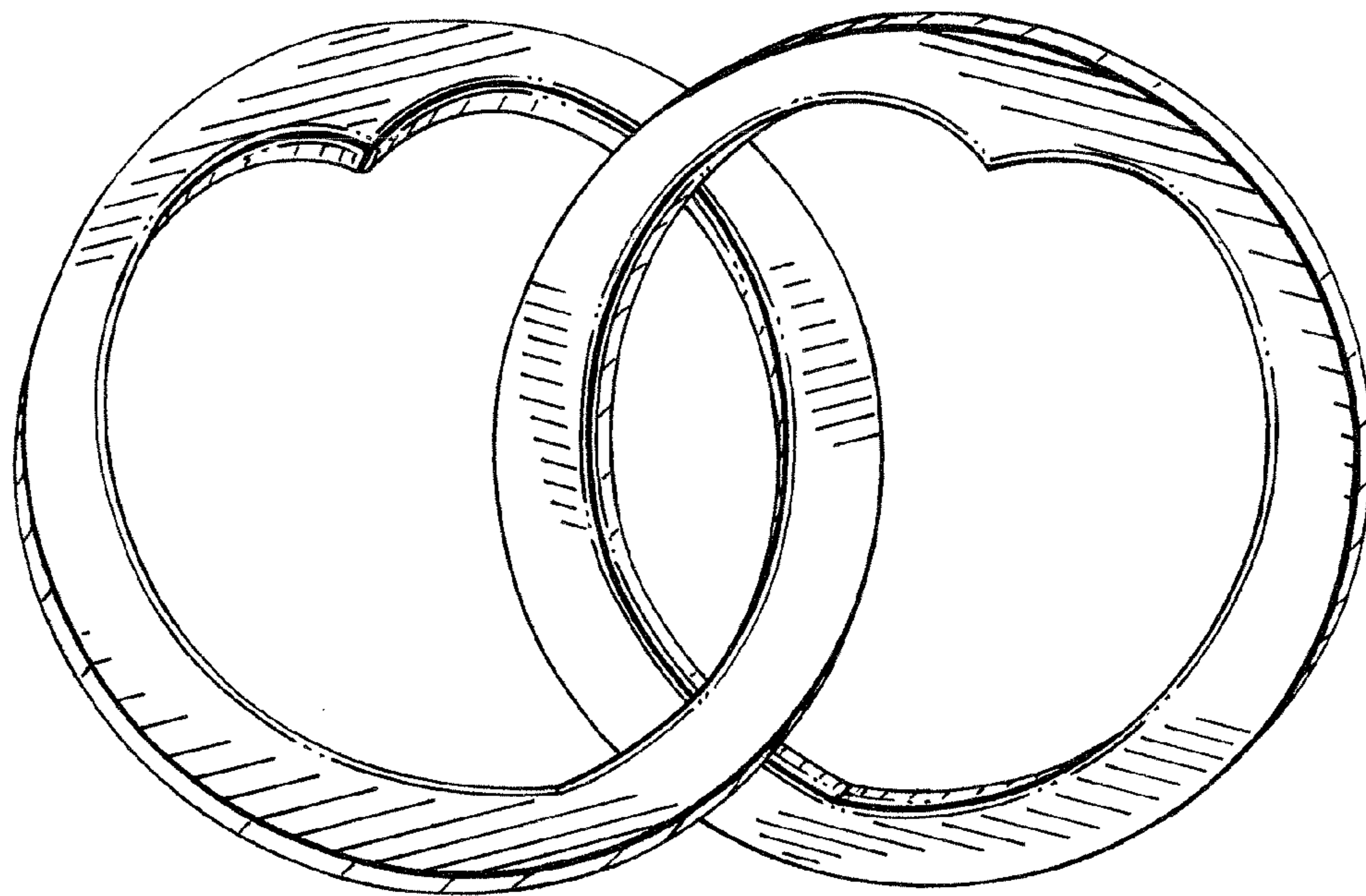


FIG. 3

FIG. 4

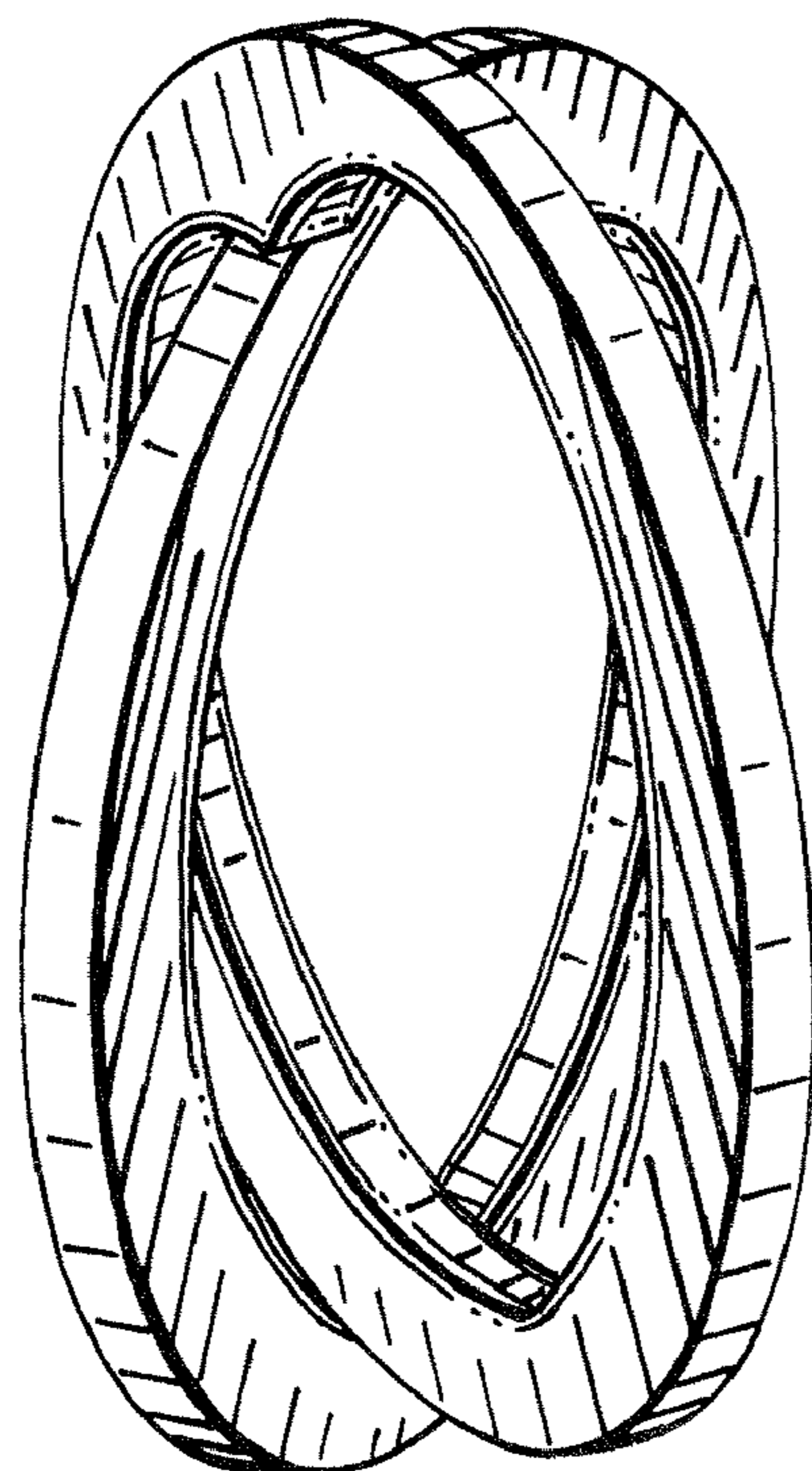
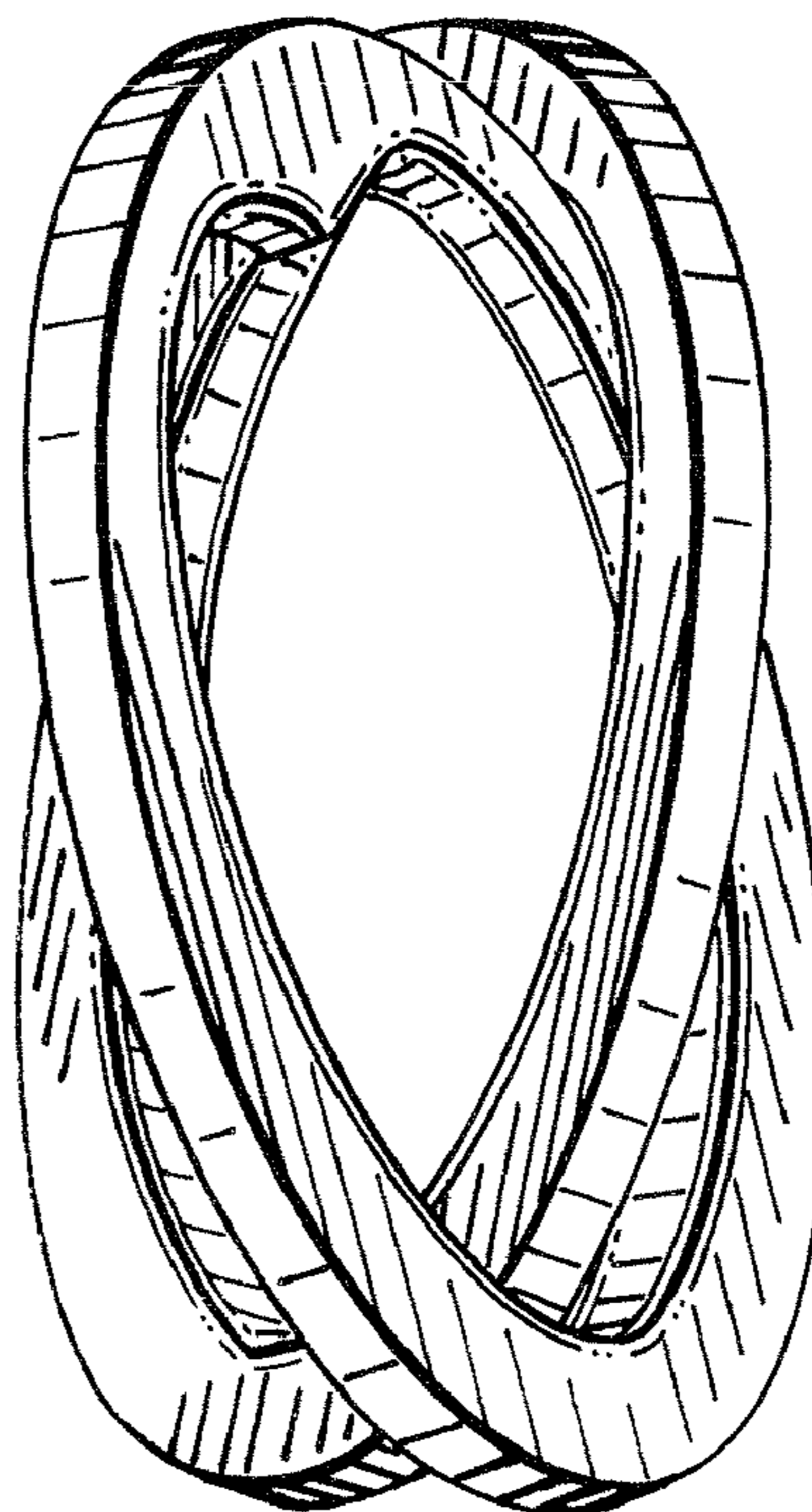


FIG. 5

FIG. 6

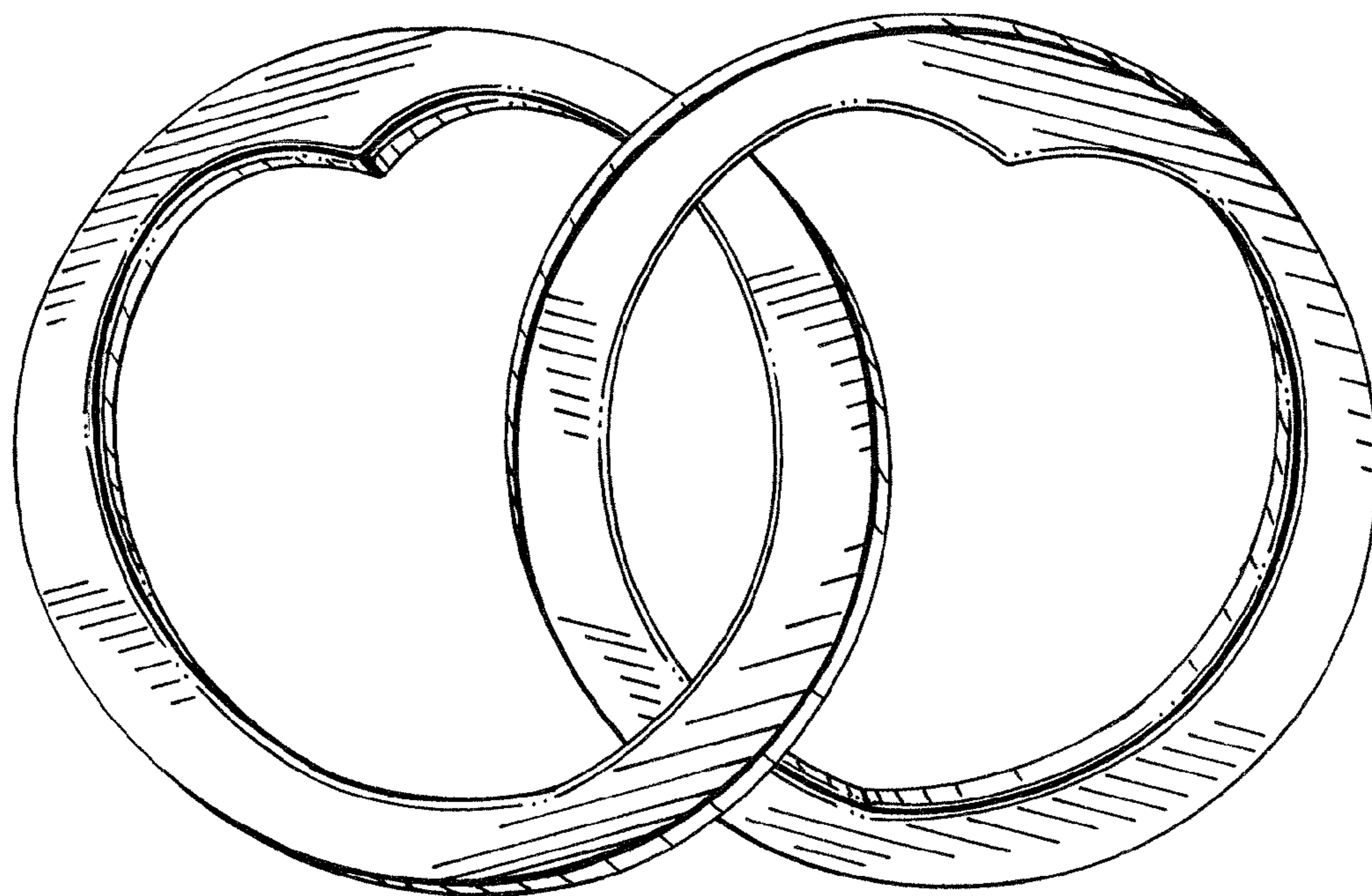


FIG. 7

