



US00D619035S

(12) **United States Design Patent**
Mitchener

(10) **Patent No.:** **US D619,035 S**
(45) **Date of Patent:** **** Jul. 6, 2010**

(54) **DIAMOND**

(76) Inventor: **Mark C. Mitchener**, 2844 W. Wilshire,
Oklahoma City, OK (US) 73116

(**) Term: **14 Years**

(21) Appl. No.: **29/340,446**

(22) Filed: **Jul. 18, 2009**

(51) **LOC (9) Cl.** **11-01**

(52) **U.S. Cl.** **D11/90**

(58) **Field of Classification Search** D11/1-2,
D11/26-29, 89-92; 63/26-28, 32
See application file for complete search history.

(56) **References Cited**

U.S. PATENT DOCUMENTS

D414,133 S	9/1999	Parker	
D415,712 S	10/1999	Tolkowsky	
D431,492 S	10/2000	Wagemans	
D434,690 S	12/2000	Vered	
D439,196 S	3/2001	Tolkowsky	
D451,427 S	12/2001	Tolkowsky	
D452,457 S	12/2001	Tolkowsky	
D454,089 S *	3/2002	Steiner D11/90
D455,367 S	4/2002	Tolkowsky	
D460,377 S	7/2002	Cohen	
D460,713 S	7/2002	Cohen	
D463,312 S	9/2002	Tolkowsky	
D466,436 S	12/2002	Tolkowsky	
D469,033 S	1/2003	Siebenberg	
D469,034 S	1/2003	Yuan	
D471,128 S	3/2003	Aleksanyan	
D474,995 S	5/2003	Mehta	
D476,257 S	6/2003	Mehta	
D476,918 S	7/2003	Aoyagi	
D481,650 S	11/2003	Sung	
D484,432 S	12/2003	Sulimani	
D489,638 S	5/2004	Karni	
D490,014 S	5/2004	Mehta	
D490,743 S	6/2004	Karni	
D491,093 S	6/2004	Mehta	
D493,382 S	7/2004	Sanghvi	

D493,383 S *	7/2004	Gezovitch D11/90
D495,269 S	8/2004	Weinstein	
D499,979 S	12/2004	Tolkowsky	
D500,700 S	1/2005	Tolkowsky	
D501,150 S	1/2005	Fuchs	
D501,151 S	1/2005	Tolkowsky	
D501,152 S	1/2005	Tolkowsky	
D501,153 S	1/2005	Tolkowsky	
D501,155 S	1/2005	Tolkowsky	
D501,156 S	1/2005	Tolkowsky	
D504,636 S	5/2005	Voorn	
D510,887 S	10/2005	Namdar	
D511,992 S	11/2005	Amiel	
D512,936 S	12/2005	Sung	
D514,472 S	2/2006	Namdar	
D514,978 S	2/2006	Lakhi	
D516,939 S	3/2006	Hodara	

(Continued)

Primary Examiner—Ralf Seifert
(74) *Attorney, Agent, or Firm*—McAfee & Taft

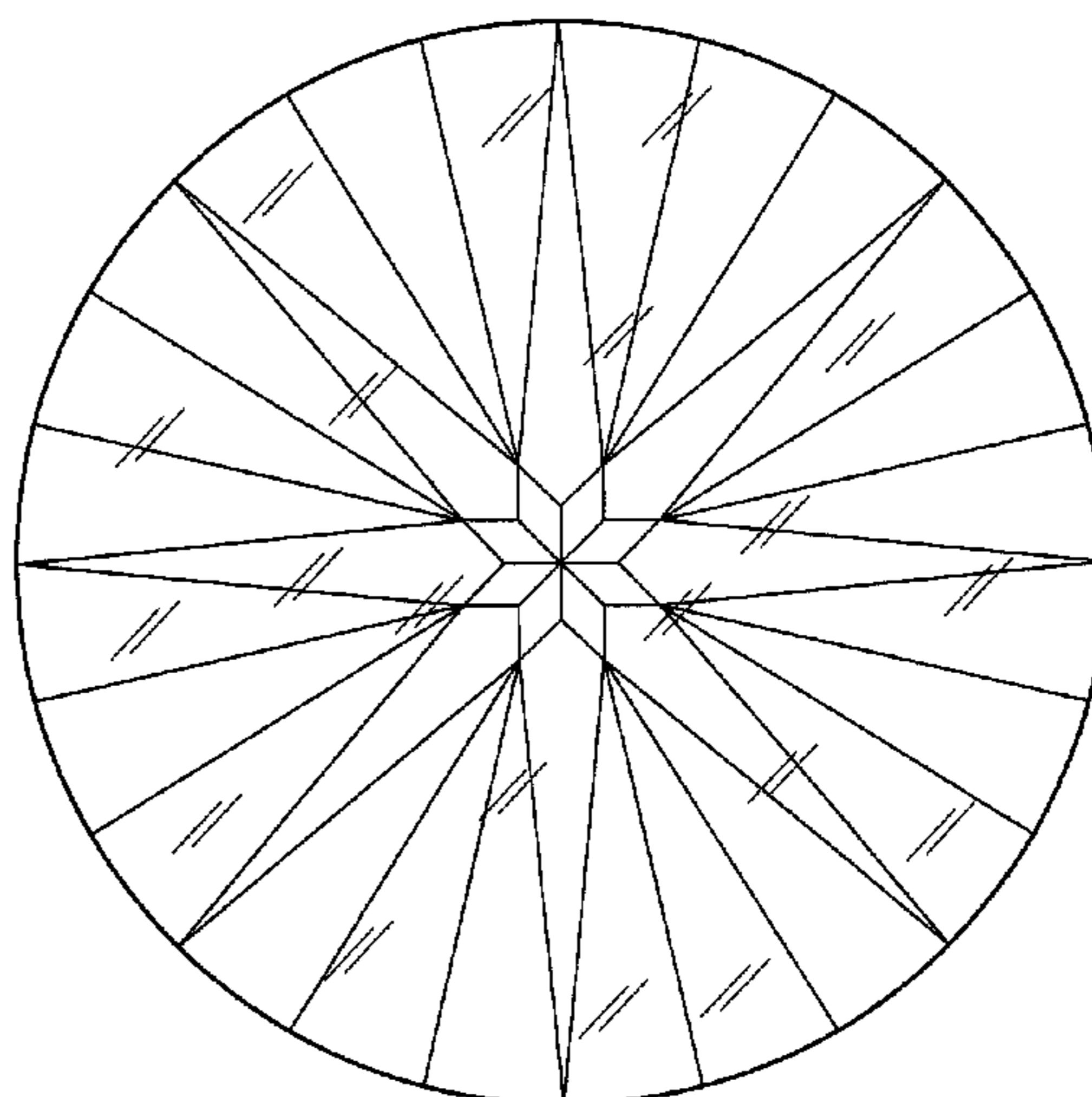
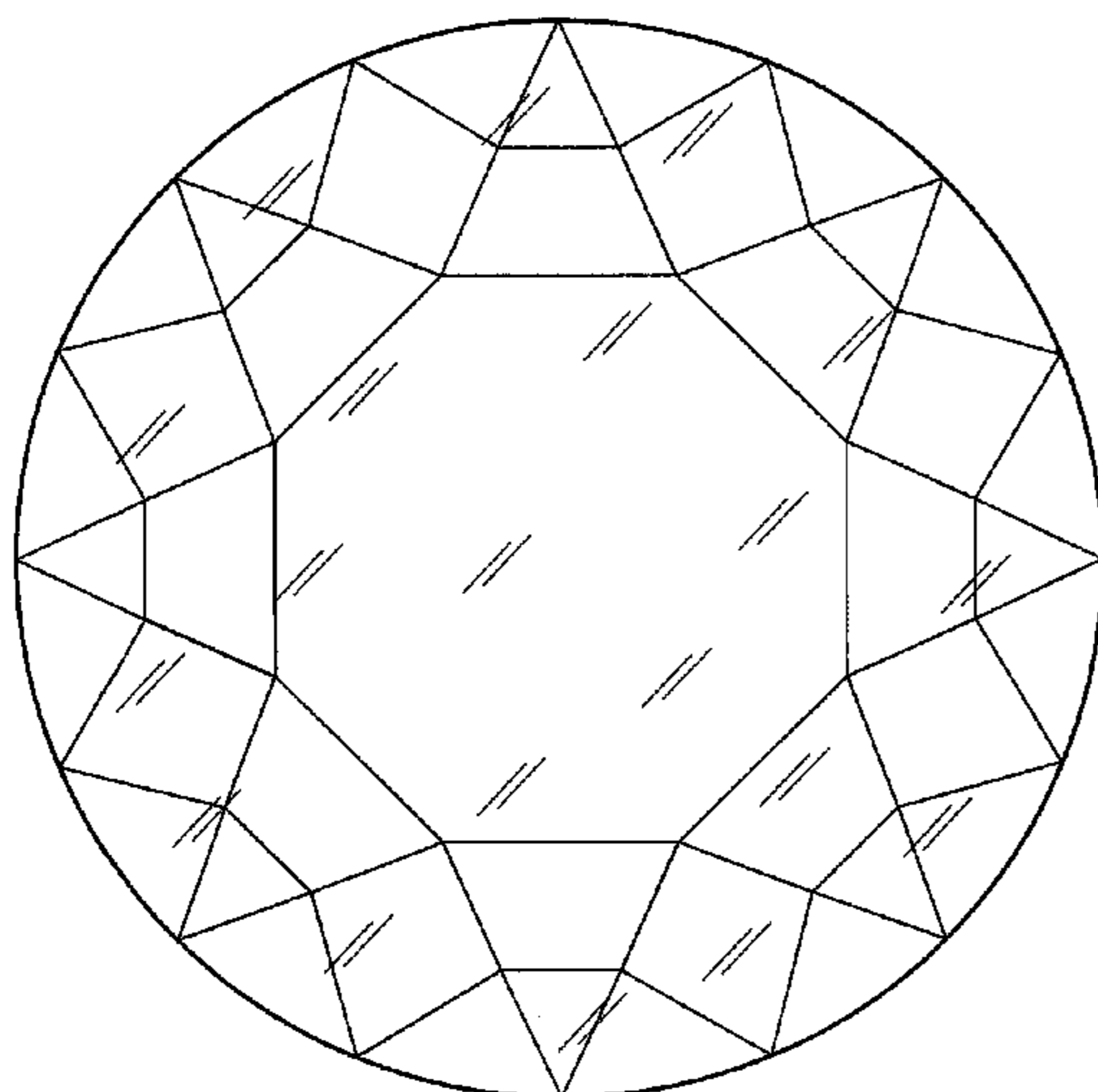
(57) **CLAIM**

The ornamental design for a diamond, as shown and described.

DESCRIPTION

FIG. 1 is a perspective top view of the diamond;
FIG. 2 is a side view of the diamond shown in FIG. 1;
FIG. 3 is a top view of the diamond shown in FIG. 1; and,
FIG. 4 is a bottom view of the diamond shown in FIG. 1.

1 Claim, 4 Drawing Sheets



US D619,035 S

Page 2

U.S. PATENT DOCUMENTS

D523,373 S	6/2006	Mehta	D535,907 S	1/2007	Sevdermish
D525,902 S	8/2006	Dholakiya	D536,635 S	2/2007	Torgeman
D526,924 S	8/2006	Shannon	D546,232 S	7/2007	Botha
D530,642 S	10/2006	Botha	D546,233 S	7/2007	Botha
			D593,440 S	6/2009	Har

* cited by examiner

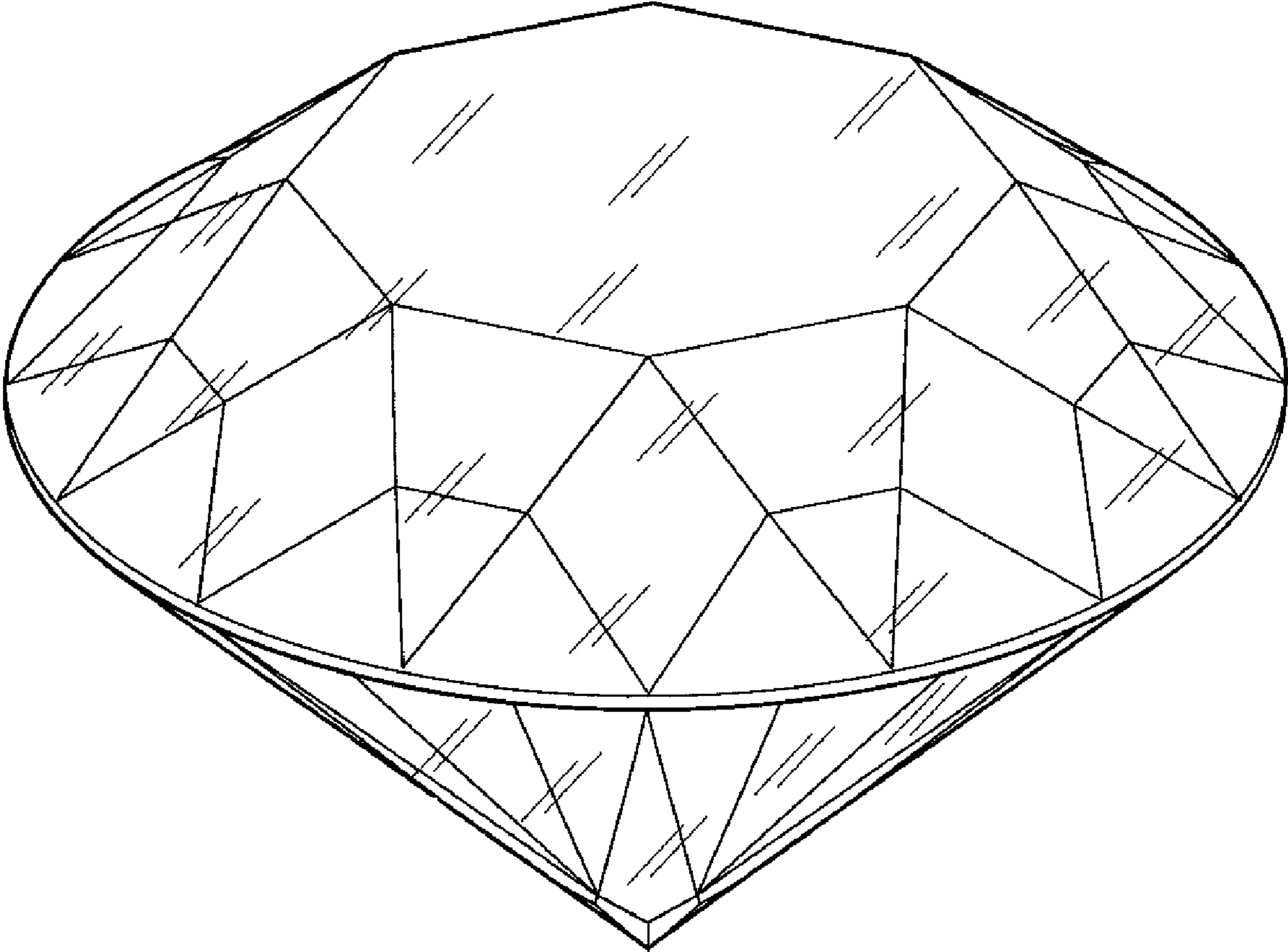


FIG. 1

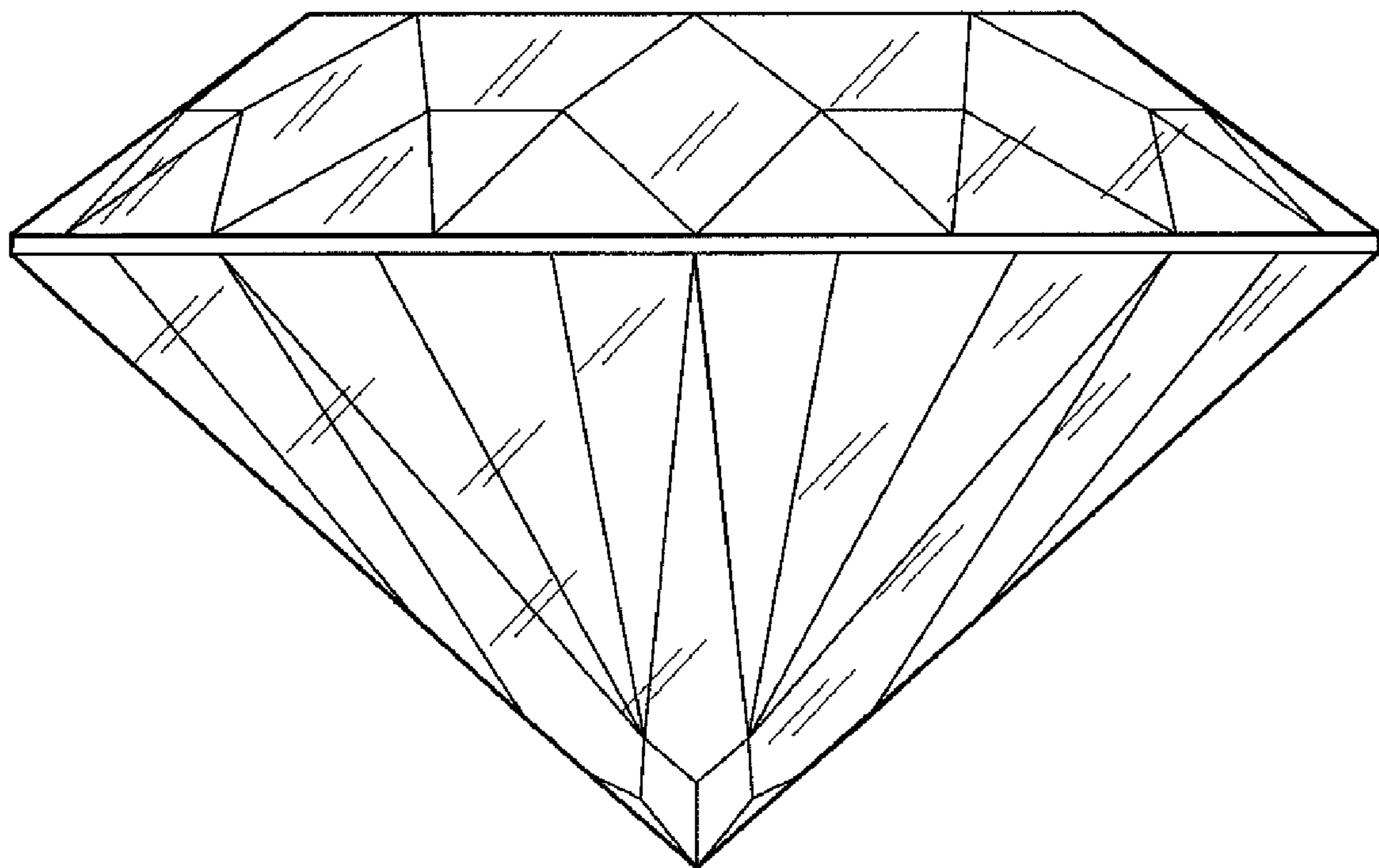


FIG. 2




FIG. 3

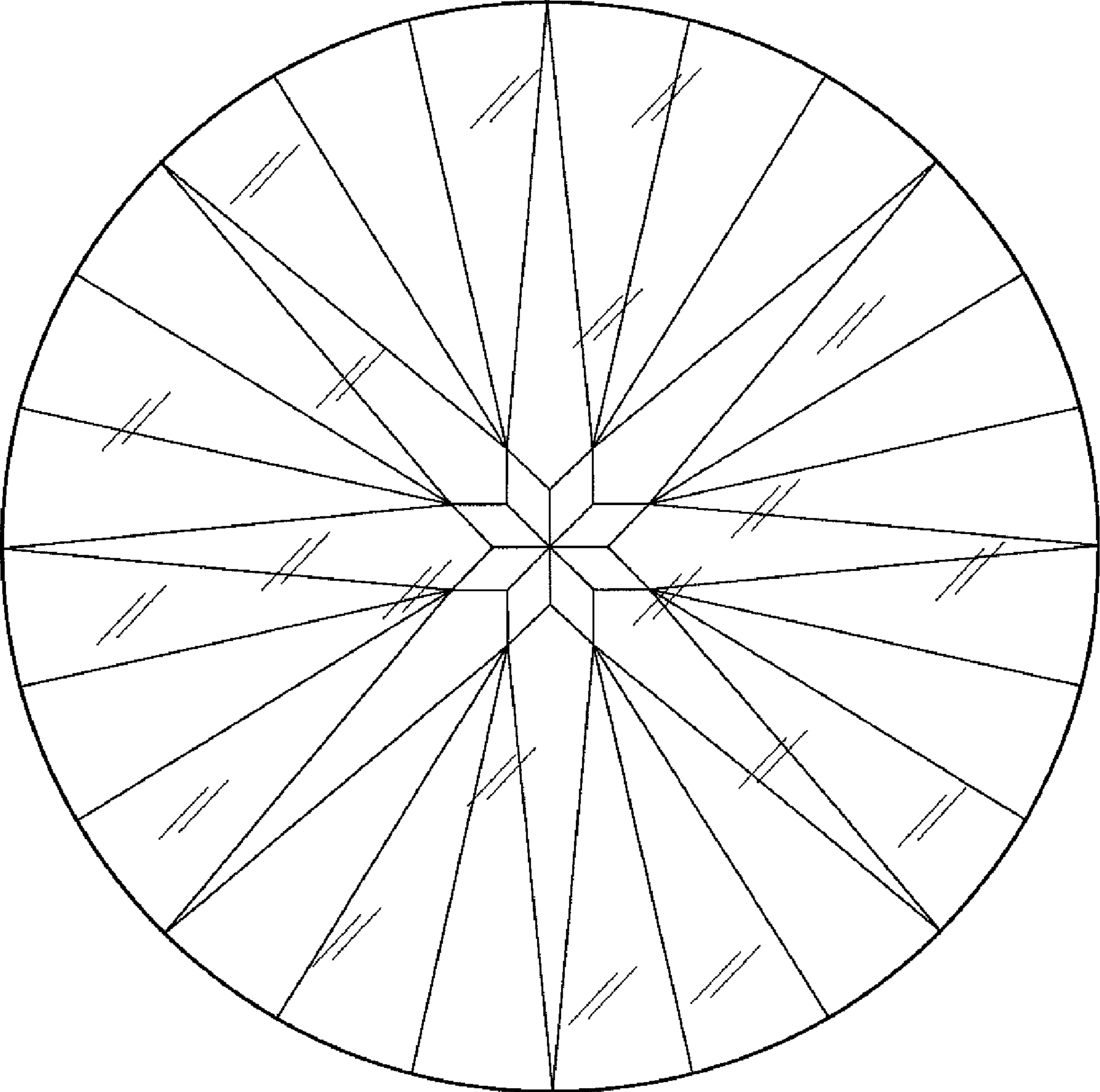


FIG. 4