



US00D619025S

(12) **United States Design Patent**
Papadimitriou

(10) **Patent No.:** **US D619,025 S**

(45) **Date of Patent:** **** Jul. 6, 2010**

(54) **TENNIS BRACELET**

D491,832 S * 6/2004 Gordon D11/26
D601,913 S * 10/2009 Cappellieri D11/26
D602,799 S * 10/2009 Colombani D11/3

(75) Inventor: **Costantino Papadimitriou**, Milan (IT)

(73) Assignee: **De Beers Centenary AG**, Lucerne (CH)

* cited by examiner

(**) Term: **14 Years**

Primary Examiner—Cathron C Brooks
Assistant Examiner—Melanie Levy

(21) Appl. No.: **29/345,959**

(74) *Attorney, Agent, or Firm*—Sonnenschein Nath & Rosenthal LLP; Brian R. McGinley

(22) Filed: **Oct. 23, 2009**

(57) **CLAIM**

(30) **Foreign Application Priority Data**

Apr. 24, 2009 (EP) 001127583-0009

The ornamental design for a tennis bracelet , as shown and described.

(51) **LOC (9) Cl.** **11-01**

DESCRIPTION

(52) **U.S. Cl.** **D11/3**

(58) **Field of Classification Search** D11/1-45,
D11/79-85; 59/78, 80-83; 63/3, 3.1, 3.2,
63/4, 5.1, 5.2

FIG. 1 is a top view of a tennis bracelet illustrating the new design;

See application file for complete search history.

FIG. 2 is a bottom view of the tennis bracelet illustrated in FIG. 1;

(56) **References Cited**

FIG. 3 is a front view of the tennis bracelet illustrated in FIG. 1;

U.S. PATENT DOCUMENTS

FIG. 4 is a rear view of the tennis bracelet illustrated in FIG. 1;

- D62,592 S * 6/1923 Segman D11/4
- D101,022 S * 9/1936 Blackburn D11/4
- D136,594 S * 11/1943 Freeman D11/75
- D152,363 S * 1/1949 Philippe D11/13
- D156,994 S * 1/1950 Philippe D11/15
- D159,854 S * 8/1950 Philippe D11/15
- D160,423 S * 10/1950 Philippe D11/15
- D271,574 S * 11/1983 Bulgari D11/13
- D276,030 S * 10/1984 Bulgari D11/13
- D452,959 S * 1/2002 Cabarbaye D11/3
- D465,173 S * 11/2002 Gordon D11/26

FIG. 5 is a right side elevational view of the tennis bracelet illustrated in FIG. 1;

FIG. 6 is a left side elevational view of the tennis bracelet illustrated in FIG. 1; and,

FIG. 7 is a perspective view of the tennis bracelet illustrated in FIG. 1.

1 Claim, 2 Drawing Sheets




FIG 1

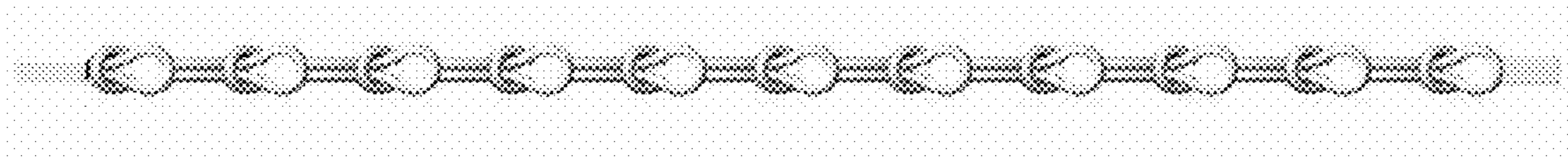


FIG 2

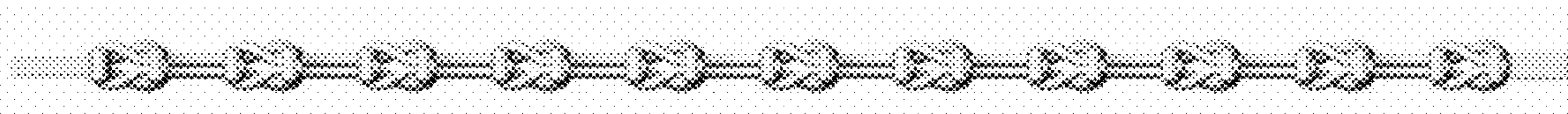


FIG 3




FIG 4

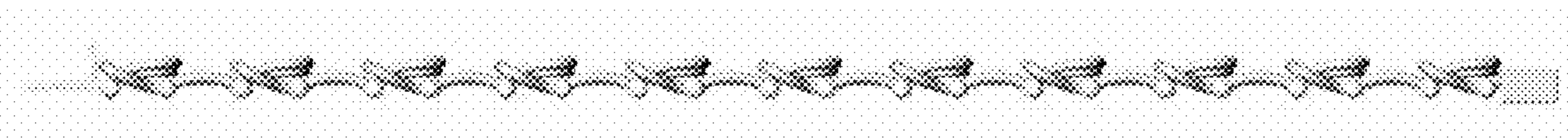


FIG 5

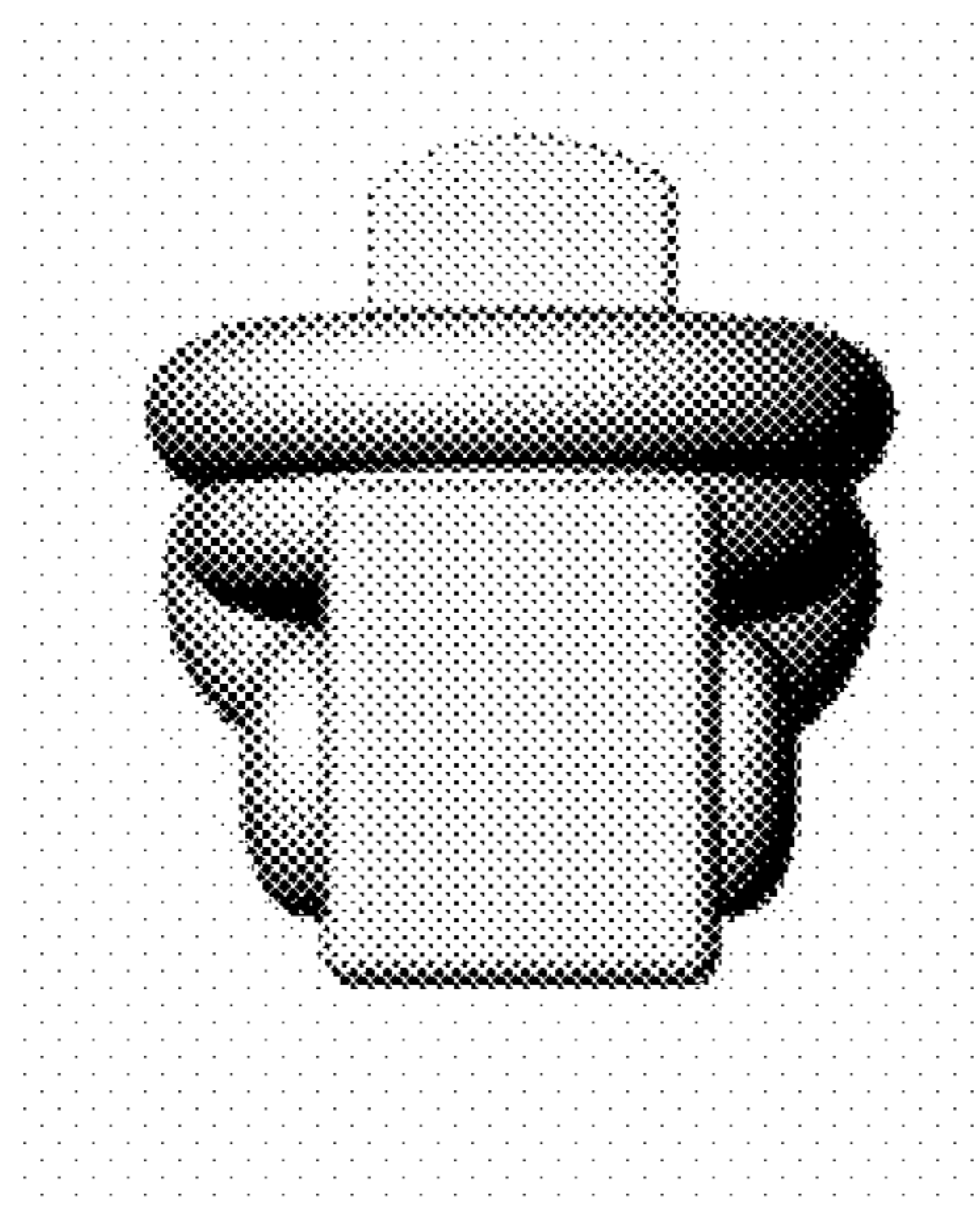


FIG 6

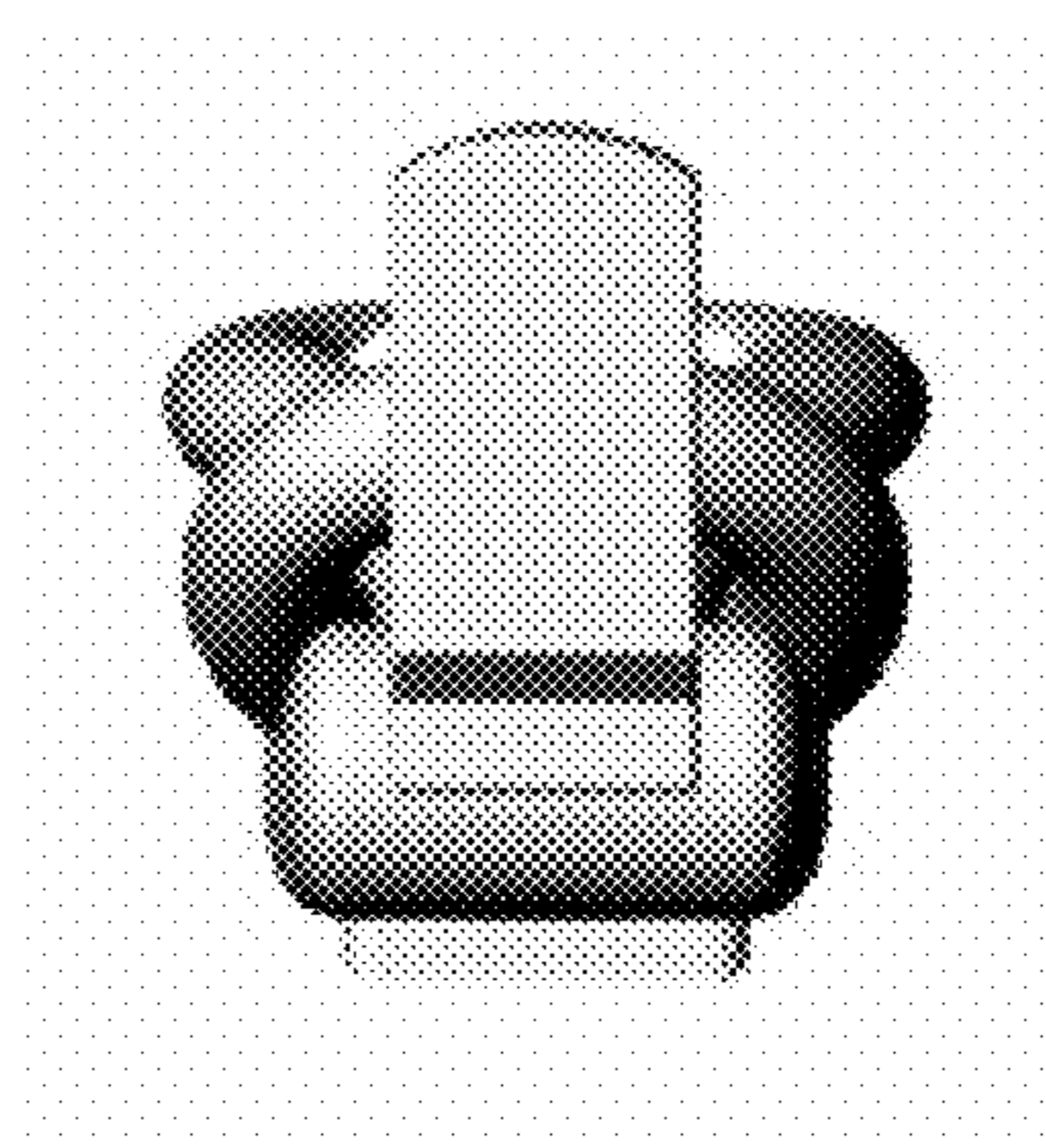


FIG 7

