



US00D619016S

(12) **United States Design Patent**
Malanchino

(10) **Patent No.:** **US D619,016 S**
(45) **Date of Patent:** **** Jul. 6, 2010**

(54) **CONTAINER**

(75) Inventor: **Catherine Malanchino**, New York, NY
(US)

(73) Assignee: **Cointreau**, Saint Barthelemy d'Anjou
(FR)

(**) Term: **14 Years**

(21) Appl. No.: **29/314,570**

(22) Filed: **Apr. 10, 2009**

(30) **Foreign Application Priority Data**

Oct. 14, 2008 (EM) 001019509-0001

(51) **LOC (9) Cl.** **09-01**

(52) **U.S. Cl.** **D9/627; D9/669; D9/560;**
D9/563

(58) **Field of Classification Search** D9/600-601,
D9/614, 616, 618-619, 621-622, 624-628,
D9/649, 667, 669, 516, 544, 560, 563, 572-575;
D7/514-517, 519-520; 206/457-458, 527;
215/379-383, 400; 220/890; D11/160

See application file for complete search history.

(56) **References Cited**

U.S. PATENT DOCUMENTS

D10,893 S * 11/1878 Bartholdi D11/160

D59,863 S * 11/1921 Pappas D11/160
D78,002 S * 3/1929 Bean D9/625
D133,975 S * 10/1942 Adams, Sr. D11/160
D158,445 S * 5/1950 Cotter D9/669
D488,400 S * 4/2004 Devine D11/160
D535,566 S * 1/2007 Lin D9/560

* cited by examiner

Primary Examiner—Sandra Morris

(74) *Attorney, Agent, or Firm*—Charles E. Temko

(57) **CLAIM**

The ornamental design for a container, as shown.

DESCRIPTION

FIG. 1 is a perspective view of a container, showing my new design.

FIG. 2 is a first side elevational view thereof,

FIG. 3 is a second side elevational view thereof,

FIG. 4 is a third side elevational view thereof

FIG. 5 is a fourth side elevational view thereof,

FIG. 6 is a top plan view thereof; and,

FIG. 7 is a bottom plan view thereof.

1 Claim, 7 Drawing Sheets





Fig. 1



Fig. 2




Fig. 3




Fig. 4




Fig. 5




Fig. 6




Fig. 7