



US00D619015S

(12) **United States Design Patent**
Kusumi et al.

(10) **Patent No.:** **US D619,015 S**
(45) **Date of Patent:** **** Jul. 6, 2010**

(54) **PACKAGING BOX**

(75) Inventors: **Shigeo Kusumi**, Tokyo (JP); **Nobuo Tsutsumi**, Tokyo (JP); **Masakazu Shigiishi**, Tokyo (JP)

(73) Assignee: **Hisamitsu Pharmaceutical Co., Inc.** (JP)

(**) Term: **14 Years**

(21) Appl. No.: **29/312,027**

(22) Filed: **Sep. 26, 2008**

(30) **Foreign Application Priority Data**

Jul. 8, 2008 (JP) D2008-017556

(51) **LOC (9) Cl.** **09-01**

(52) **U.S. Cl.** **D9/624; D9/432**

(58) **Field of Classification Search** D9/600,
D9/614, 621, 623-628, 414, 430-433; 206/457,
206/527; 215/400; 220/890; 229/116.1-116.3
See application file for complete search history.

(56) **References Cited**

U.S. PATENT DOCUMENTS

D453,682 S *	2/2002	Kusumi et al.	D9/632
D510,702 S *	10/2005	Kusumi et al.	D9/432
D536,621 S *	2/2007	Tsutsumi et al.	D9/624
D536,988 S *	2/2007	Kusumi et al.	D9/624
D552,480 S *	10/2007	Kusumi et al.	D9/432

* cited by examiner

Primary Examiner—Sandra Morris
(74) *Attorney, Agent, or Firm*—Holland & Hart LLP

(57) **CLAIM**

The ornamental design for a packaging box, as shown and described.

DESCRIPTION

The file of this patent contains at least one drawing executed in color. Copies of this patent with color drawings will be provided by the Office upon request and payment of the necessary fee. Portions of the drawings executed in broken lines in the various views are provided to illustrate environment and do not form a part of the claimed design.

FIG. 1 is a front perspective view of the packaging box, showing our new design;

FIG. 2 is a front elevation view of the design illustrated in FIG. 1;

FIG. 3 is a rear elevation view of the design illustrated in FIG. 1;


FIG. 4 is a top plan view of the design illustrated in FIG. 1;

FIG. 5 is a bottom plan view of the design illustrated in FIG. 1;

FIG. 6 is a right elevation view of the design illustrated in FIG. 1; and,

FIG. 7 is a left elevation view of the design illustrated in FIG. 1.

1 Claim, 7 Drawing Sheets
(2 of 7 Drawing Sheet(s) Filed in Color)






FIGURE 1




FIGURE 2




FIGURE 3



FIGURE 4



FIGURE 5




FIGURE 6




FIGURE 7