



US00D619013S

(12) **United States Design Patent**
Potts

(10) **Patent No.:** **US D619,013 S**

(45) **Date of Patent:** **** Jul. 6, 2010**

(54) **CONTAINER**

(75) Inventor: **Craig L. Potts**, Maumee, OH (US)

(73) Assignee: **Owens-Brockway Glass Container Inc.**, Perrysburg, OH (US)

(**) Term: **14 Years**

(21) Appl. No.: **29/345,334**

(22) Filed: **Oct. 14, 2009**

(51) **LOC (9) Cl.** **09-01**

(52) **U.S. Cl.** **D9/545; D9/500**

(58) **Field of Classification Search** D9/500,
D9/505, 516, 537, 538, 539, 545, 546, 549,
D9/558, 572, 573, 574; 215/381-385
See application file for complete search history.

(56) **References Cited**

U.S. PATENT DOCUMENTS

D491,066 S	6/2004	Le Goff	
D509,433 S	9/2005	Trayser et al.	
D526,197 S	8/2006	Lauret	
D551,552 S	9/2007	Rica	
D551,558 S *	9/2007	Lundberg	D9/552
D556,577 S *	12/2007	Didier	D9/500
D561,026 S *	2/2008	Rica	D9/500
D576,047 S *	9/2008	Reihle	D9/500

D580,771 S *	11/2008	Rica	D9/560
D591,596 S *	5/2009	Rica	D9/500
D592,060 S *	5/2009	Chupak	D9/500
D592,061 S *	5/2009	Rica	D9/500
D600,556 S *	9/2009	Chupak	D9/500

* cited by examiner

Primary Examiner—Stella M Reid

Assistant Examiner—Elizabeth J Oswecki

(57) **CLAIM**

I claim the ornamental design for a container, as shown and described.

DESCRIPTION


FIG. 1 is a perspective view of a container according to the present invention.

FIG. 2 is a front elevation view of the container in FIG. 1, the two side elevational views and the rear elevational view being identical to FIG. 2; and,

FIG. 3 is a top plan view of the container in FIGS. 1-2, the bottom of the container forming no part of the claimed design.

The broken lines showing the interior rings in FIGS. 1 and 2 are included for the purpose of illustration only and form no part of the claimed design.

1 Claim, 1 Drawing Sheet



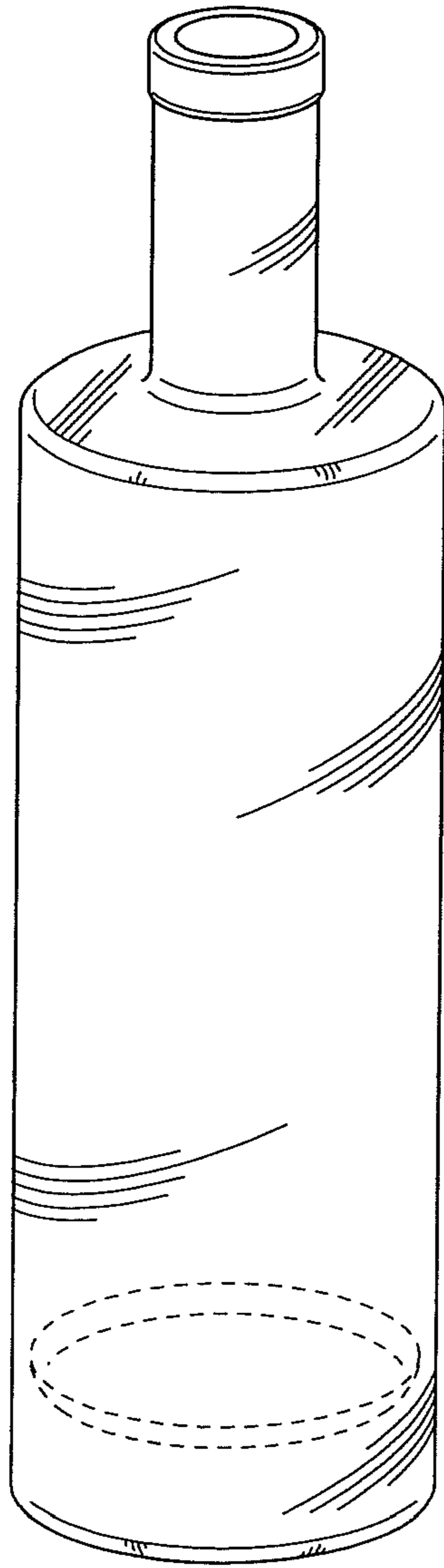


FIG. 1

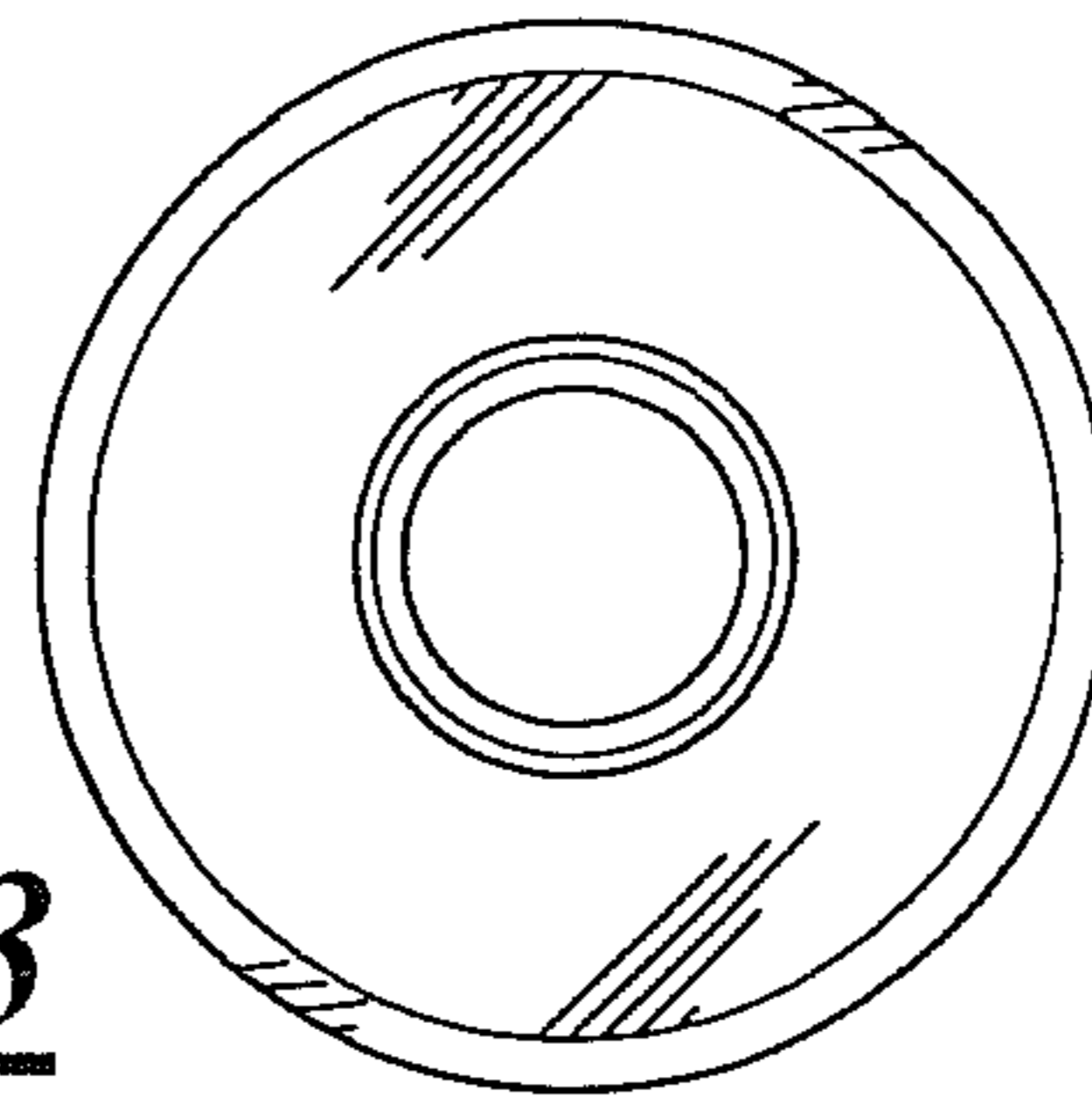


FIG. 3

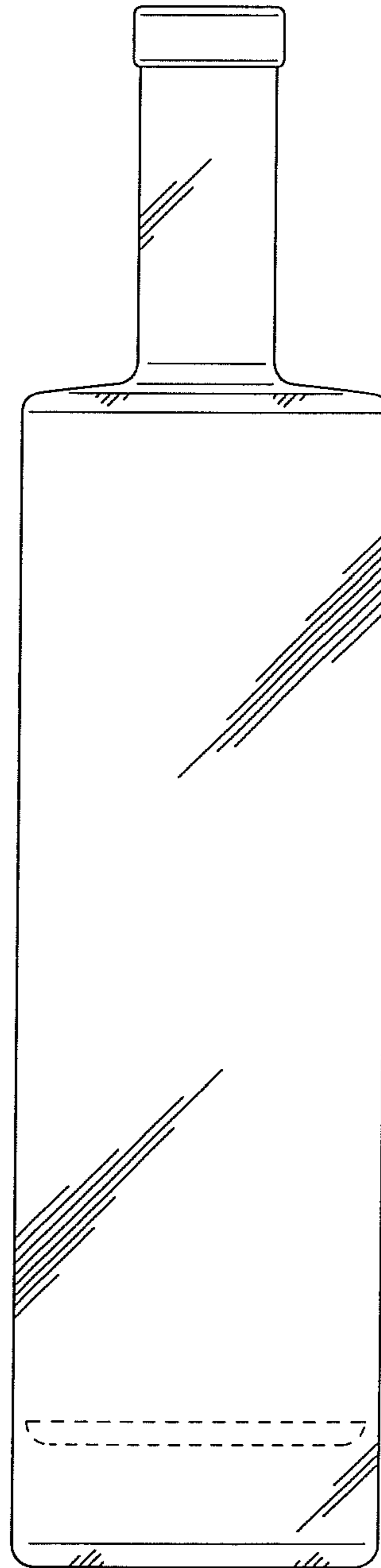


FIG. 2