



US00D619012S

(12) **United States Design Patent**  
**Eble**

(10) **Patent No.:** **US D619,012 S**  
(45) **Date of Patent:** **\*\* Jul. 6, 2010**

(54) **CONTAINER**

(75) Inventor: **Raymond C. Eble**, Sugarloaf, PA (US)

(73) Assignee: **Pretium Packaging, L.L.C.**,  
Chesterfield, MO (US)

(\*\*) Term: **14 Years**

(21) Appl. No.: **29/338,581**

(22) Filed: **Jun. 15, 2009**

(51) **LOC (9) Cl.** ..... **09-01**

(52) **U.S. Cl.** ..... **D9/542; D9/560; D9/564;**  
D9/571

(58) **Field of Classification Search** ..... D9/516,  
D9/520, 530, 531, 536, 541, 542, 559, 560,  
D9/563, 564, 566, 569, 571, 574; 215/381-385  
See application file for complete search history.

(56) **References Cited**

**U.S. PATENT DOCUMENTS**

D223,808 S *	6/1972	Beaver	.....	D9/542
D370,850 S *	6/1996	Beaver	.....	D9/543
D389,067 S *	1/1998	Lown	.....	D9/543
D413,200 S *	8/1999	Baker	.....	D3/23
D426,164 S *	6/2000	Gans et al.	.....	D9/541
D426,469 S *	6/2000	Mankowski et al.	.....	D9/541
D448,675 S *	10/2001	Thierjung	.....	D9/541
D501,795 S *	2/2005	Walsh et al.	.....	D9/522
D504,823 S *	5/2005	Nottingham et al.	.....	D9/528
D511,100 S *	11/2005	Nottingham et al.	.....	D9/528
D573,475 S *	7/2008	Nottingham et al.	.....	D9/531

D586,222 S *	2/2009	Little et al.	.....	D9/531
D590,716 S *	4/2009	Blank	.....	D9/542
D598,772 S *	8/2009	Yourist et al.	.....	D9/541
D598,773 S *	8/2009	Yourist et al.	.....	D9/541
D605,055 S *	12/2009	Serrano Diaz	.....	D9/560
D607,743 S *	1/2010	Eble	.....	D9/559
D608,211 S *	1/2010	Eble	.....	D9/559

\* cited by examiner

*Primary Examiner*—Stella M Reid

*Assistant Examiner*—Elizabeth J Oswecki

(74) *Attorney, Agent, or Firm*—Lewis, Rice & Fingersh, L.C.

(57) **CLAIM**

The ornamental design for a container, as shown and described.

**DESCRIPTION**

FIG. 1 is a perspective view of a container showing my new design;

FIG. 2 is a front view thereof;

FIG. 3 is a rear view thereof;

FIG. 4 is a right side view thereof;

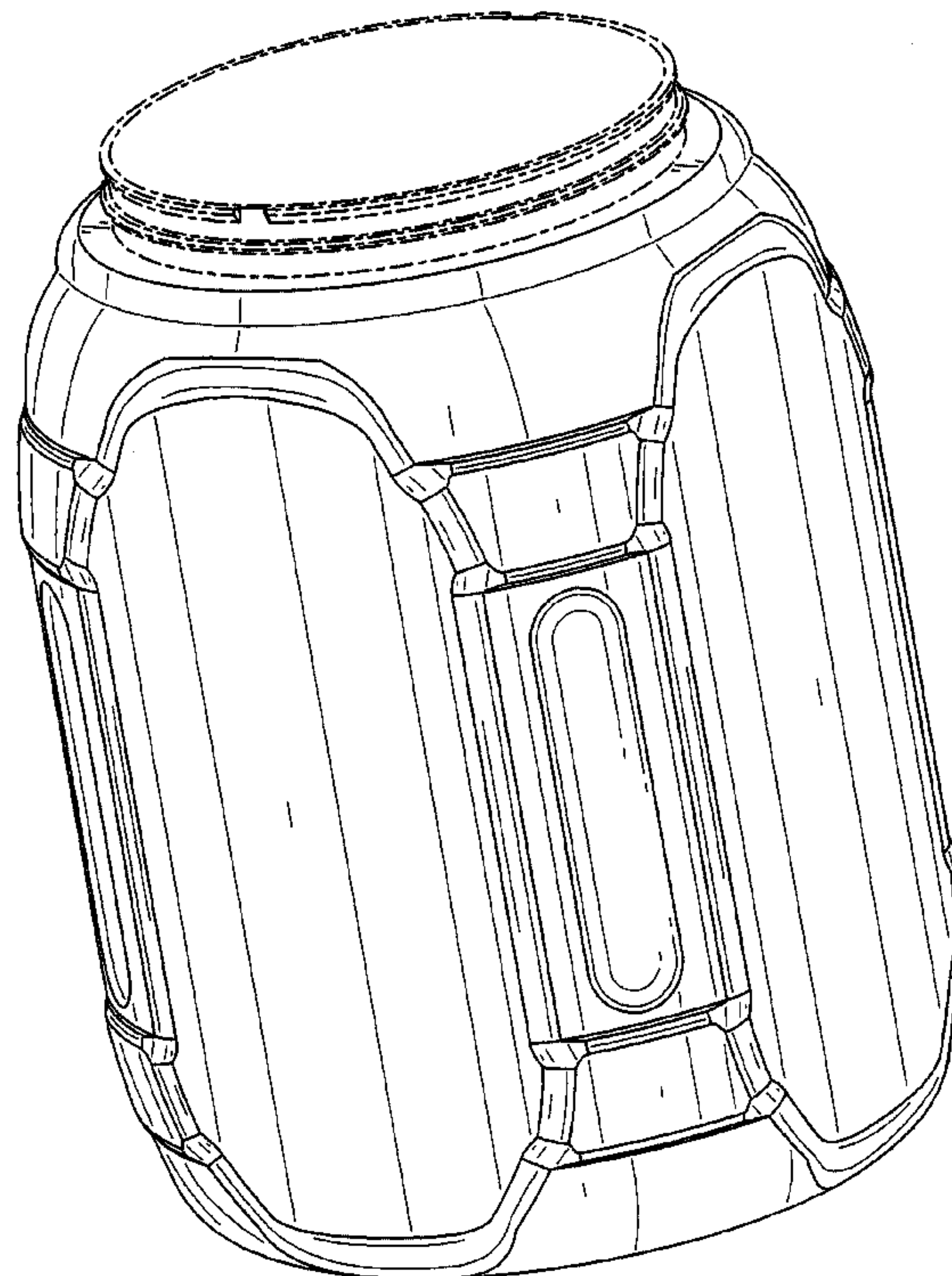
FIG. 5 is a left side view thereof;

FIG. 6 is a top plan view thereof; and,

FIG. 7 is a bottom plan view thereof.

The broken line showing of a pour spout in FIGS. 1-6 and interior circles in FIG. 7 is included for the purpose of illustrating only and forms no part of the claimed design.

**1 Claim, 7 Drawing Sheets**



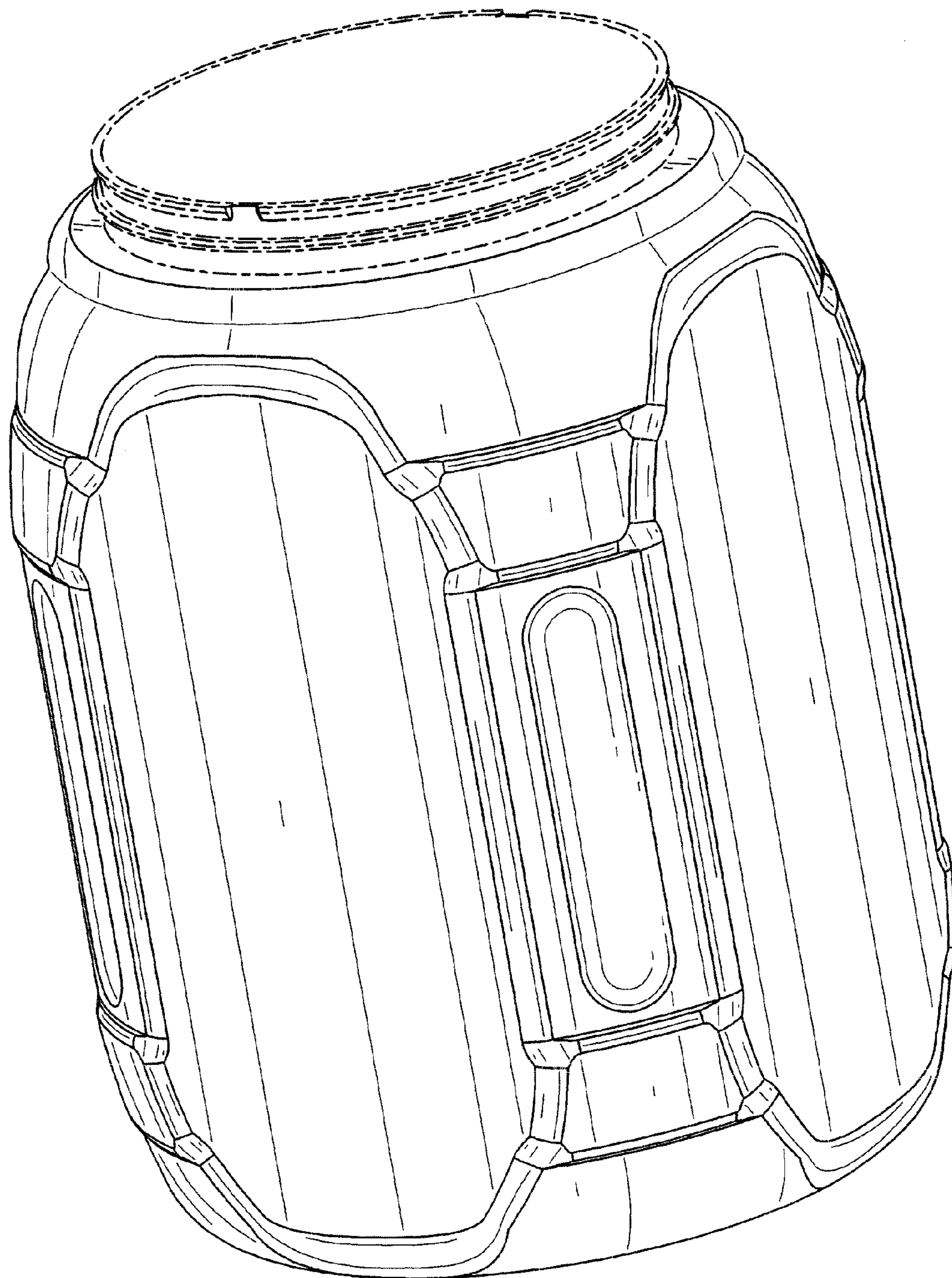


FIG. 1




FIG. 2






FIG. 3




FIG. 4




FIG. 5

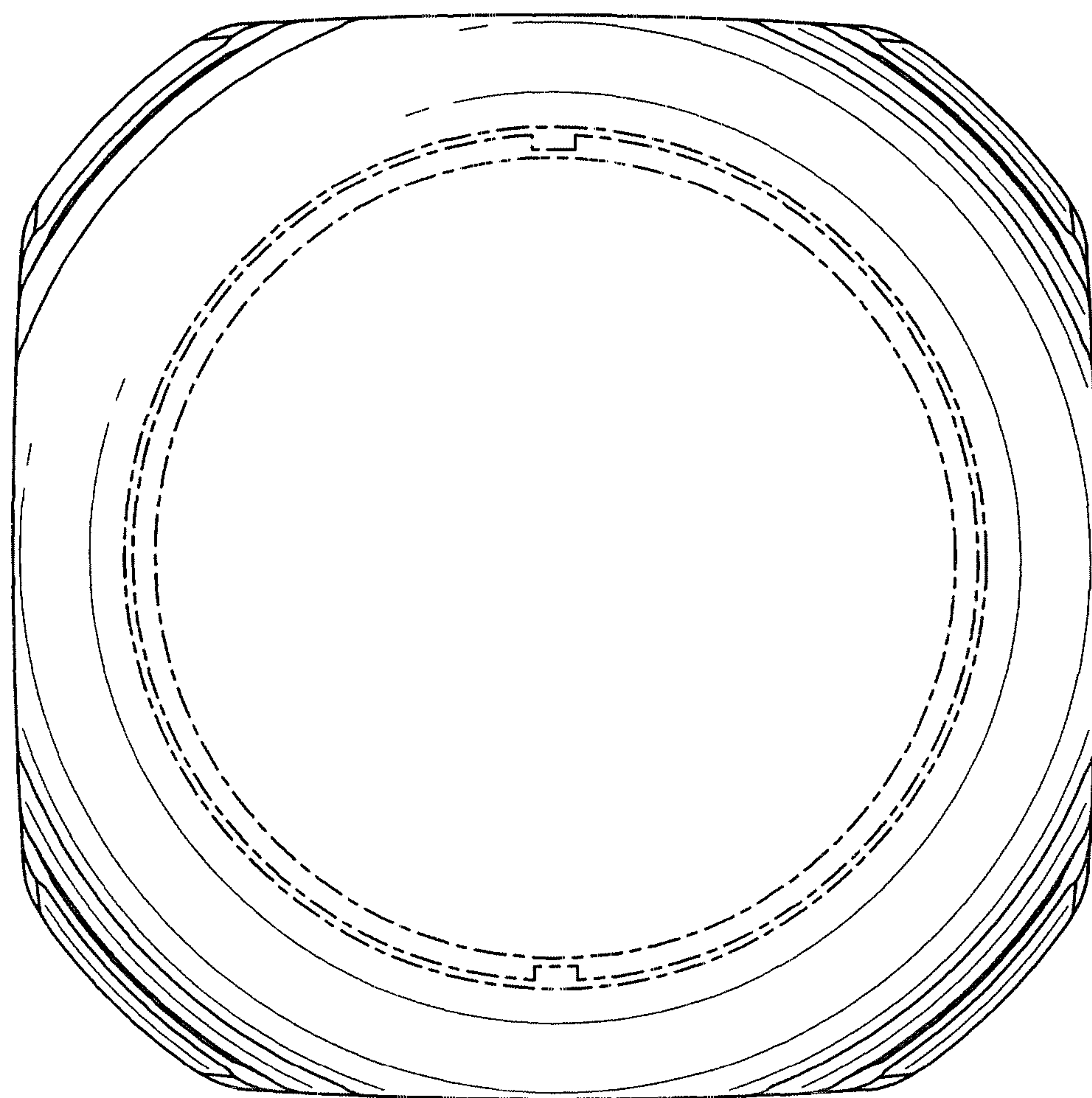


FIG. 6

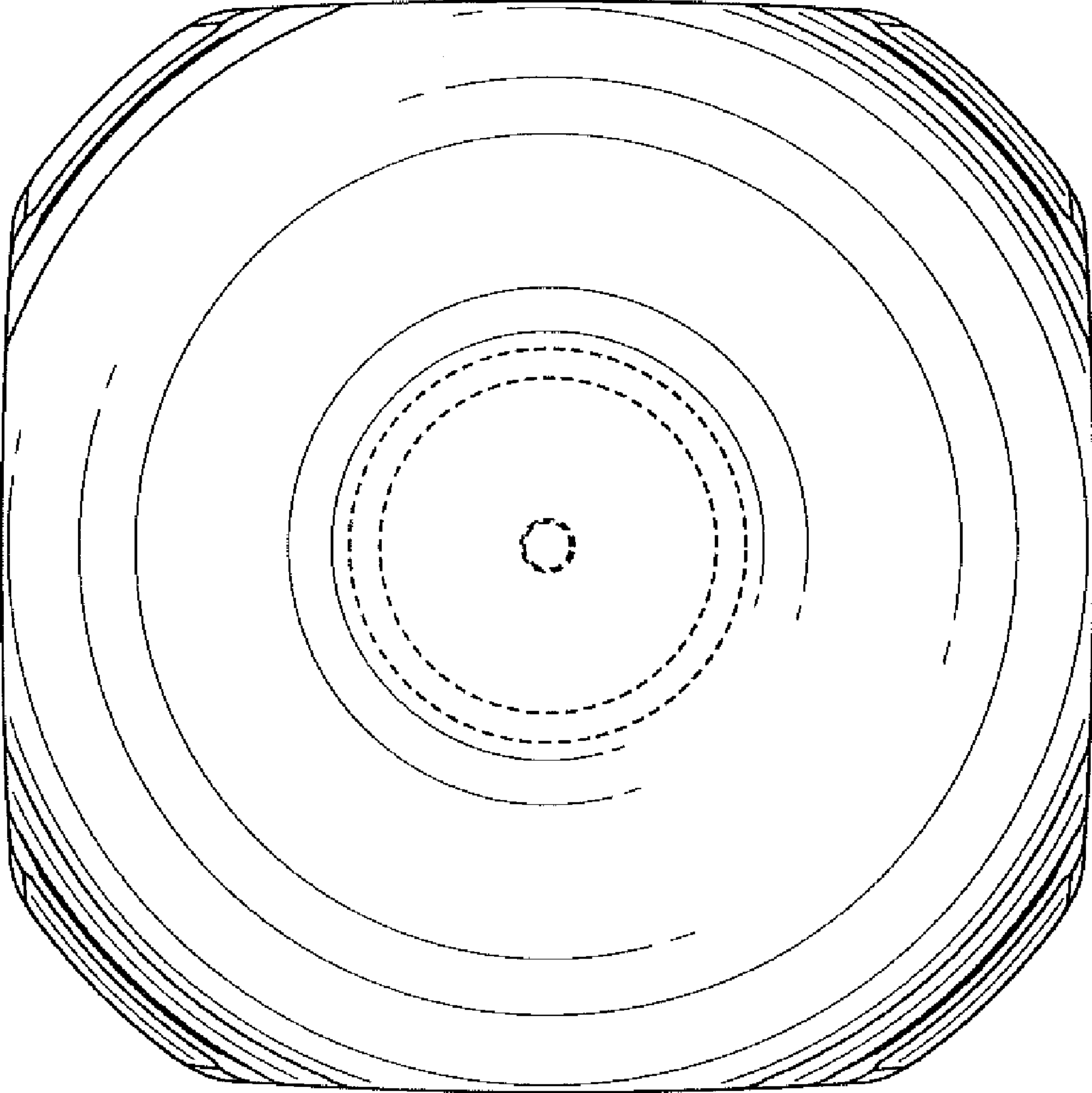


FIG. 7