



US00D619008S

(12) **United States Design Patent**
Handy et al.

(10) **Patent No.:** **US D619,008 S**
(45) **Date of Patent:** **** Jul. 6, 2010**

(54) **BOTTLE**

(75) Inventors: **Francis J. Handy**, Kentfield, CA (US);
Karim Rashid, New York, NY (US)

(73) Assignee: **Method Products, Inc.**, San Francisco,
CA (US)

(**) Term: **14 Years**

(21) Appl. No.: **29/350,556**

(22) Filed: **Nov. 18, 2009**

Related U.S. Application Data

(63) Continuation of application No. 29/342,951, filed on
Sep. 3, 2009.

(51) **LOC (9) Cl.** **09-01**

(52) **U.S. Cl.** **D9/522; D9/575**

(58) **Field of Classification Search** D9/682,
D9/685-687, 693-694, 516, 519, 522-523,
D9/529-530, 537-543, 549, 575; 215/381-384,
215/398, 12.2

See application file for complete search history.

(56) **References Cited**

U.S. PATENT DOCUMENTS

D240,592 S * 7/1976 Koenigsberg D9/523
D250,601 S 12/1978 Pick et al.
D259,094 S 5/1981 Weckman
D271,856 S 12/1983 Suhajda et al.
D288,528 S 3/1987 Parad
D305,262 S 12/1989 Nichols
D323,110 S 1/1992 Simms et al.
D389,411 S * 1/1998 Baron D9/523
D391,164 S * 2/1998 Baron D9/516 X
5,725,309 A * 3/1998 Robinson 215/382 X
D433,335 S * 11/2000 Zimmer et al. D9/523
D452,157 S * 12/2001 White et al. D9/549 X
D460,348 S * 7/2002 Crawford et al. D9/682
D470,416 S * 2/2003 Blair et al. D9/575 X
D482,571 S 11/2003 Leinenweber
D485,185 S * 1/2004 Versace D9/523
D486,066 S * 2/2004 Hannen et al. D9/575 X

D524,166 S * 7/2006 Walther et al. D9/682
D542,140 S * 5/2007 Garcia-Ruiz D9/529
D543,861 S * 6/2007 Garcia-Ruiz D9/543
D557,606 S 12/2007 Rashid
D561,031 S * 2/2008 Lin D9/522
D590,260 S * 4/2009 Prater et al. D9/523
D599,674 S * 9/2009 Lee et al. D9/575

(Continued)

FOREIGN PATENT DOCUMENTS

JP D1361641 5/2009

OTHER PUBLICATIONS

Japanese Office Action for Design Application No. 2009-027907
mailed Apr. 8, 2010.

Primary Examiner—Carol Rademaker

(74) *Attorney, Agent, or Firm*—Sterne, Kessler, Goldstein &
Fox P.L.L.C.

(57) **CLAIM**

The ornamental design for a bottle, as shown and described.

DESCRIPTION

FIG. 1 is a top, front, and right side perspective view of a
bottle showing our new design;

FIG. 2 is a left side elevational view thereof;

FIG. 3 is a front elevational view thereof, the rear elevational
view being a mirror image;

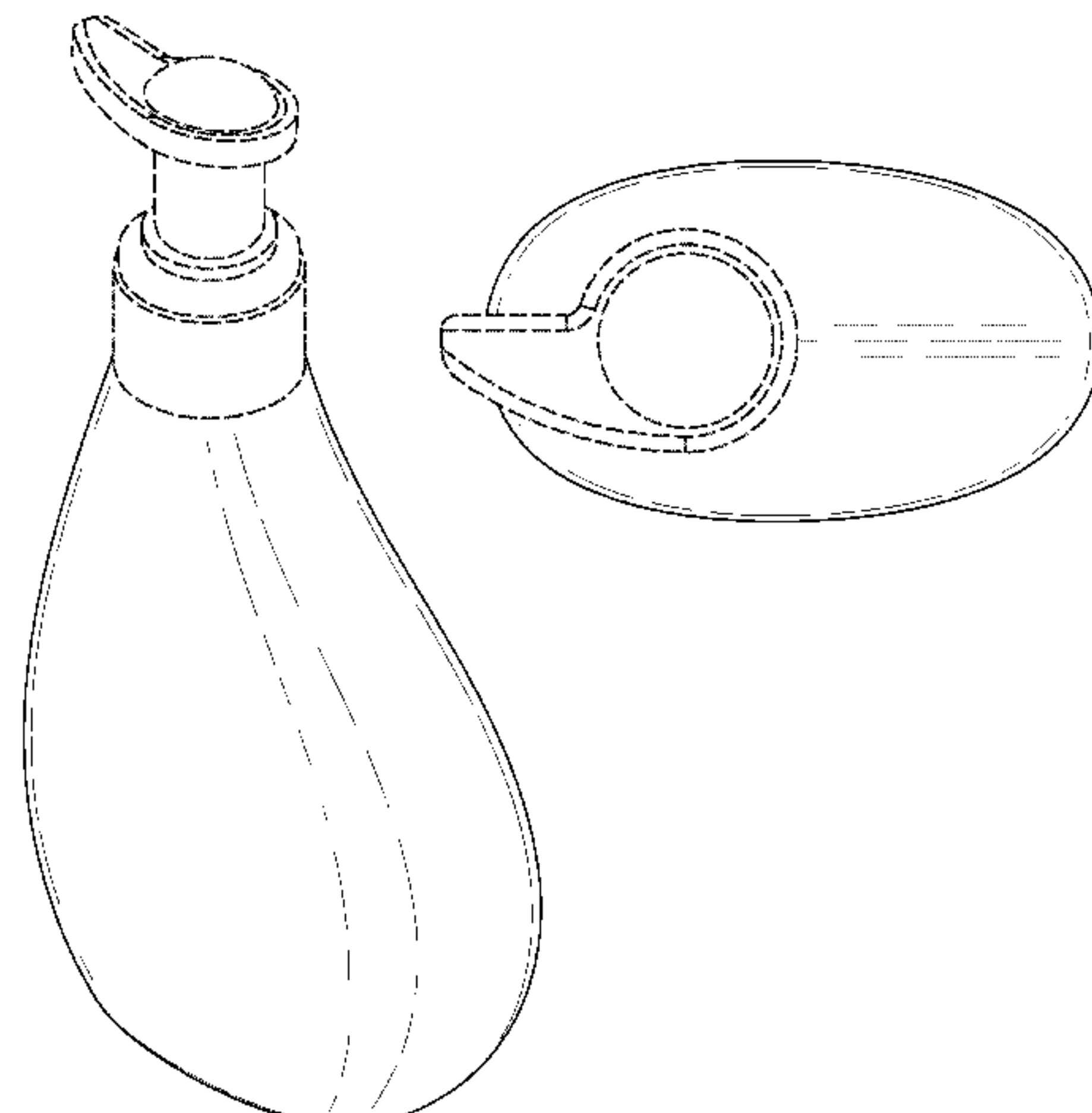
FIG. 4 is a right side elevational view thereof;

FIG. 5 is a top plan view thereof; and,

FIG. 6 is a bottom plan view thereof.

The broken lines shown in the drawings are included for the
purpose of showing environmental structure that forms no
part of the claimed design.

1 Claim, 5 Drawing Sheets



US D619,008 S

Page 2

U.S. PATENT DOCUMENTS

D601,026 S *	9/2009	Jost et al.	D9/522	D604,618 S *	11/2009	King	D9/522
D603,708 S	11/2009	Handy		7,665,638 B2 *	2/2010	Garcia-Ruiz et al. ...	215/12.2 X

* cited by examiner

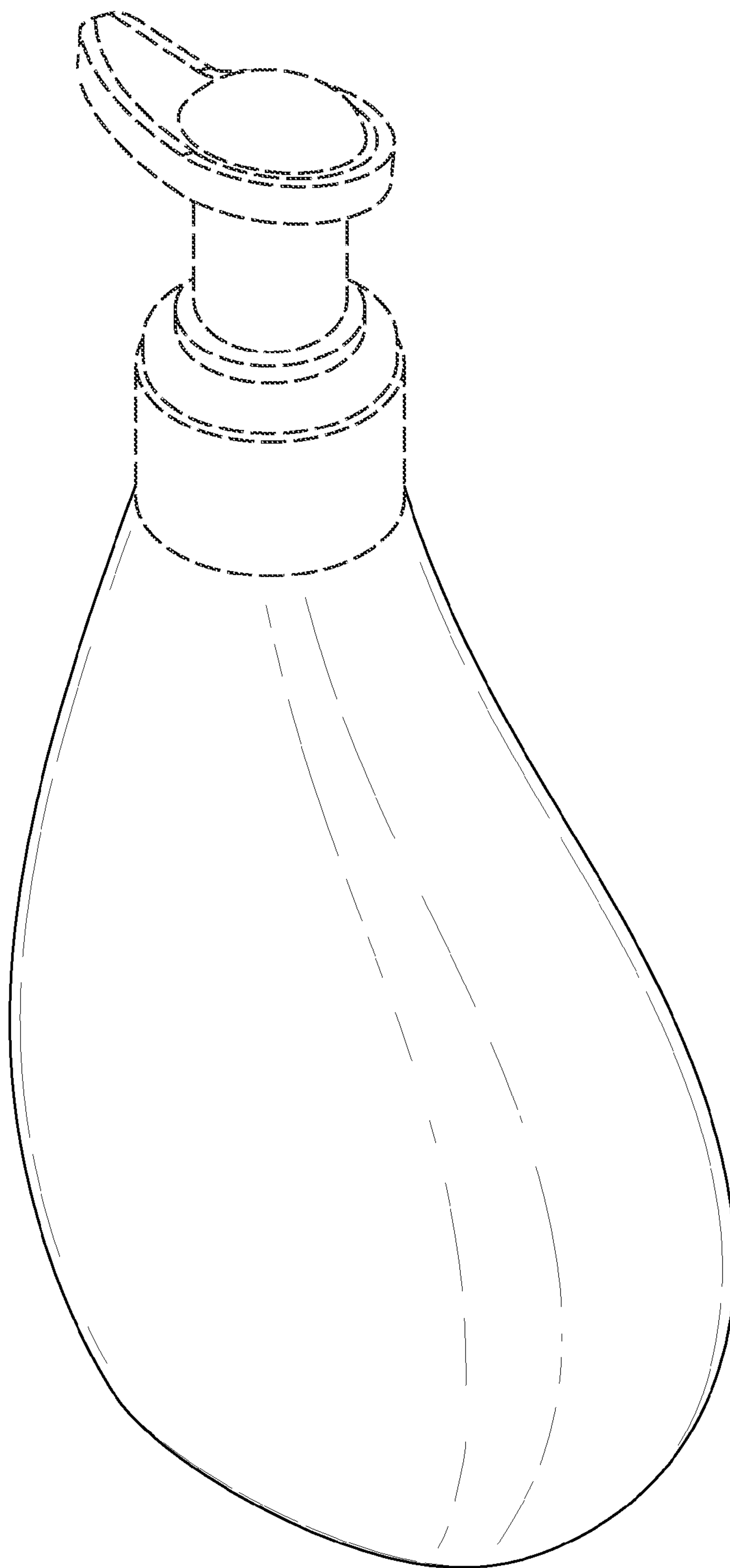


FIG. 1

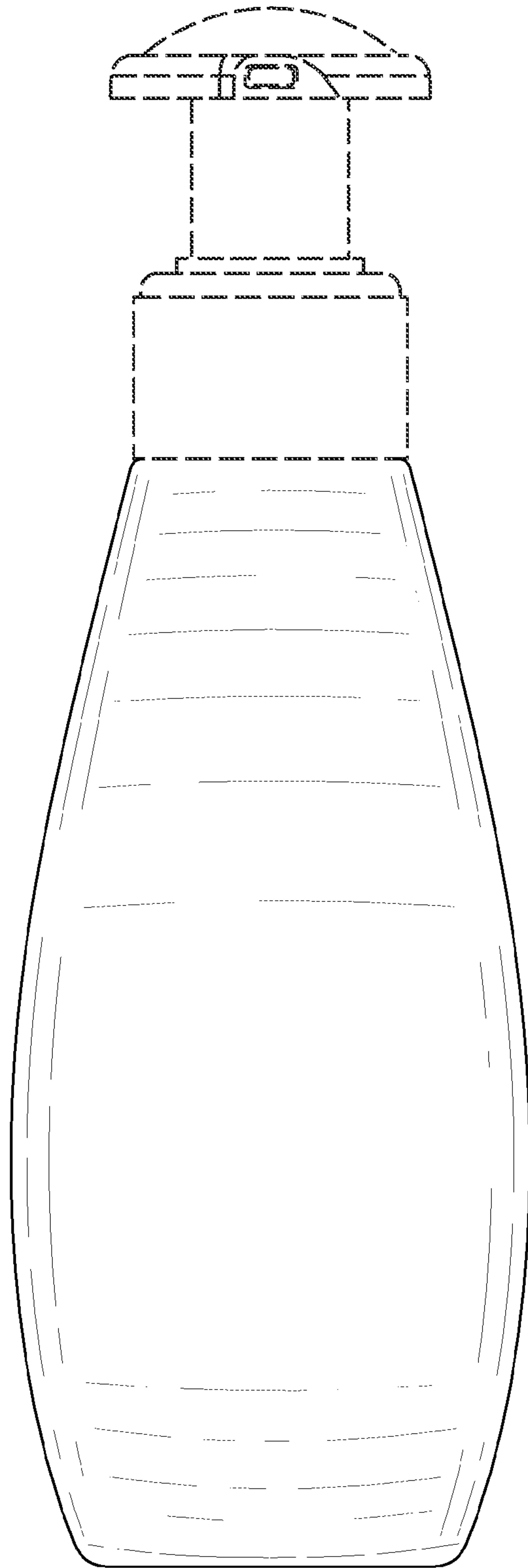


FIG. 2

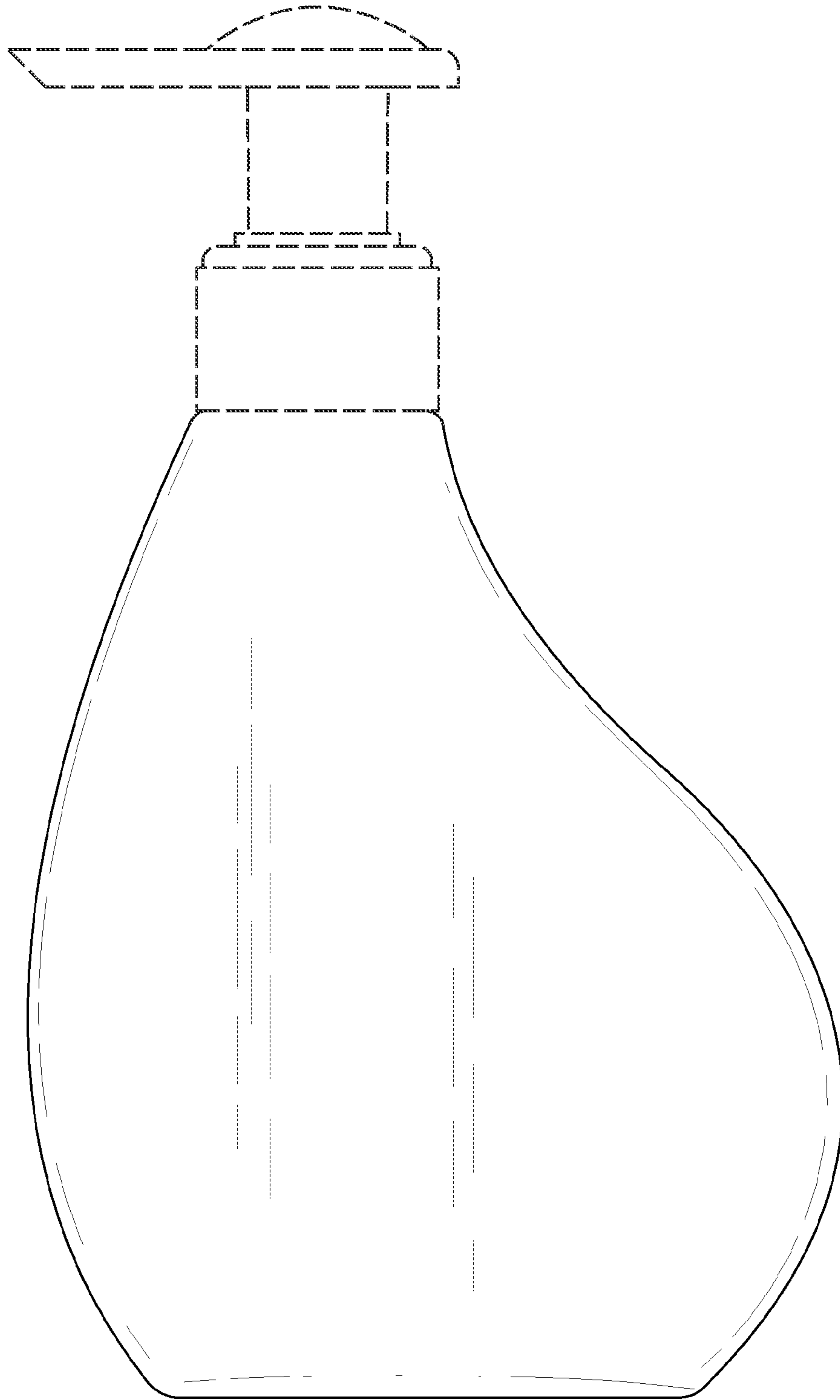


FIG. 3

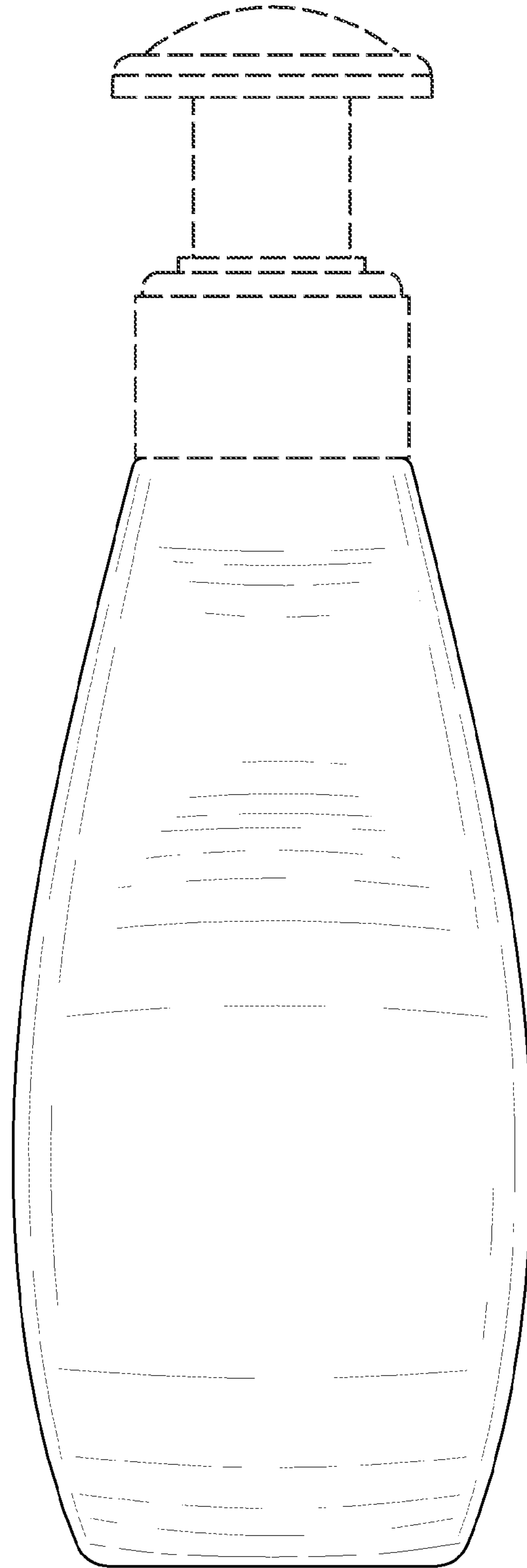


FIG. 4

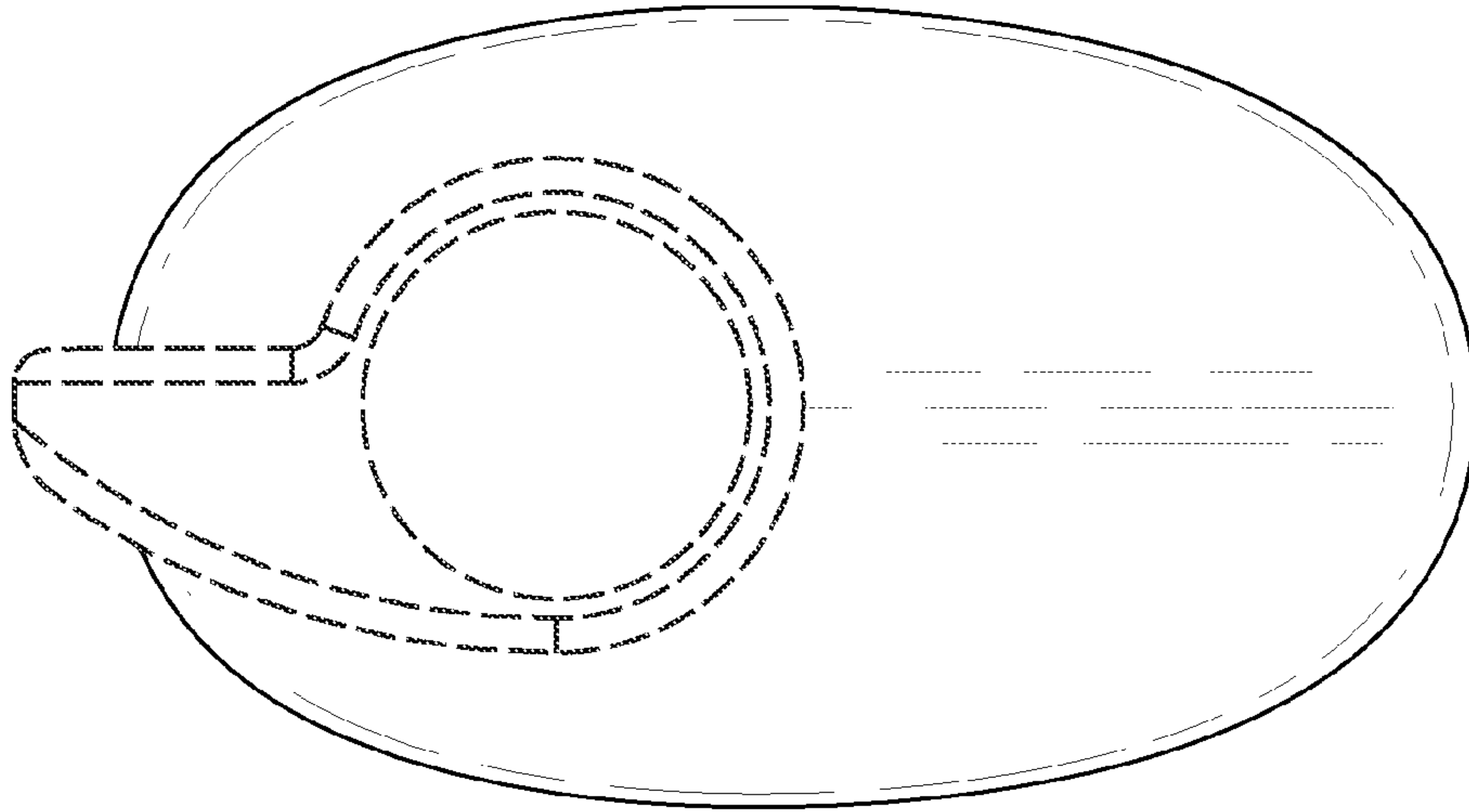


FIG. 5

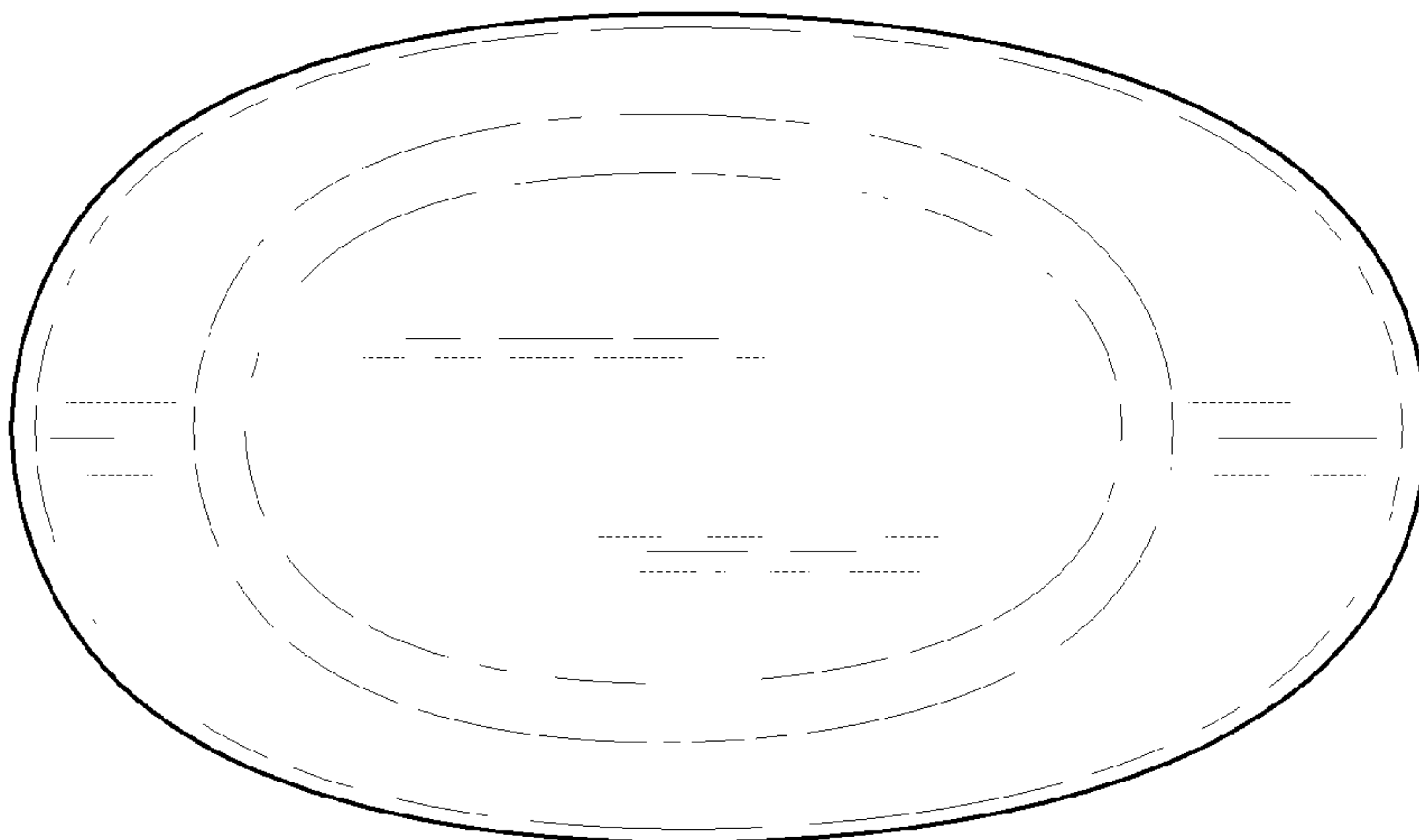


FIG. 6