



US00D619006S

(12) **United States Design Patent**
Veyssiere

(10) **Patent No.:** **US D619,006 S**
(45) **Date of Patent:** **** Jul. 6, 2010**

(54) **BOTTLE**

(75) Inventor: **Patrick Veyssiere**, Suresnes (FR)

(73) Assignee: **Martell & Company, S.A**, Cognac (FR)

(**) Term: **14 Years**

(21) Appl. No.: **29/330,556**

(22) Filed: **Jan. 9, 2009**

(30) **Foreign Application Priority Data**

Jul. 18, 2008 (EM) 000972807

(51) **LOC (9) Cl.** **09-01**

(52) **U.S. Cl.** **D9/519; D9/520; D9/542;**
D9/544; D9/571; D9/573

(58) **Field of Classification Search** D9/516,
D9/519-20, 537-546, 564-56, 571-575;
215/381-385, 396, 398

See application file for complete search history.

(56) **References Cited**

U.S. PATENT DOCUMENTS

- 1,104,607 A * 7/1914 Berger 239/327
- D54,053 S * 11/1919 Bruns D9/520 X
- D94,814 S * 3/1935 Dunne D9/764
- D143,656 S * 1/1946 Dunne D9/544
- 3,325,031 A * 6/1967 Singier 215/381 X
- D227,866 S * 7/1973 Stanley et al. D9/571 X
- D247,281 S * 2/1978 Grodin D9/544 X
- D325,700 S * 4/1992 Fromanger et al. D9/564
- D332,572 S * 1/1993 Dinand D9/520
- D352,891 S * 11/1994 Lalique D9/544 X
- D391,163 S * 2/1998 Hanna D9/519
- D443,505 S * 6/2001 Finocchiaro et al. D9/696
- D456,267 S * 4/2002 Borri D9/574 X

- D459,209 S * 6/2002 Yamamoto D9/687
- D481,634 S * 11/2003 Legros D9/516
- D504,068 S * 4/2005 Thuillier et al. D9/520
- D526,903 S * 8/2006 Duranthon D9/565
- D562,690 S * 2/2008 Mansau et al. D9/546 X
- D585,749 S * 2/2009 Snyder D9/573 X
- D593,864 S * 6/2009 Snyder D9/574 X

FOREIGN PATENT DOCUMENTS

- EM 001186548-0001 * 12/2009
- JP 845885 8/1992

* cited by examiner

Primary Examiner—Carol Rademaker

(74) *Attorney, Agent, or Firm*—Ladas & Parry LLP

(57) **CLAIM**

The ornamental design for a bottle, as shown and described.

DESCRIPTION

FIG. 1 is a front right side perspective view of a bottle having the design;

FIG. 2 is a front elevation view thereof, the rear elevation view being a mirror image thereof;

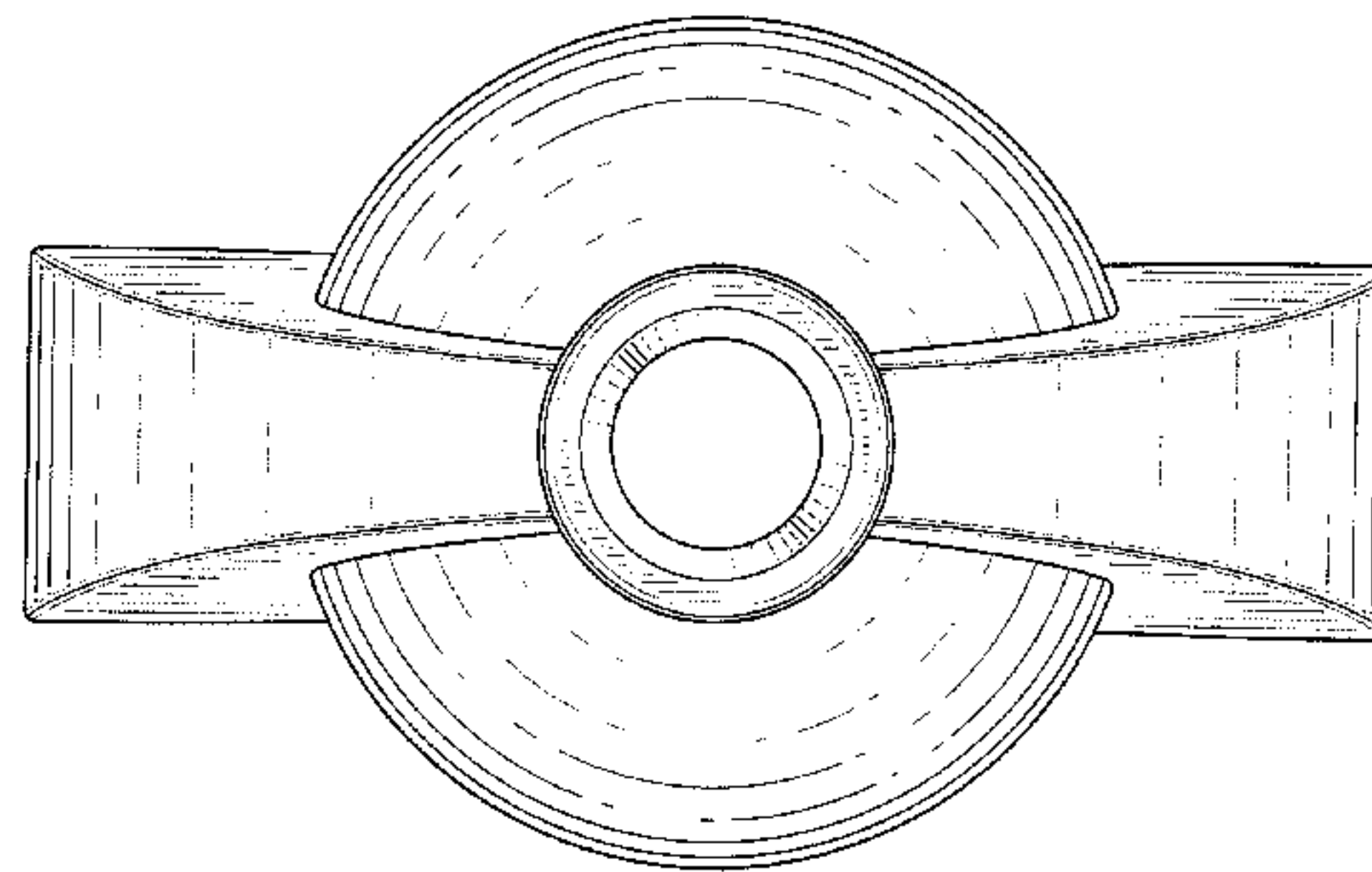
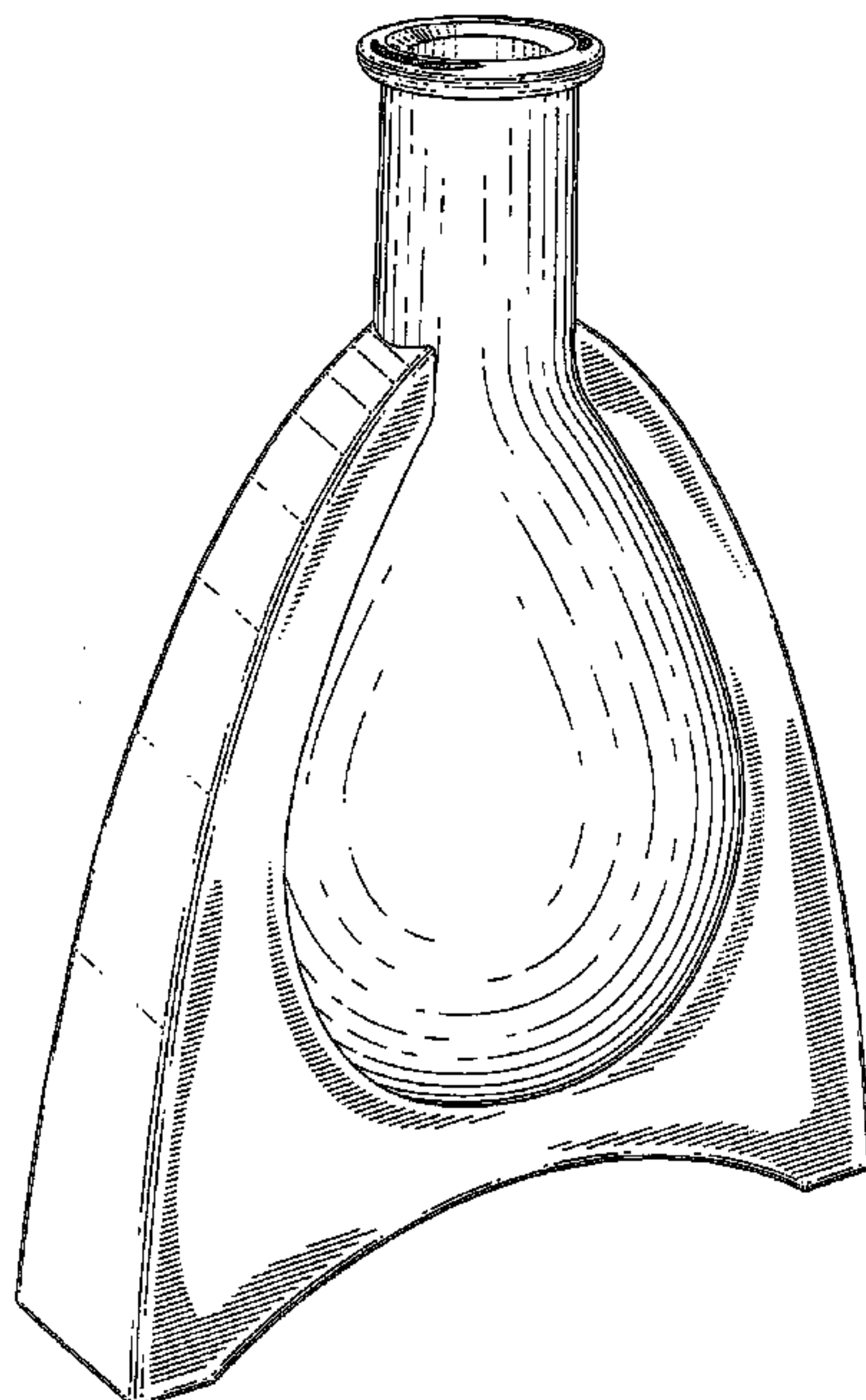
FIG. 3 is a right side elevation view thereof, the left side elevation view being a mirror image thereof;

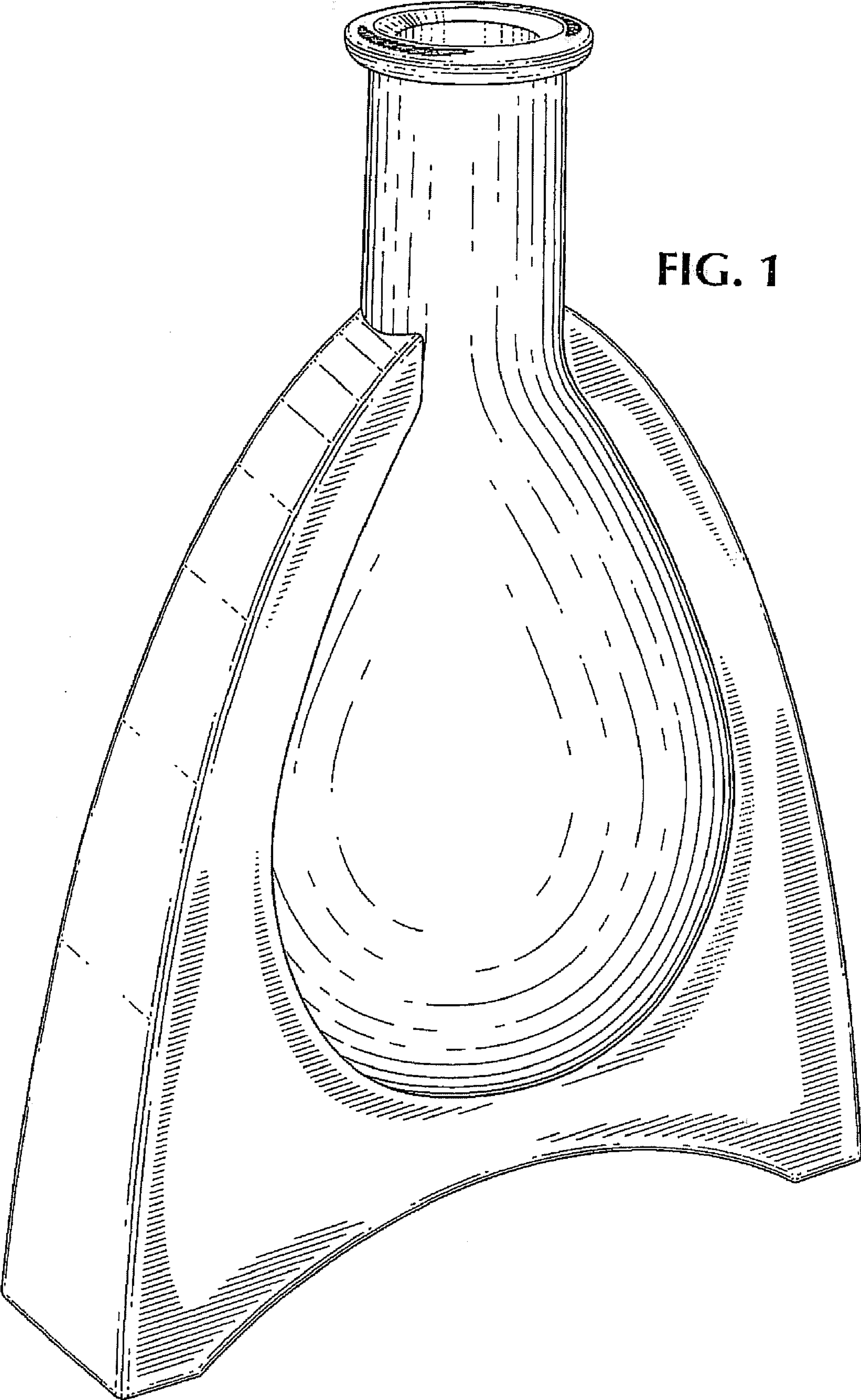
FIG. 4 is a top plan view thereof, the inside bottom surface seen through the circular pour spout opening forming no part of the claimed design; and,

FIG. 5 is a bottom plan view thereof.

The broken line showing in the drawings of a bottle cap is included for the purpose of illustrating environmental structure and forms no part of the claimed design.

1 Claim, 5 Drawing Sheets





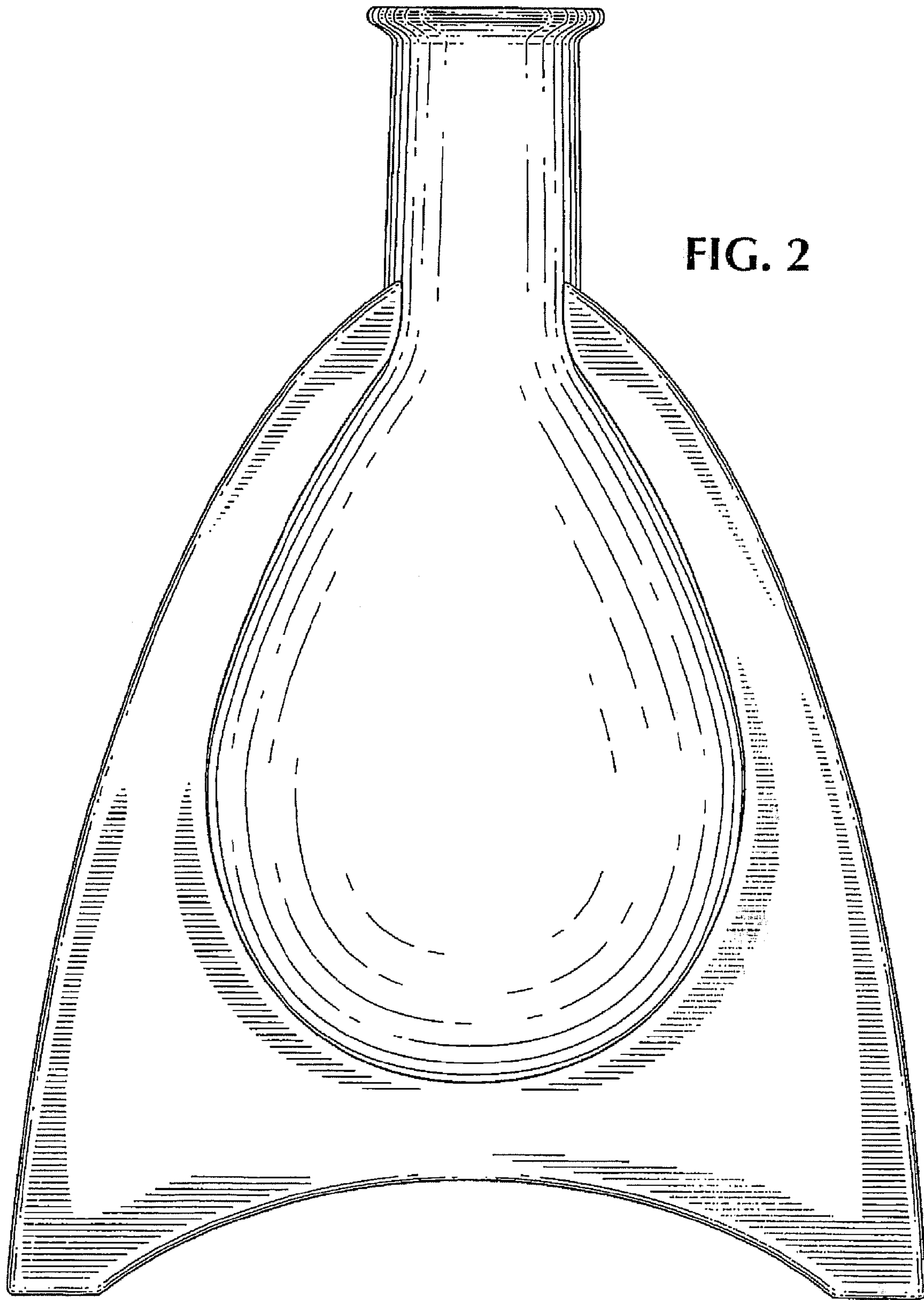


FIG. 2

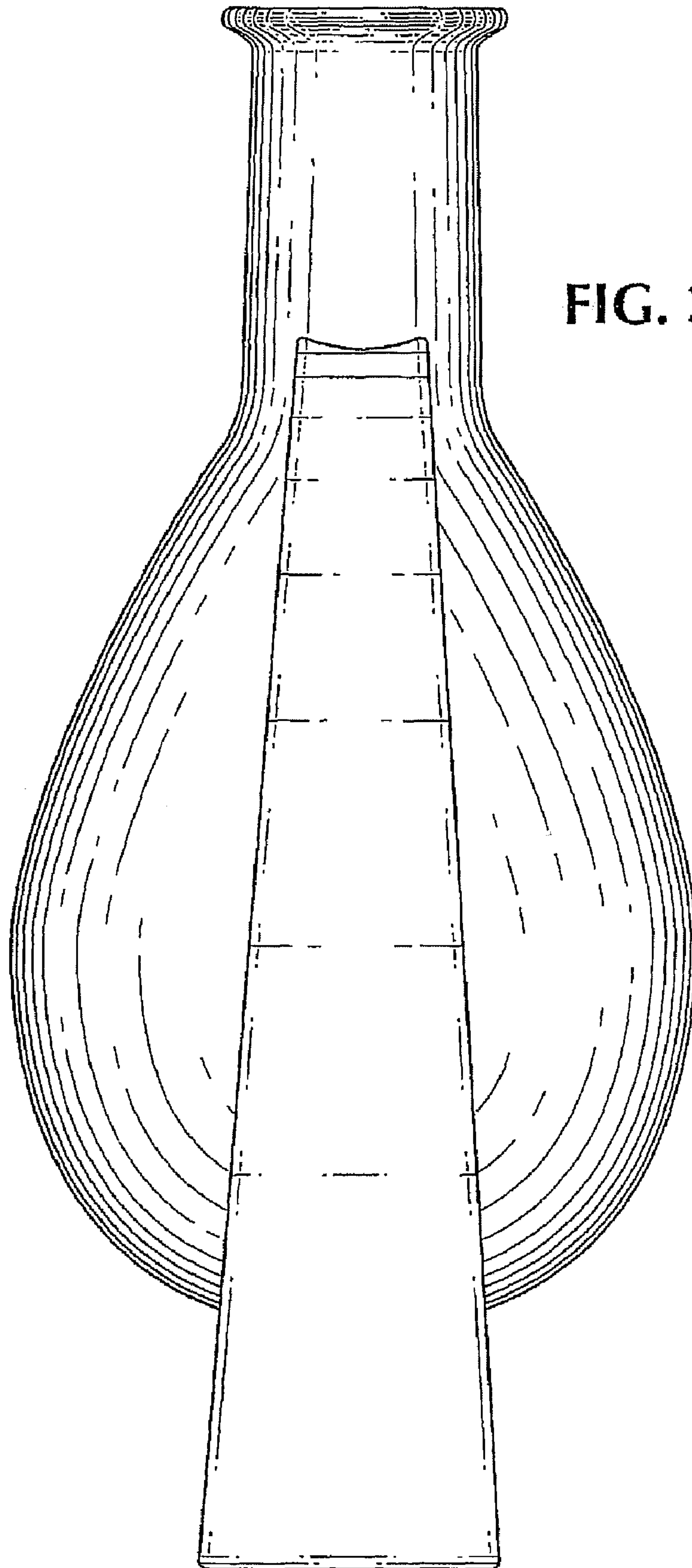


FIG. 3

FIG. 4

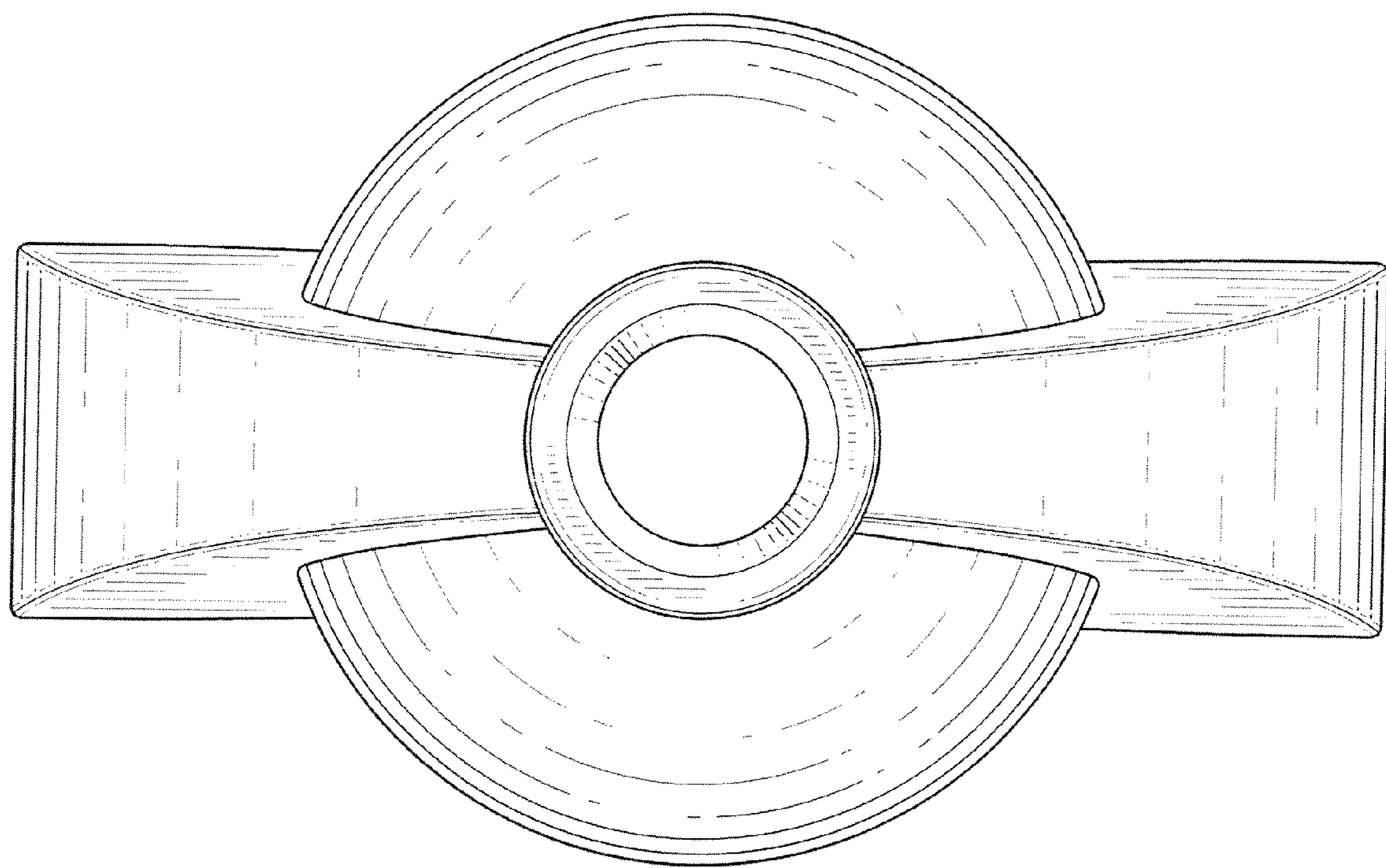


FIG. 5

