



US00D618986S

(12) **United States Design Patent**
Lambert et al.

(10) **Patent No.:** **US D618,986 S**
(45) **Date of Patent:** **** Jul. 6, 2010**

(54) **HANGER**

(76) Inventors: **Michael E. Lambert**, 3875 NE. 64th St., Altoona, IA (US) 50009; **Vance M. Lambert**, 101 Gillespie Dr., Apt. # 10308, Franklin, TN (US) 37067

(**) Term: **14 Years**

(21) Appl. No.: **29/316,827**

(22) Filed: **Nov. 6, 2009**

(51) **LOC (9) Cl.** **08-05**

(52) **U.S. Cl.** **D8/372**

(58) **Field of Classification Search** D8/372;
211/20, 113, 106.01; 248/340

See application file for complete search history.

(56) **References Cited**

U.S. PATENT DOCUMENTS

1,771,244	A *	7/1930	Bowen	248/300
2,213,747	A *	9/1940	Solt	248/300
4,084,778	A	4/1978	Dominguez		
4,345,732	A	8/1982	Gallegos		
5,346,168	A	9/1994	Astrella		
D390,250	S *	2/1998	McGuire	D17/14

6,231,018	B1	5/2001	Barbieri		
D561,817	S *	2/2008	D'Ambrosio et al.	D17/18
D566,166	S *	4/2008	DeMars	D17/18

* cited by examiner

Primary Examiner—Holly H Baynham
(74) *Attorney, Agent, or Firm*—Paul R. Martin


(57) **CLAIM**

The ornamental design for a hanger, as shown and described.

DESCRIPTION

FIG. 1 is a perspective view of the hanger of this invention. FIG. 2 is a plan view of the top of the hanger shown in FIG. 1. FIG. 3 is a side view from the left side of the guitar hanger shown in FIG. 2. FIG. 4 is a left end view of the hanger shown in FIG. 2. FIG. 5 is a bottom view of the hanger shown in FIG. 1. FIG. 6 is a side view from the right side of the hanger shown in FIG. 2; and, FIG. 7 is a right end view of the hanger shown in FIG. 2.

1 Claim, 3 Drawing Sheets






FIG. 1

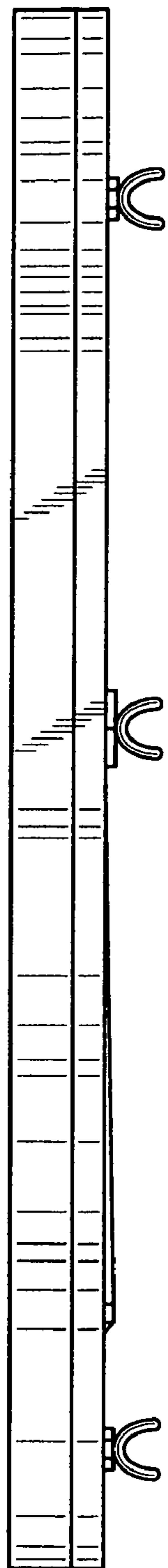


FIG. 3

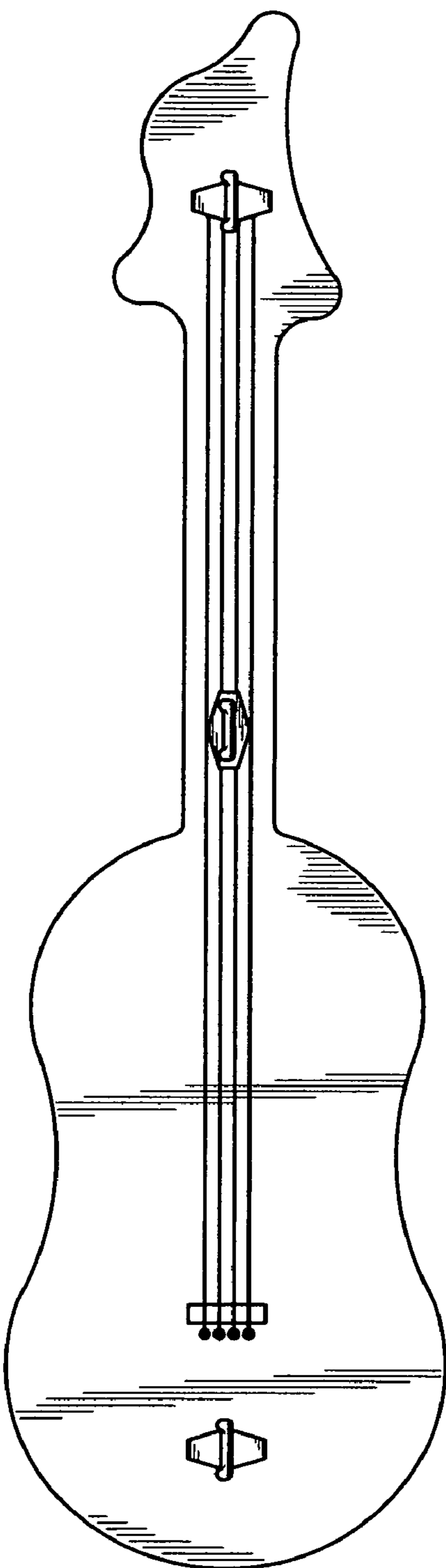


FIG. 2

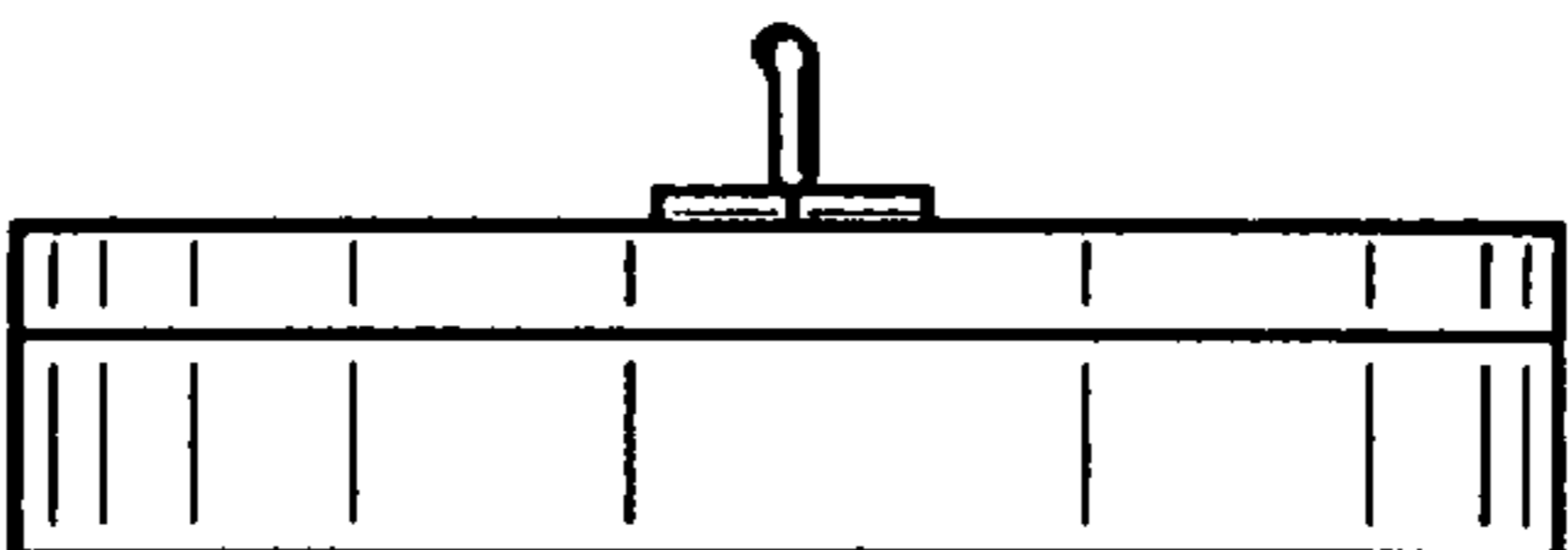


FIG. 4

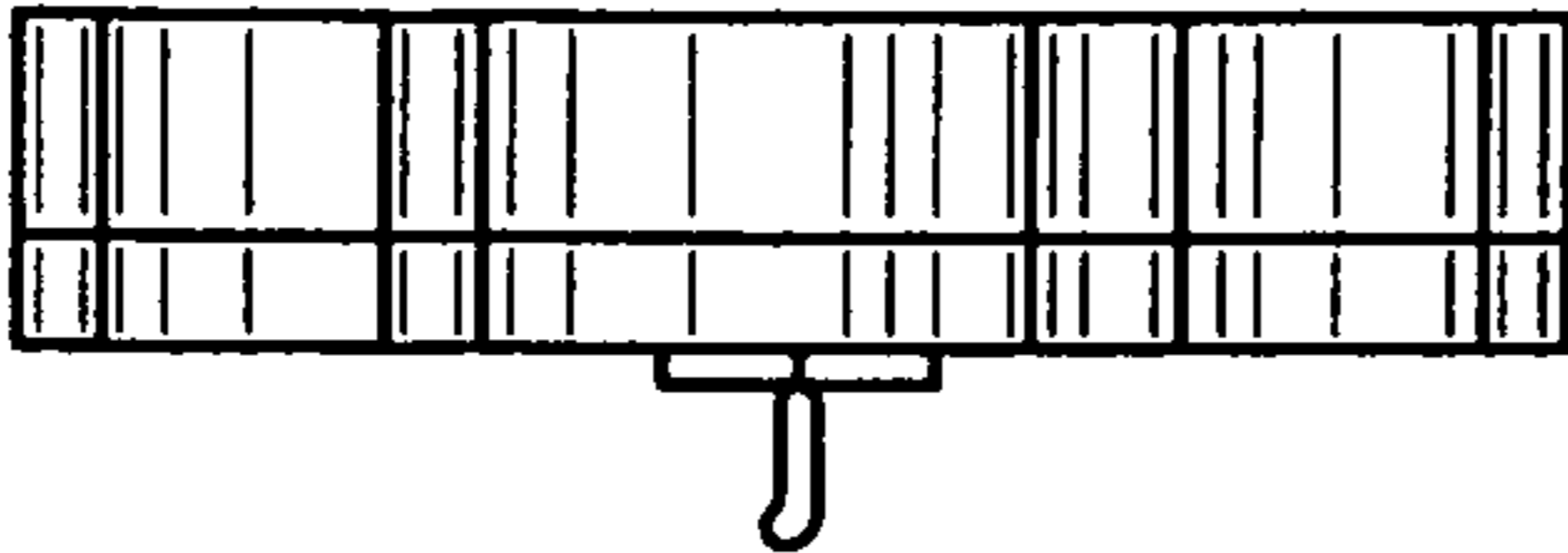


FIG. 7

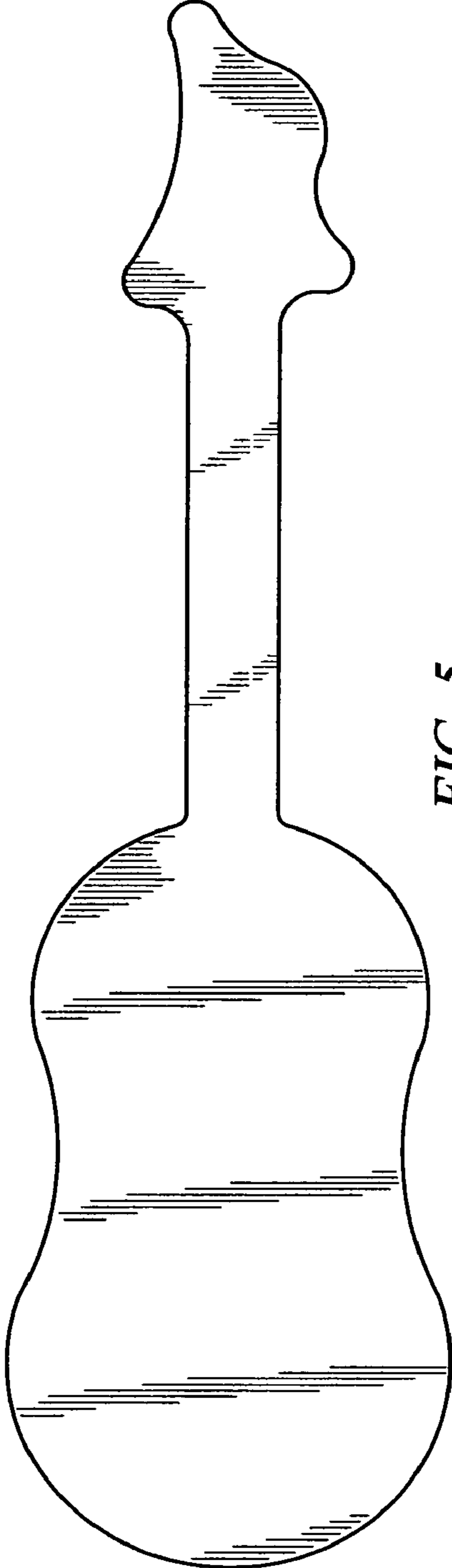


FIG. 5

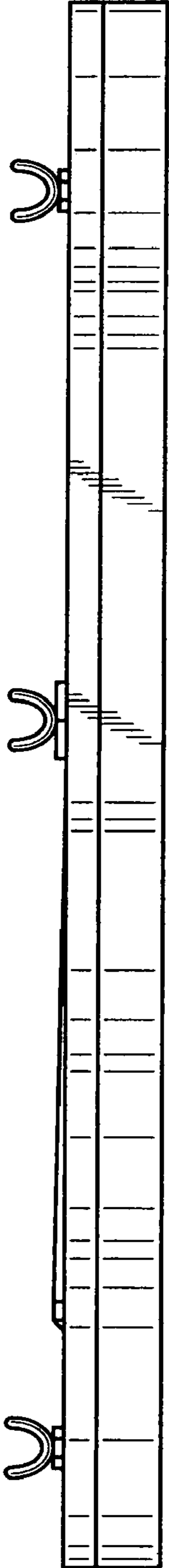


FIG. 6