



US00D618977S

(12) **United States Design Patent**
Ruhland

(10) **Patent No.:** **US D618,977 S**

(45) **Date of Patent:** **** Jul. 6, 2010**

(54) **BREACHING TOOL**

(76) Inventor: **Andrew S. Ruhland**, 26 Mockingbird
La., Spring Lake, NC (US) 28390

(**) Term: **14 Years**

(21) Appl. No.: **29/344,794**

(22) Filed: **Oct. 5, 2009**

(51) **LOC (9) Cl.** **08-02**

(52) **U.S. Cl.** **D8/77**

(58) **Field of Classification Search** D8/75-81;
81/20, 22-24, 26

See application file for complete search history.

(56) **References Cited**

U.S. PATENT DOCUMENTS

D161,034	S	*	11/1950	Marhinsen	D8/77
D285,284	S	*	8/1986	Blomqvist	D8/77
4,683,784	A	*	8/1987	Lamont	81/22
5,248,002	A	*	9/1993	Williams	173/1
D339,972	S	*	10/1993	Forman	D8/77
D350,889	S	*	9/1994	Frierman	D8/78
D362,880	S	*	10/1995	Blezek	D21/681
D376,088	S	*	12/1996	Spirer	D8/77
5,758,552	A	*	6/1998	Myers et al.	81/20
D476,874	S	*	7/2003	Kim	D8/81
D477,517	S	*	7/2003	Siemers	D8/78
6,691,372	B2		2/2004	Ruhland		
D490,679	S	*	6/2004	Hung	D8/77
D519,814	S	*	5/2006	Hung	D8/78
D521,842	S	*	5/2006	Hung	D8/78
D530,582	S	*	10/2006	Sleiman	D8/77

D532,272	S	*	11/2006	Chen	D8/78
D539,344	S	*	3/2007	Mork	D19/42
D574,690	S	*	8/2008	Chen	D8/78

OTHER PUBLICATIONS

Double-Tap Breaching Tools. Downloaded Mar. 28, 2010 at <http://www.breachingtools.com/Breaching%20Tools.html>.*

* cited by examiner

Primary Examiner—Adir Aronovich

Assistant Examiner—Roselynn Cody

(74) *Attorney, Agent, or Firm*—Coats and Bennett PLLC

(57) **CLAIM**

The ornamental design for a breaching tool, as shown and described.

DESCRIPTION

FIG. 1 is a perspective view of an embodiment of a breaching tool in accordance with the present invention.

FIG. 2 is a front view of the embodiment of FIG. 1.

FIG. 3 is a back view of the embodiment of FIG. 1.

FIG. 4 is a left view of the embodiment of FIG. 1.

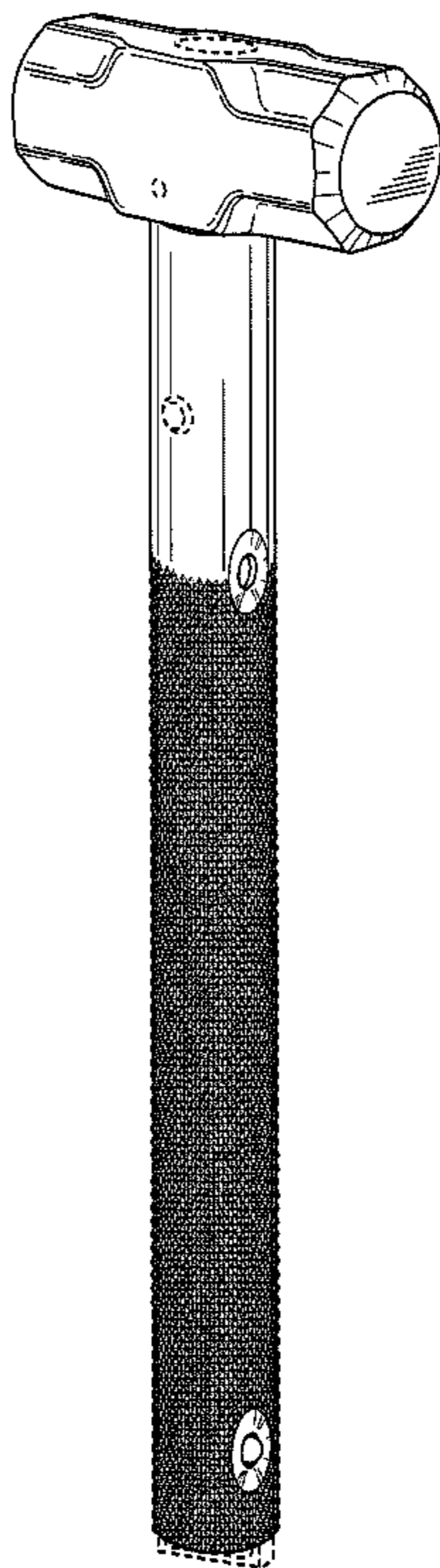
FIG. 5 is a right view of the embodiment of FIG. 1.

FIG. 6 is a top view of the embodiment of FIG. 1; and,

FIG. 7 is a bottom view of the embodiment of FIG. 1.

The broken lines in the drawings depict aspects of the design that are included for illustrative purposes only and form no part of the claim.

1 Claim, 4 Drawing Sheets



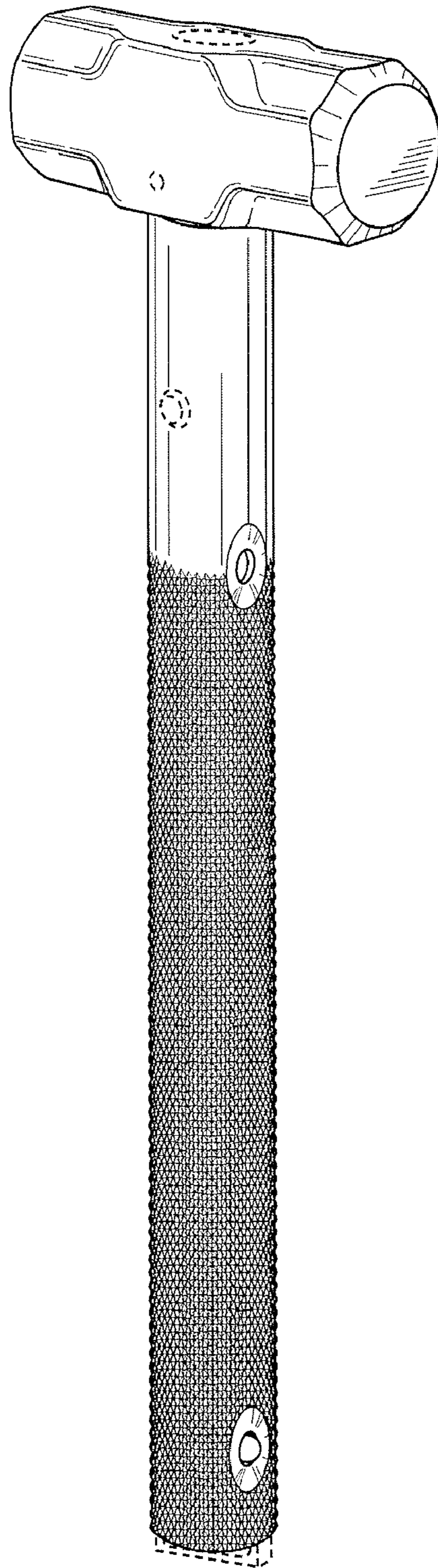


FIG. 1

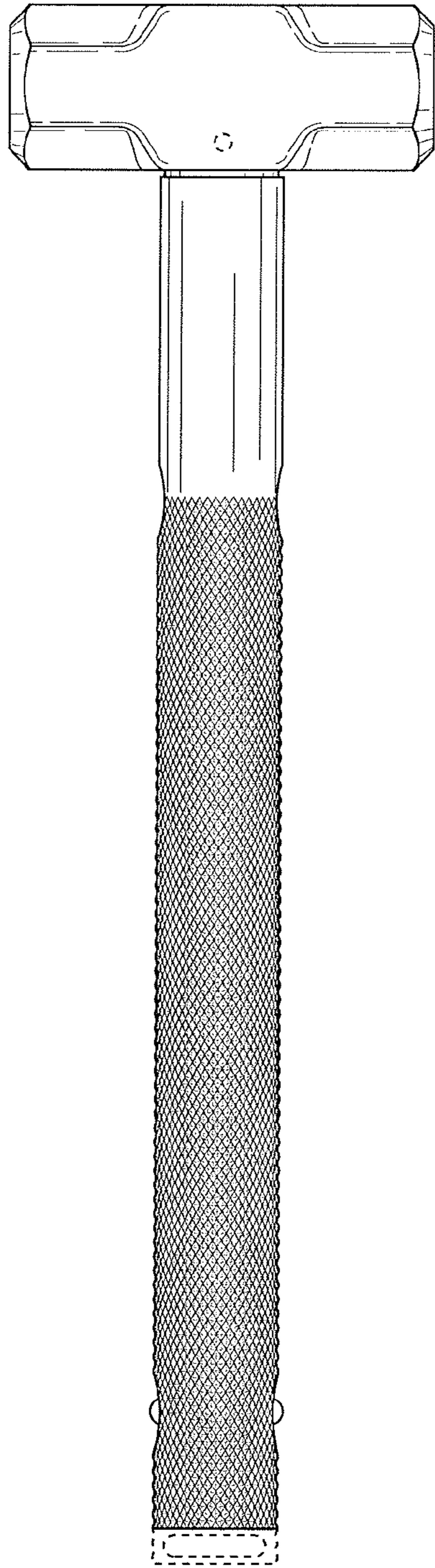


FIG. 2

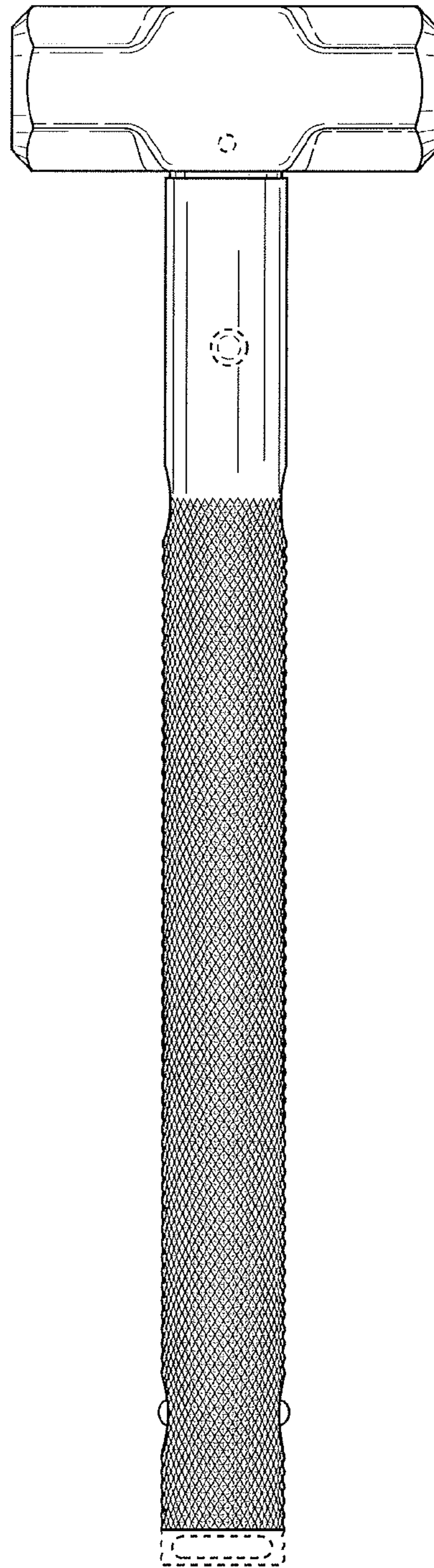


FIG. 3




FIG. 4




FIG. 5

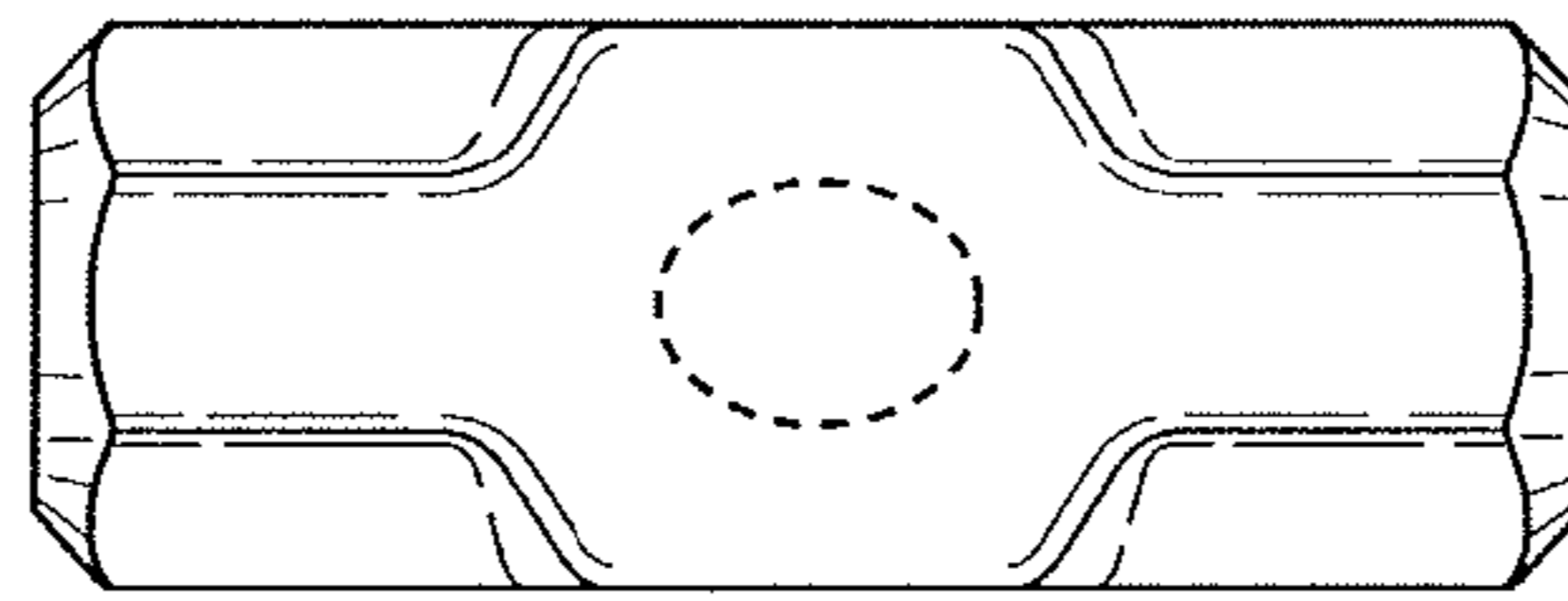


FIG. 6

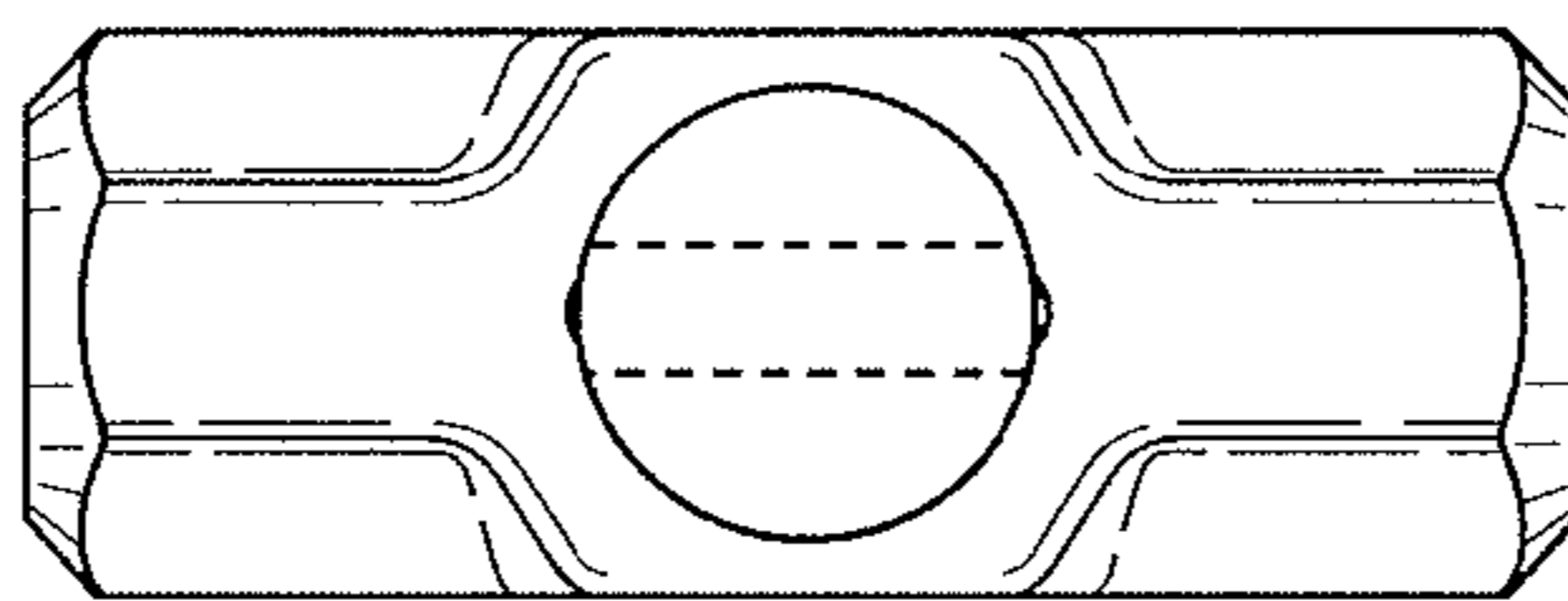


FIG. 7