



US00D618966S

(12) **United States Design Patent**
Koehler et al.

(10) **Patent No.:** **US D618,966 S**
(45) **Date of Patent:** **** Jul. 6, 2010**

(54) **SOFT-SIDED INSULATED CONTAINER**

(75) Inventors: **Sarah Koehler**, Wichita, KS (US);
Ashleigh Perry, Wichita, KS (US)

(73) Assignee: **The Coleman Company, Inc.**, Wichita,
KS (US)

(**) Term: **14 Years**

(21) Appl. No.: **29/345,381**

(22) Filed: **Oct. 15, 2009**

(51) **LOC (9) Cl.** **07-01**

(52) **U.S. Cl.** **D7/607; D7/710**

(58) **Field of Classification Search** D7/603–608,
D7/709, 710; D3/201, 202, 229, 232, 233,
D3/276, 272, 273, 283–287, 289; 62/457.1–457.9,
62/371, 372; 383/110, 113, 93, 109; 150/100,
150/103–105, 107, 110, 114, 118, 119; 190/100,
190/103–106, 109, 115; 220/592.01, 915.1,
220/915.2

See application file for complete search history.

(56) **References Cited**

U.S. PATENT DOCUMENTS

D244,723 S *	6/1977	Rabinowitz	D3/289
D280,864 S *	10/1985	Allen	D3/283
D343,992 S	2/1994	Melk		
D382,772 S *	8/1997	Mogil	D7/607
D389,021 S	1/1998	Rausch		
D406,013 S *	2/1999	Yousko et al.	D7/607
D406,728 S *	3/1999	Freese et al.	D7/605
D412,267 S *	7/1999	Anderson	D7/605

D419,830 S	2/2000	Birutis et al.	
D420,257 S	2/2000	Birutis et al.	
D422,181 S	4/2000	Birutis et al.	
D433,885 S *	11/2000	Daw D7/709
D434,282 S	11/2000	Daw	
D434,954 S	12/2000	Daw et al.	
D457,314 S *	5/2002	Stephens et al. D3/289
D516,870 S	3/2006	Martinez et al.	
2005/0045521 A1	3/2005	Johnson et al.	
2008/0245096 A1	10/2008	Hanson et al.	

* cited by examiner

Primary Examiner—Terry A Wallace

(74) *Attorney, Agent, or Firm*—Kelly S. Elsea

(57) **CLAIM**

The ornamental design for a soft-sided insulated container, as shown and described.

DESCRIPTION

FIG. 1 is a front side perspective view of our soft-sided insulated container;

FIG. 2 is a front elevation view thereof;

FIG. 3 is a rear elevation view thereof;

FIG. 4 is a left side elevation view thereof;

FIG. 5 is a right side elevation view thereof;

FIG. 6 is a top plan view thereof; and,

FIG. 7 is a bottom plan view thereof.

The broken lines represent portions of the design that form no part of the claim.

1 Claim, 3 Drawing Sheets

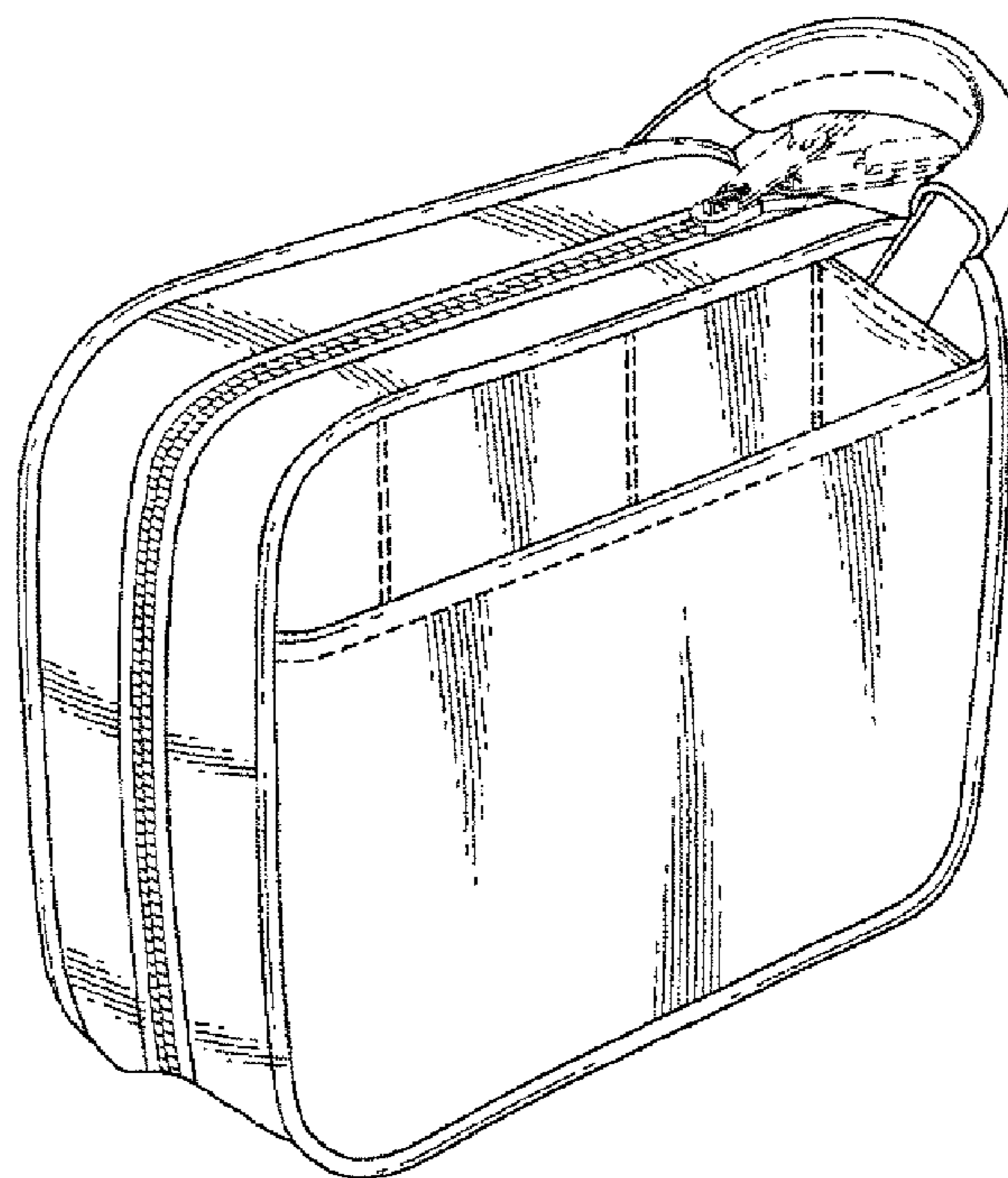


FIG. 1

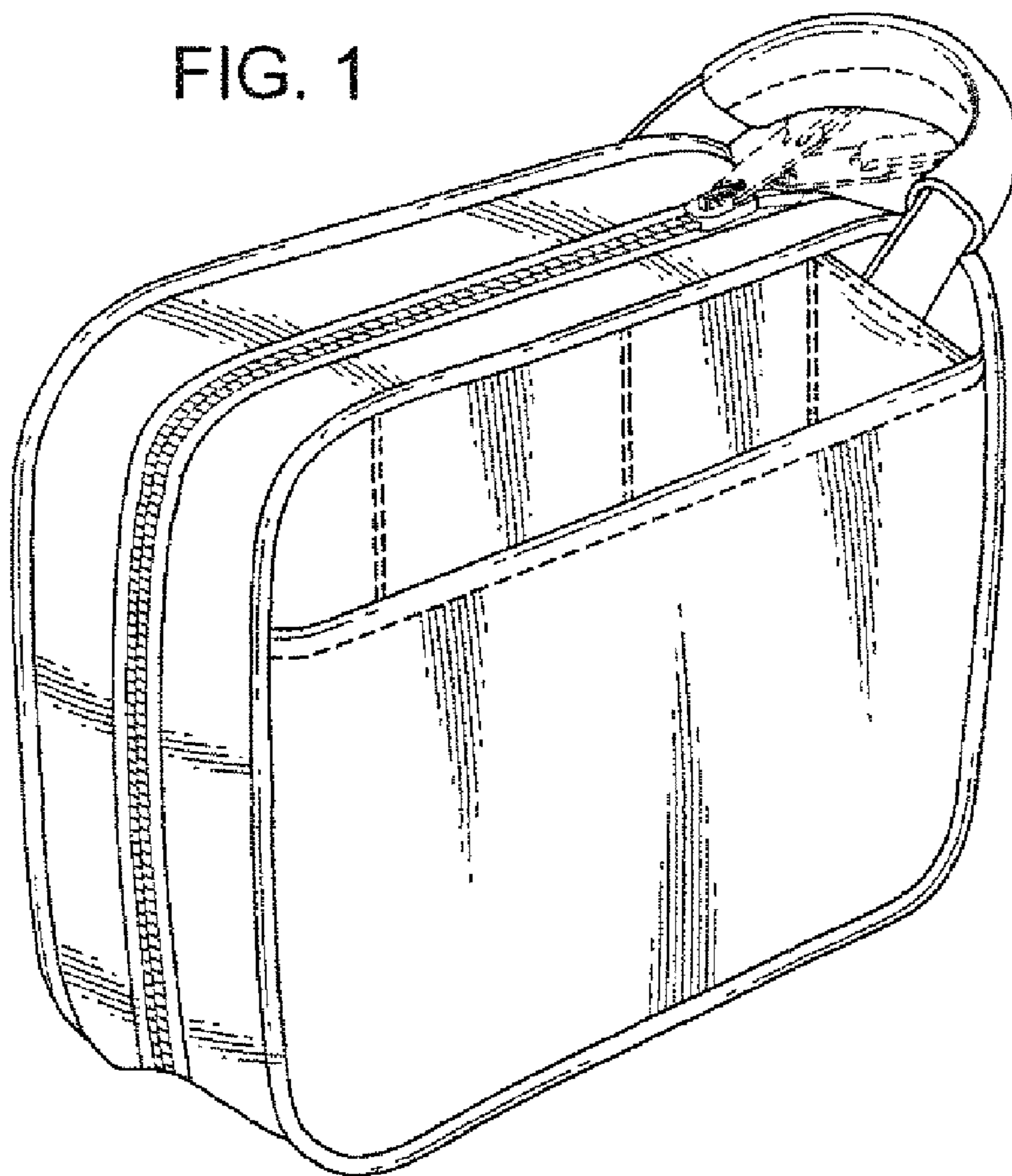


FIG. 2

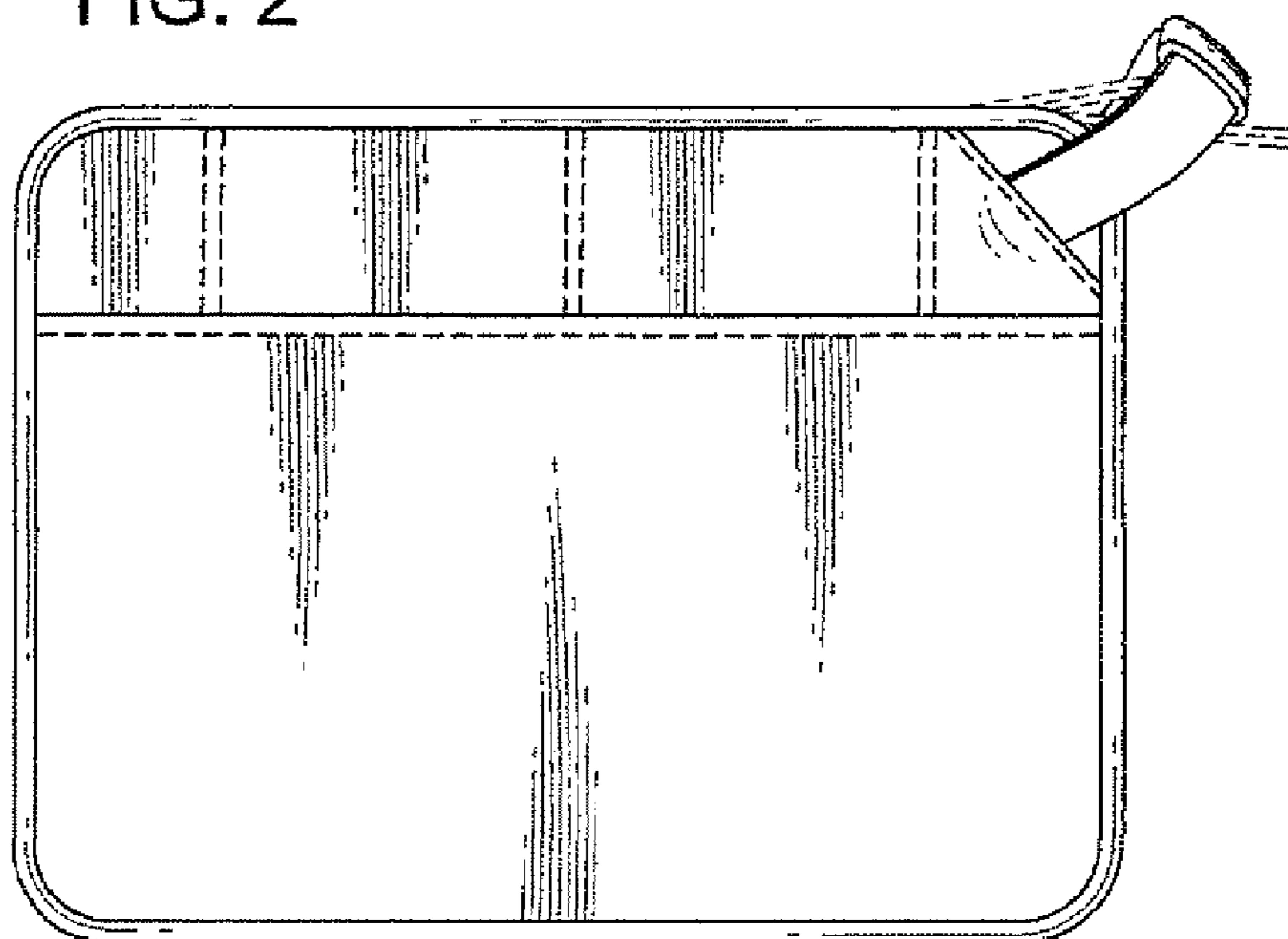


FIG. 3

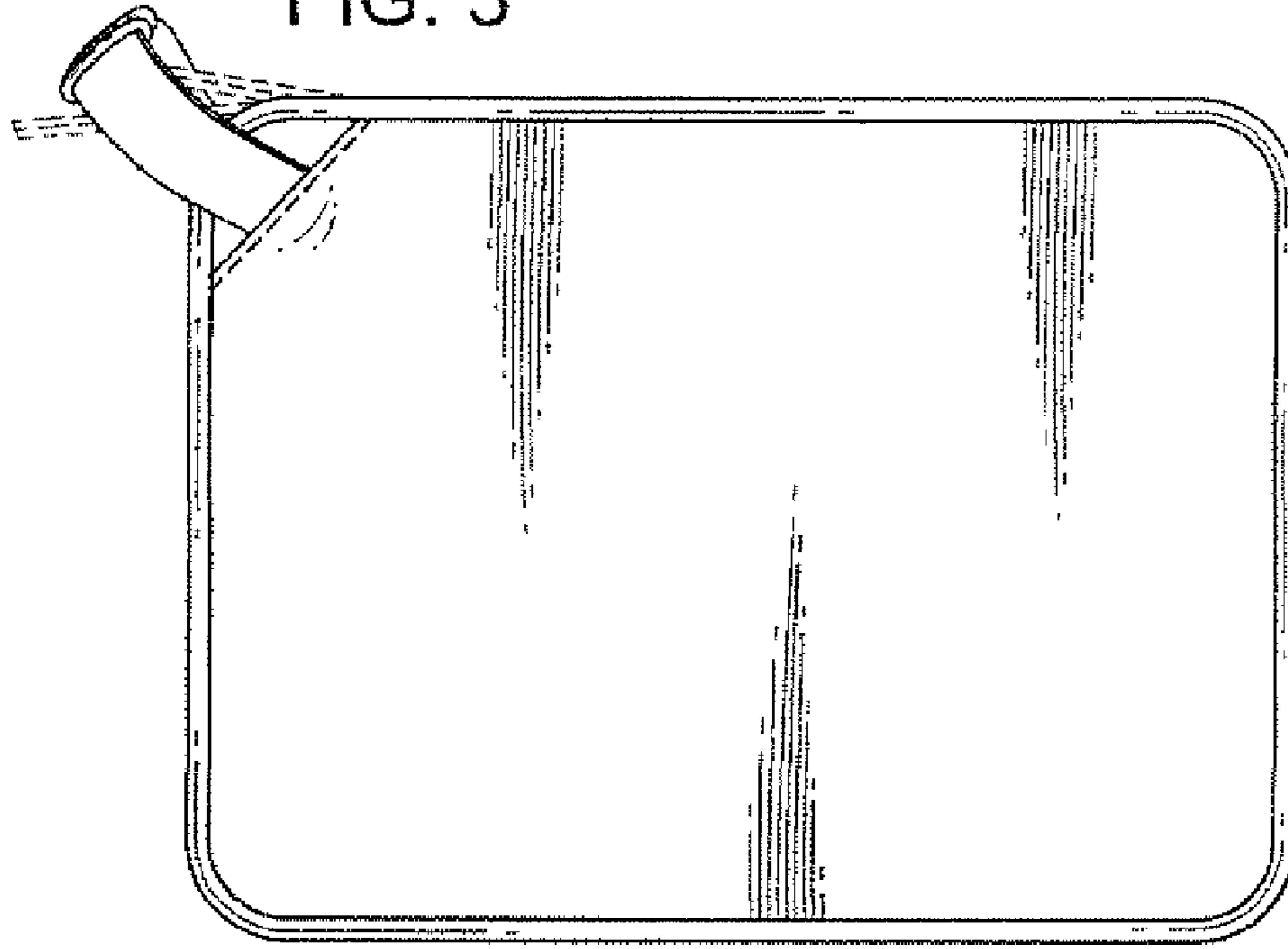


FIG. 4




FIG. 5




FIG. 6

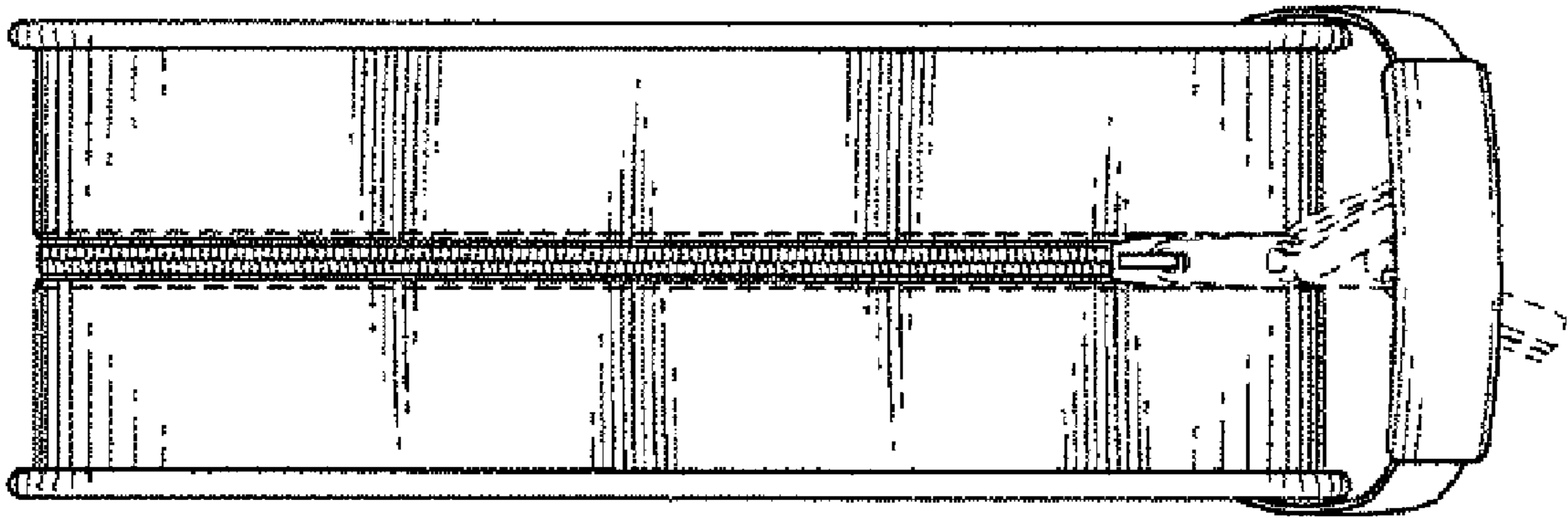


FIG. 7

