



US00D618962S

(12) **United States Design Patent**
Liming

(10) **Patent No.:** **US D618,962 S**
(45) **Date of Patent:** **** Jul. 6, 2010**

(54) **DISPOSABLE CUP**

(75) Inventor: **Michael A. Liming**, New Vienna, OH
(US)

(73) Assignee: **Huhtamaki, Inc.**, DeSoto, KS (US)

(**) Term: **14 Years**

(21) Appl. No.: **29/338,648**

(22) Filed: **Jun. 16, 2009**

(51) **LOC (9) Cl.** **07-01**

(52) **U.S. Cl.** **D7/396.2; D7/531**

(58) **Field of Classification Search** **D7/396.2,**
D7/523, 533, 536, 624.1, 509-511, 529, 531,
D7/532, 513, 514, 525, 527, 396.1, 396.4;
D9/520; D20/10, 22, 99, 27, 40; D11/152;
215/387, 388, 382; 229/400, 402, 403; 220/703,
220/719

See application file for complete search history.

(56) **References Cited**

U.S. PATENT DOCUMENTS

- D75,525 S * 6/1928 Sebring D7/535
- 2,580,982 A * 1/1952 Weiss 221/48
- 3,126,139 A * 3/1964 Schechter 229/403
- D224,798 S * 9/1972 Benes D7/529
- D298,222 S * 10/1988 Hobson D11/152
- D304,413 S * 11/1989 Schechter et al. D7/397
- D378,335 S * 3/1997 Liebling et al. D7/622
- D409,086 S * 5/1999 Brown et al. D9/428
- D414,813 S * 10/1999 Browning D20/23
- D417,241 S * 11/1999 Frey D20/41

- D431,780 S * 10/2000 DeSwarte et al. D9/538
- D449,963 S * 11/2001 Neal D7/531
- D509,746 S * 9/2005 Mero et al. D9/538
- D528,658 S * 9/2006 Mueller et al. D24/189
- D535,567 S * 1/2007 Snyder D9/564
- D554,434 S 11/2007 Morrison et al.
- D556,044 S * 11/2007 Hirata D9/538
- D556,966 S * 12/2007 Herbrand et al. D32/40
- D575,103 S * 8/2008 Gluck D7/396.2
- D584,568 S * 1/2009 Gibbs et al. D7/529
- D589,231 S * 3/2009 Kubantseva et al. D1/121
- D589,707 S * 4/2009 Kannabiran et al. D5/56
- D590,209 S * 4/2009 Barducci D7/525
- D604,927 S * 12/2009 Kubantseva et al. D1/121

* cited by examiner

Primary Examiner—Robert M Spear

Assistant Examiner—Cynthia Underwood

(74) *Attorney, Agent, or Firm*—Husch Blackwell Sanders LLP

(57) **CLAIM**

The ornamental design for a disposable cup, as shown and described.

DESCRIPTION

FIG. 1 is a perspective view of the disposable cup;

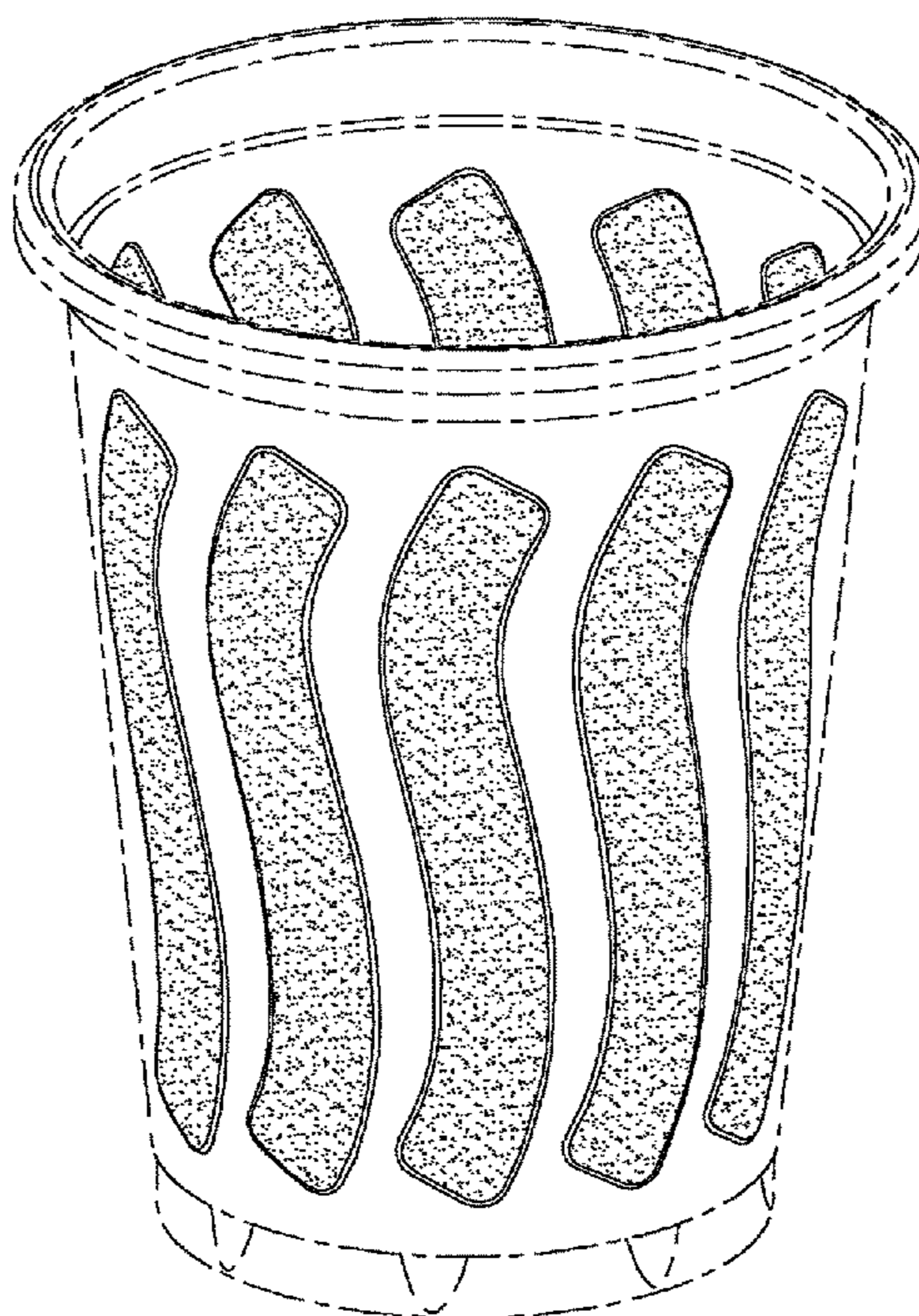
FIG. 2 is a top plan view thereof;

FIG. 3 is a bottom plan view thereof; and,

FIG. 4 is a side elevational view thereof.

The features shown in broken lines depict environmental subject matter only and form no part of the claimed design.

1 Claim, 1 Drawing Sheet



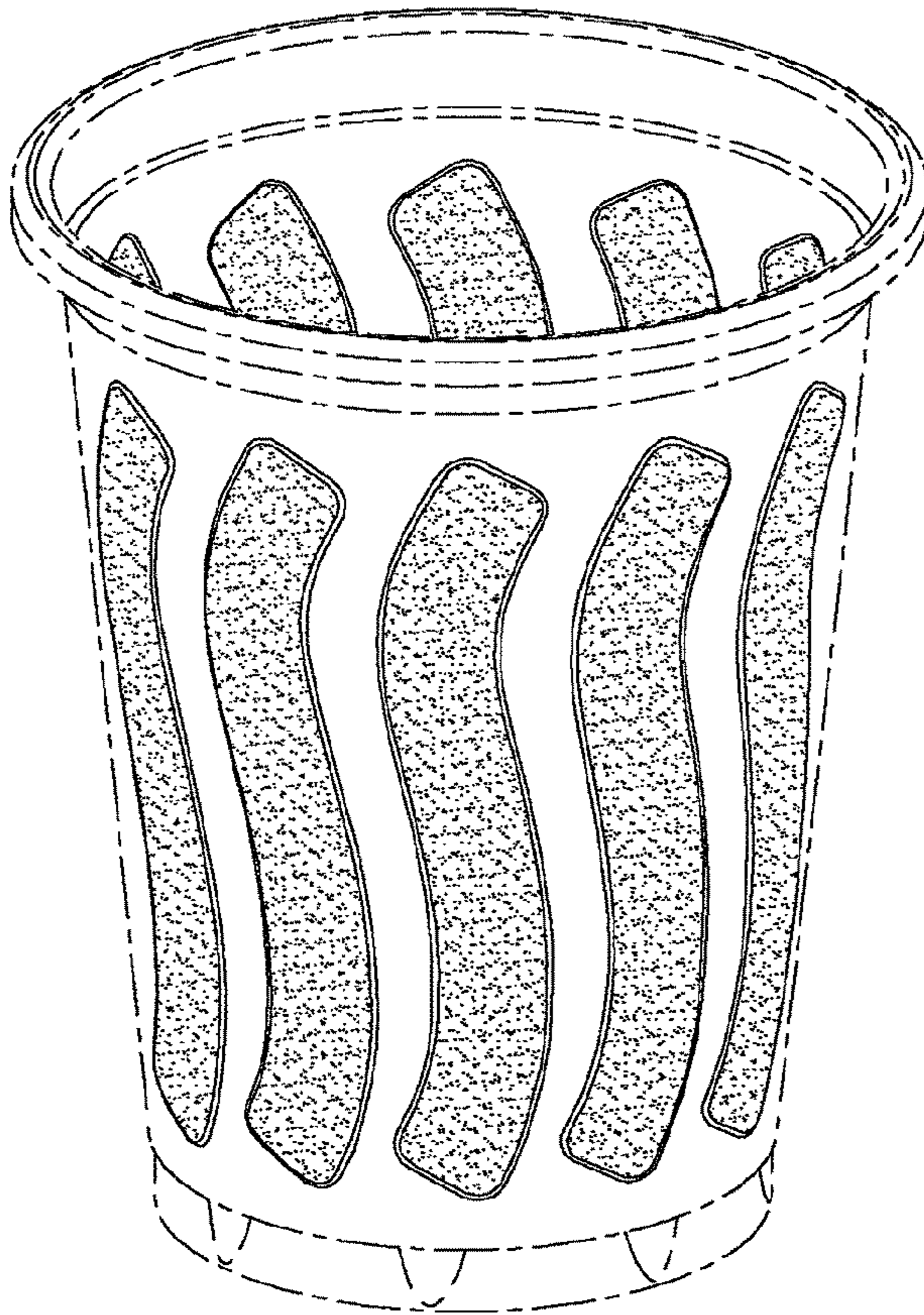


FIG. 1.

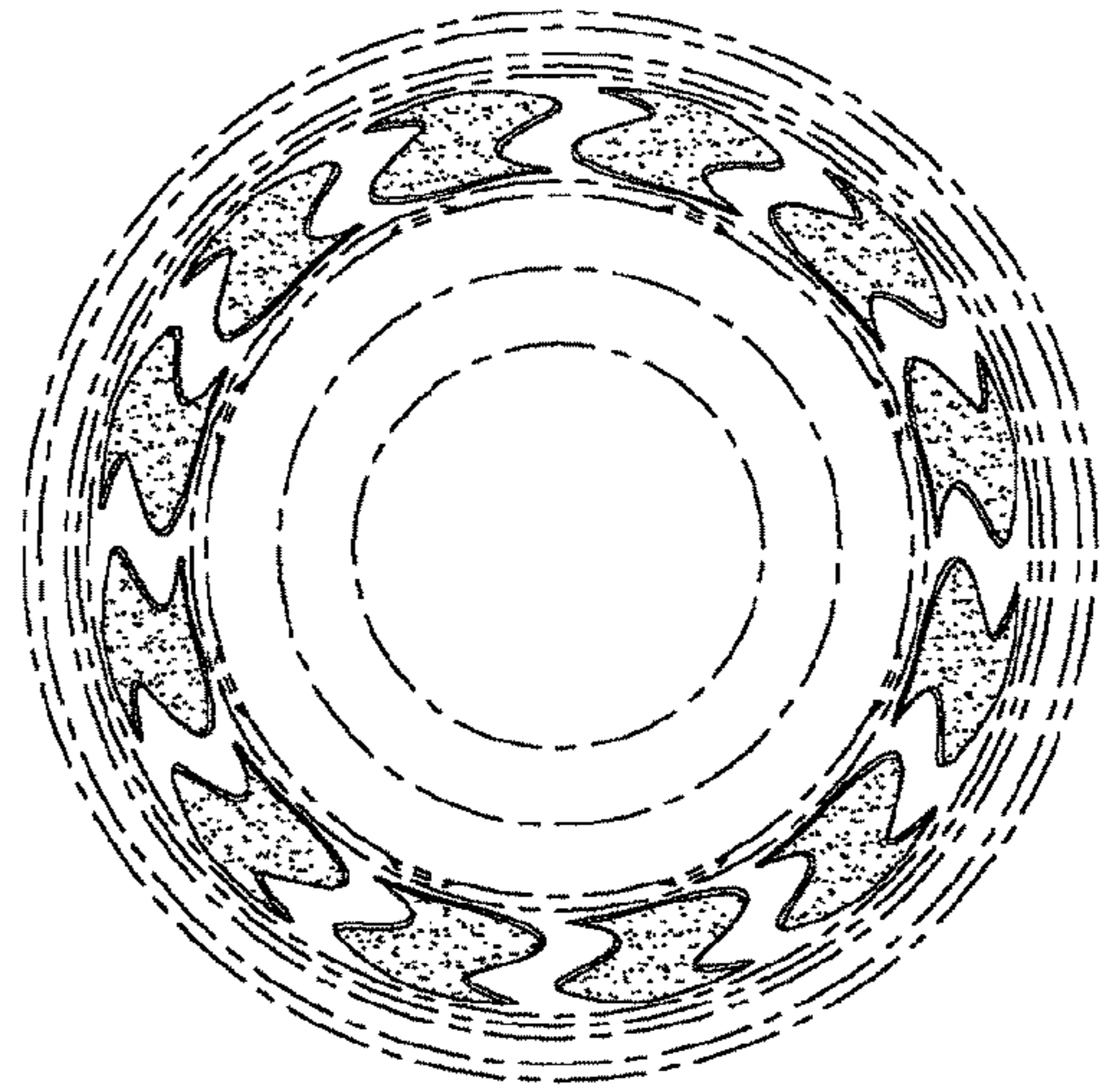


FIG. 2.




FIG. 3.

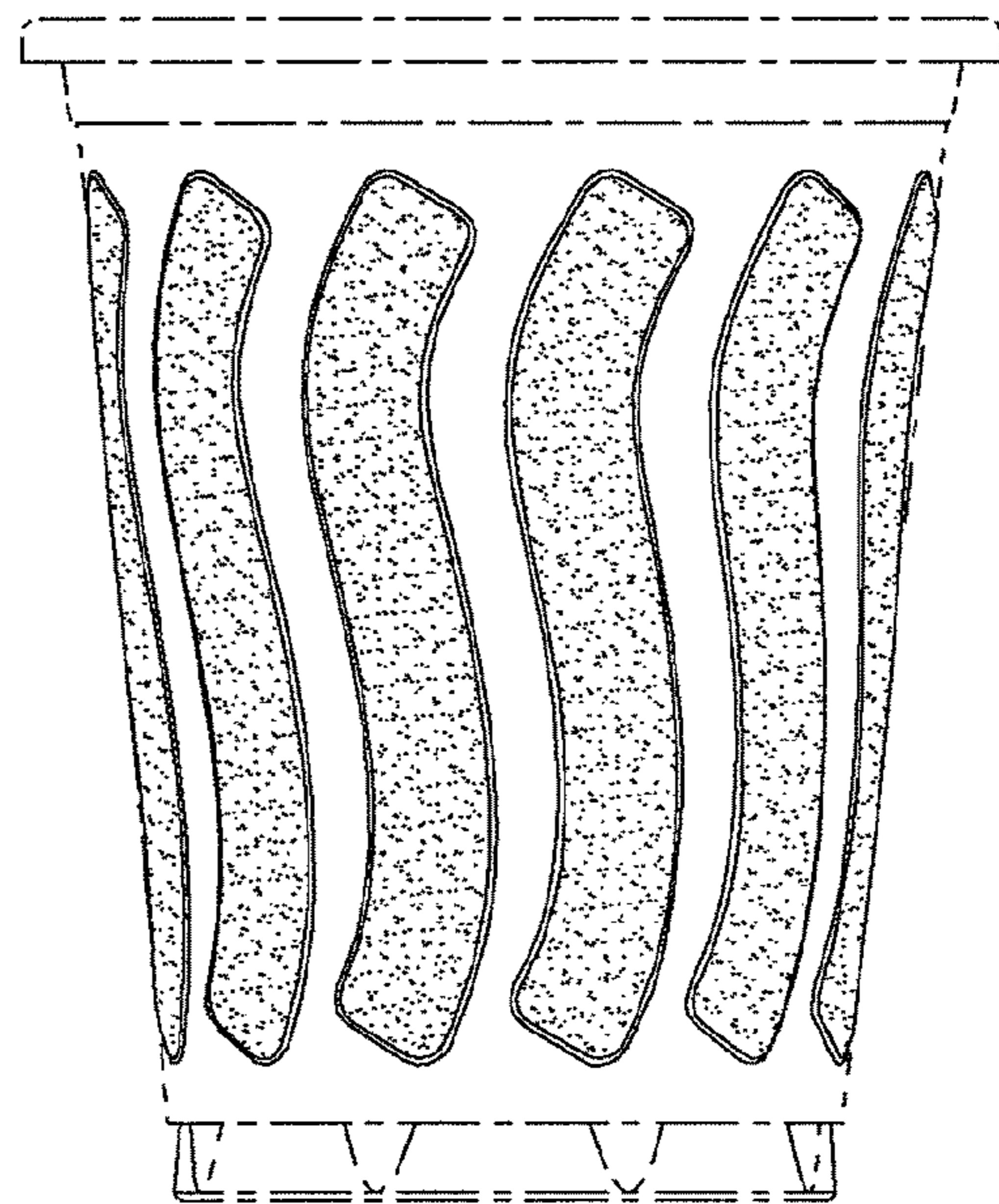


FIG. 4.