



US00D618961S

(12) **United States Design Patent**
Chafaï et al.

(10) **Patent No.:** **US D618,961 S**

(45) **Date of Patent:** **** Jul. 6, 2010**

(54) **HANDLE FOR COOKING UTENSIL**

(75) Inventors: **Eloi Chafaï**, Montreuil-Sous-Bois (FR);
Jean-François Dingjian,
Montreuil-Sous-Bois (FR)

(73) Assignee: **Tefal**, Rumilly (FR)

(**) Term: **14 Years**

(21) Appl. No.: **29/351,677**

(22) Filed: **Dec. 9, 2009**

(30) **Foreign Application Priority Data**

Jun. 9, 2009 (FR) 09 2800

(51) **LOC (9) Cl.** **07-02**

(52) **U.S. Cl.** **D7/395**

(58) **Field of Classification Search** D7/354–361,
D7/393–395, 401.2, 664; D8/107, 300, 303,
D8/307, 313, 321; D4/138, 129; 16/421,
16/430, 431, 110.1, 407; 220/573.1–573.5,
220/752, 753, 755, 756, 759, 767, 771, 912
See application file for complete search history.

(56) **References Cited**

U.S. PATENT DOCUMENTS

4,761,851 A * 8/1988 Day et al. 220/752
D377,438 S * 1/1997 Brunianyn D7/361
D438,054 S * 2/2001 Munari D7/395
D483,990 S * 12/2003 Munari D7/395
D508,631 S * 8/2005 Cuillery D7/395
D510,233 S * 10/2005 Giannone D7/395
D525,081 S * 7/2006 Munari D7/395

D528,360 S * 9/2006 Pascal D7/393
D538,589 S * 3/2007 Coudurier D7/395
D555,422 S * 11/2007 Munari D7/393
D559,617 S * 1/2008 Kloppsteck D7/393
D562,063 S * 2/2008 Munari D7/395
D575,984 S * 9/2008 Coppi D7/393
D579,265 S * 10/2008 Munari D7/393
D584,104 S * 1/2009 Munari D7/393

* cited by examiner

Primary Examiner—Cynthia M Chin

(74) *Attorney, Agent, or Firm*—Young & Thompson

(57) **CLAIM**

The ornamental design for a handle for cooking utensil, as shown and described.

DESCRIPTION

FIG. 1 is a front elevational view of a handle for cooking utensil showing our new design;

FIG. 2 is a rear elevational view thereof;

FIG. 3 is a view thereof from the left side of FIG. 1, the right side view being a mirror image thereof;

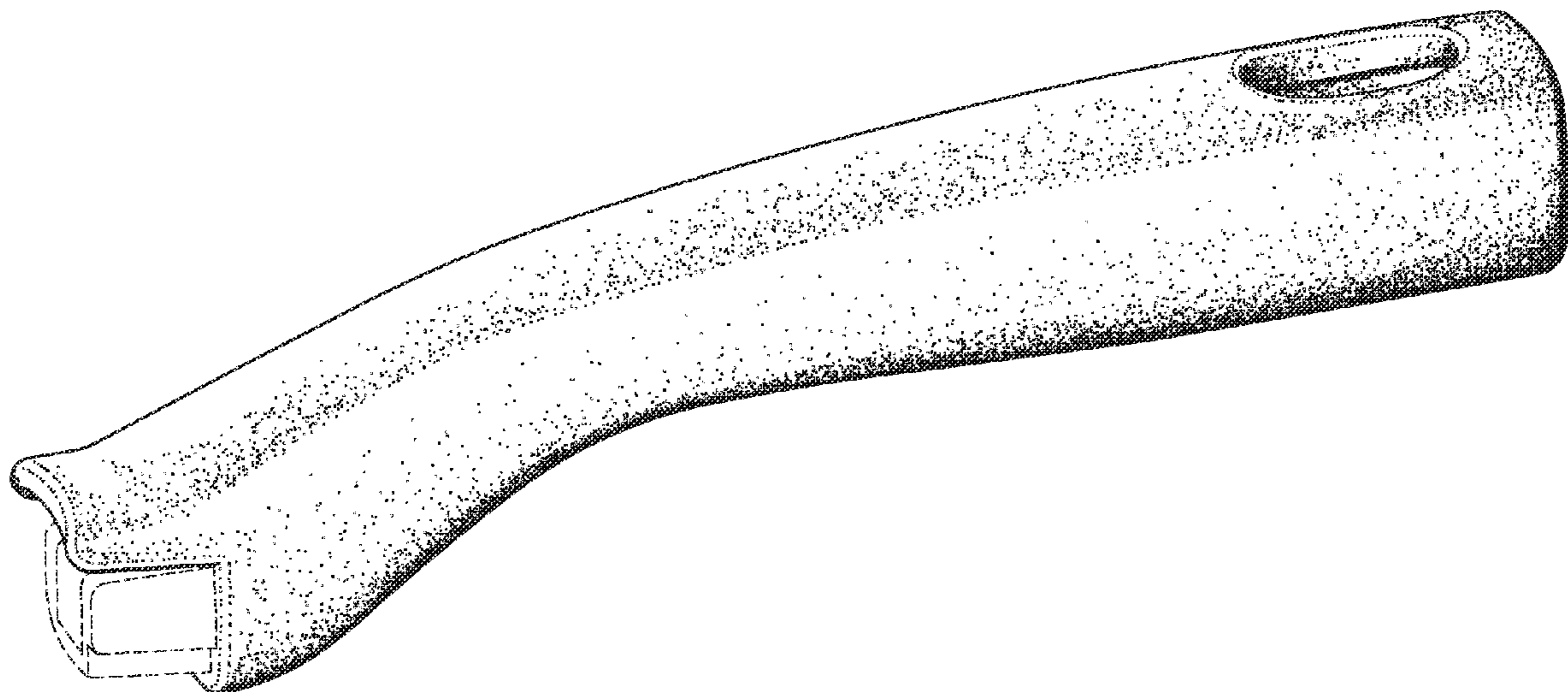
FIG. 4 is a top plan view thereof;

FIG. 5 is a bottom plan view thereof; and,

FIG. 6 is a top, rear and left side perspective view thereof.

The broken lines immediately adjacent the shaded areas represent the bounds of the claim and all other broken lines represent unclaimed portions of the design. None of the broken lines form a part of the claimed design.

1 Claim, 4 Drawing Sheets



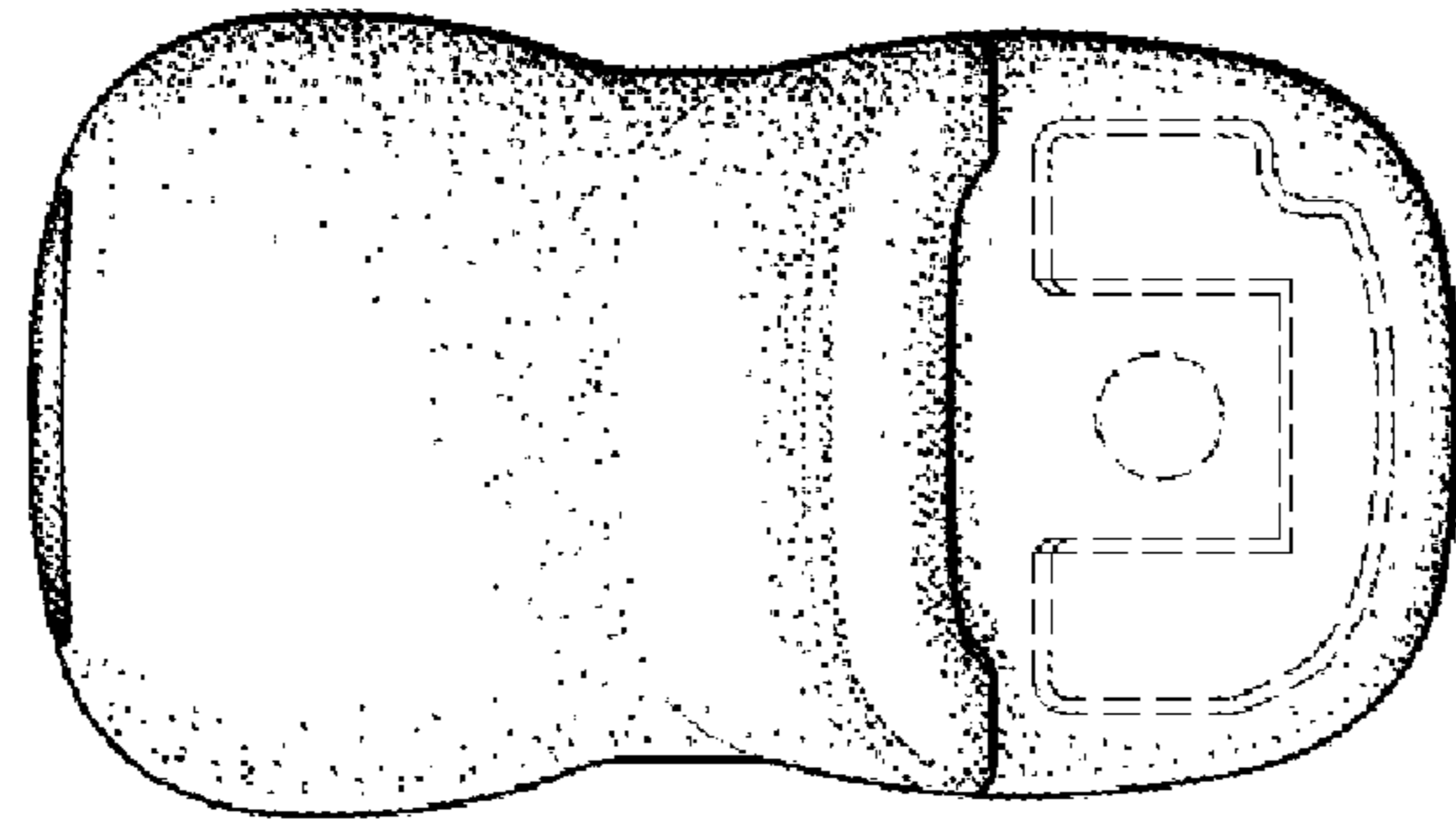


FIG. 2

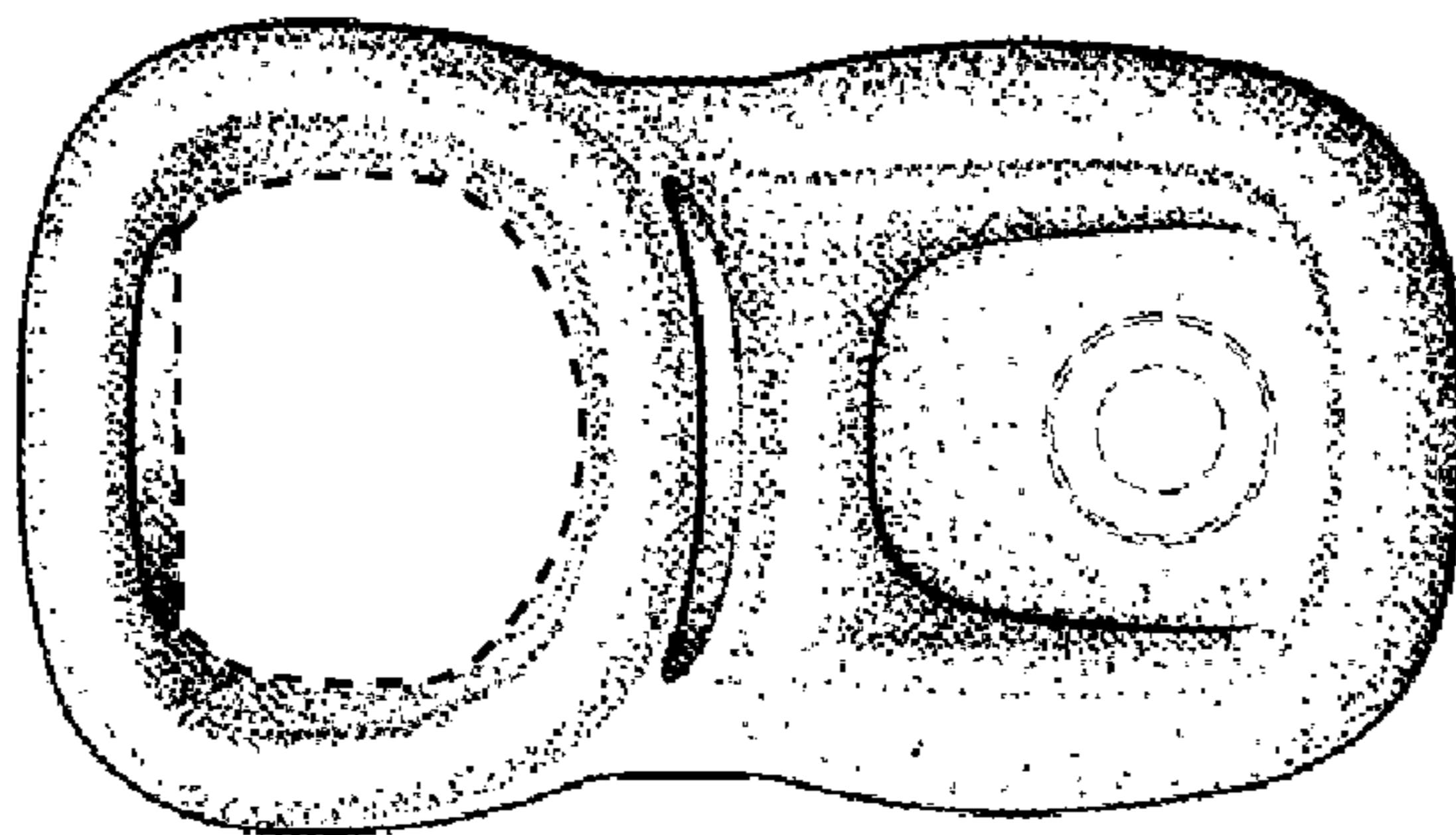


FIG. 1

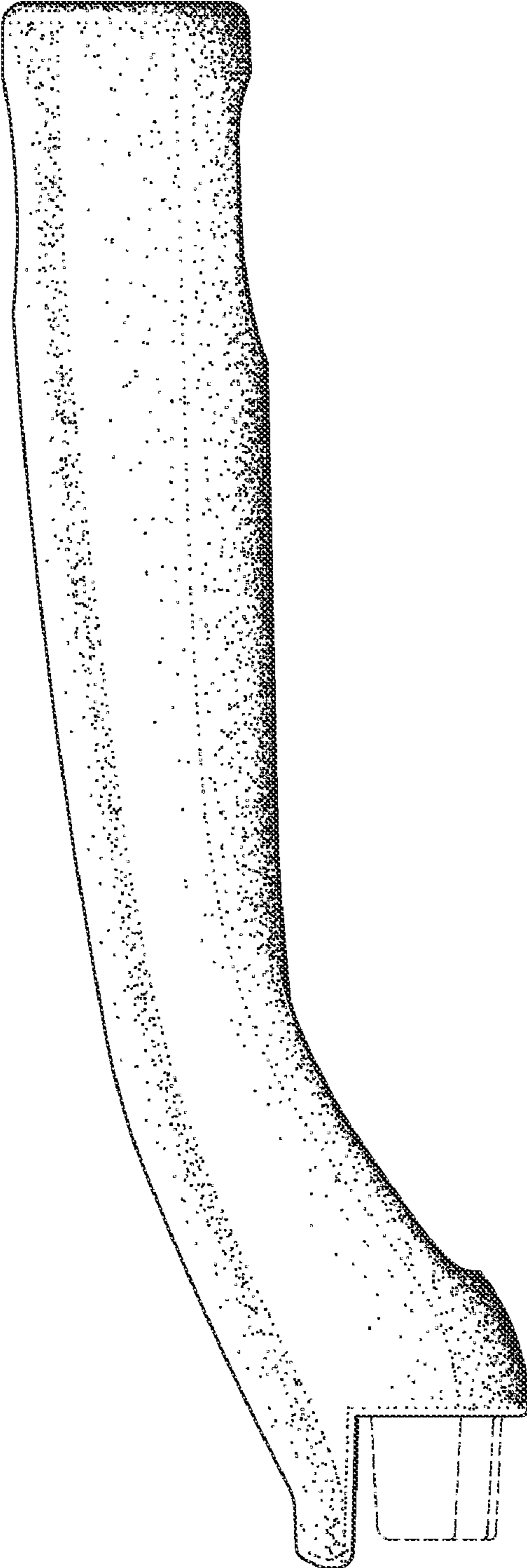


FIG. 3

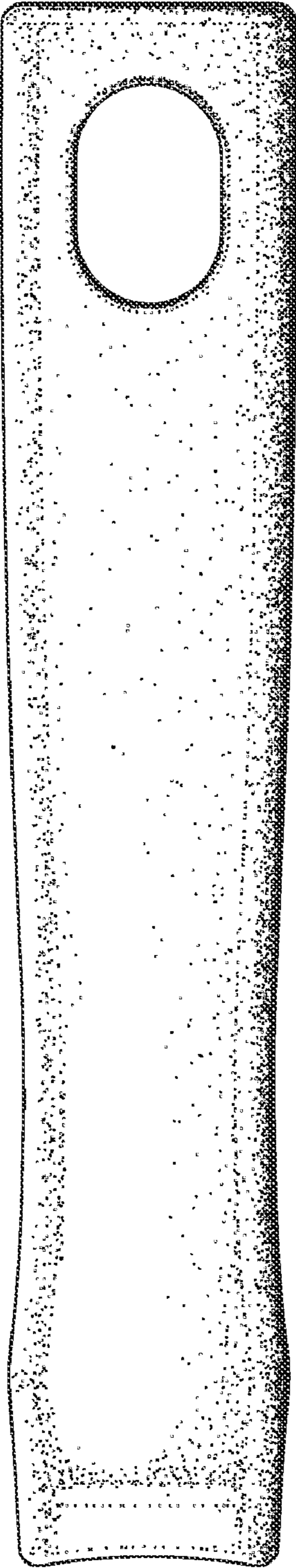


FIG. 4




FIG. 5

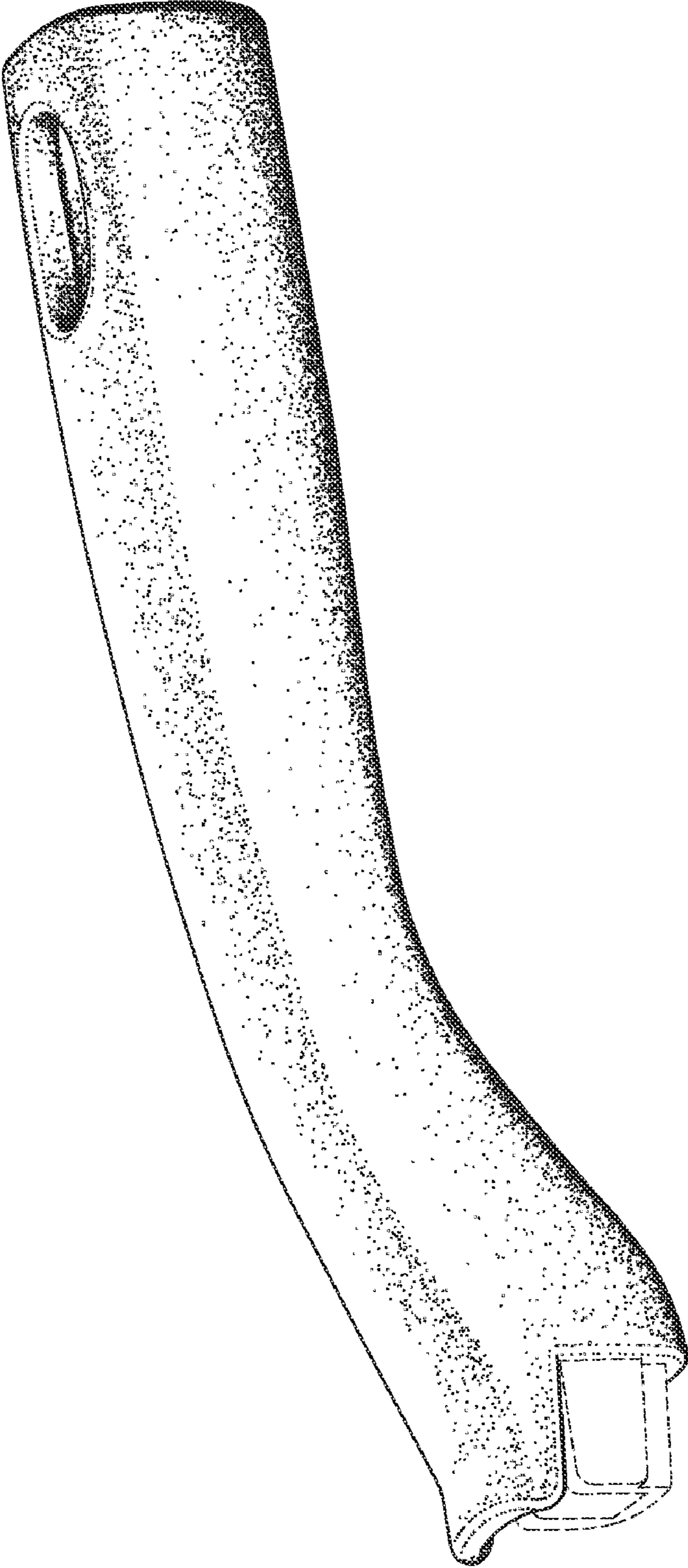


FIG. 6