



US00D618928S

(12) **United States Design Patent**
Carmon

(10) **Patent No.:** **US D618,928 S**
(45) **Date of Patent:** **** Jul. 6, 2010**

(54) **CHAIR**

(75) Inventor: **Dor Carmon**, Herzliya (IL)

(73) Assignee: **Keter Plastic Ltd.**, Herzelyia (IL)

(**) Term: **14 Years**

(21) Appl. No.: **29/340,315**

(22) Filed: **Jul. 16, 2009**

Related U.S. Application Data

(63) Continuation-in-part of application No. 29/309,770, filed on Oct. 6, 2008, now Pat. No. Des. 597,332.

(30) **Foreign Application Priority Data**

Apr. 20, 2008 (EM) 914247

(51) **LOC (9) Cl.** **06-01**

(52) **U.S. Cl.** **D6/369; D6/379**

(58) **Field of Classification Search** D6/334-336, D6/369, 370, 371, 372, 373, 374, 375, 376, D6/379, 380, 500-502; 297/239, 411.42, 297/411.43, 445.1, 446.1, 451.11, 451.9, 297/452.12, 452.14, 452.29, 452.64, DIG. 2
See application file for complete search history.

(56) **References Cited**

U.S. PATENT DOCUMENTS

- D417,344 S 12/1999 van Rhienen
- D419,790 S * 2/2000 Rhienen D6/369
- D433,579 S 11/2000 Kane
- D436,751 S 1/2001 Schacht
- D478,429 S 8/2003 Caldwell
- D501,334 S 2/2005 Suzuki et al.

- D512,233 S 12/2005 Bongaerts
- D513,669 S * 1/2006 Franks D6/369
- 6,983,987 B2 1/2006 Gaylord et al.
- D517,824 S 3/2006 Pensi
- D540,559 S 4/2007 Neil
- D579,052 S 10/2008 Ciani et al.
- D579,683 S * 11/2008 Vallet et al. D6/369
- D580,676 S 11/2008 Cramer et al.
- D582,172 S * 12/2008 Vallet et al. D6/369
- D583,162 S * 12/2008 Vallet et al. D6/369
- D597,332 S * 8/2009 Carmon D6/369

* cited by examiner

Primary Examiner—Mimosa De

(74) *Attorney, Agent, or Firm*—The Nath Law Group; Derek Richmond

(57) **CLAIM**

What is claimed is the ornamental design for a chair, as shown and described.

DESCRIPTION

FIG. 1 is a front perspective view of a chair;
 FIG. 2 is another front perspective view thereof;
 FIG. 3 is a rear perspective view thereof;
 FIG. 4 is front view thereof;
 FIG. 5 is a left side view; right side view being a mirror image thereof;
 FIG. 6 is a top view thereof;
 FIG. 7 is a bottom view thereof; and,
 FIG. 8 is an enlarged view of the weave pattern on the seat and the chair's back.

1 Claim, 8 Drawing Sheets





FIG. 1



FIG. 2

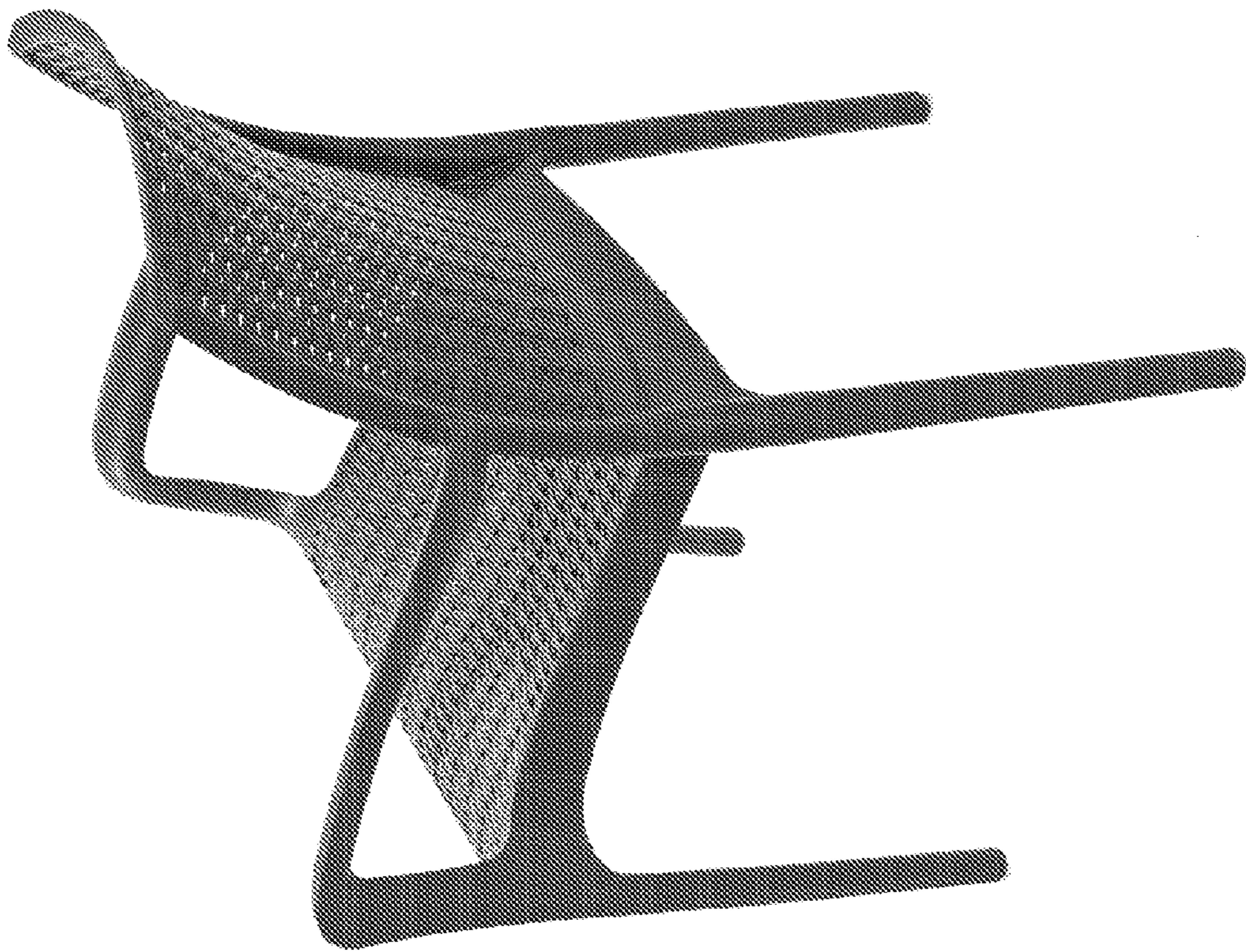


FIG. 3



FIG. 4

FIG. 5

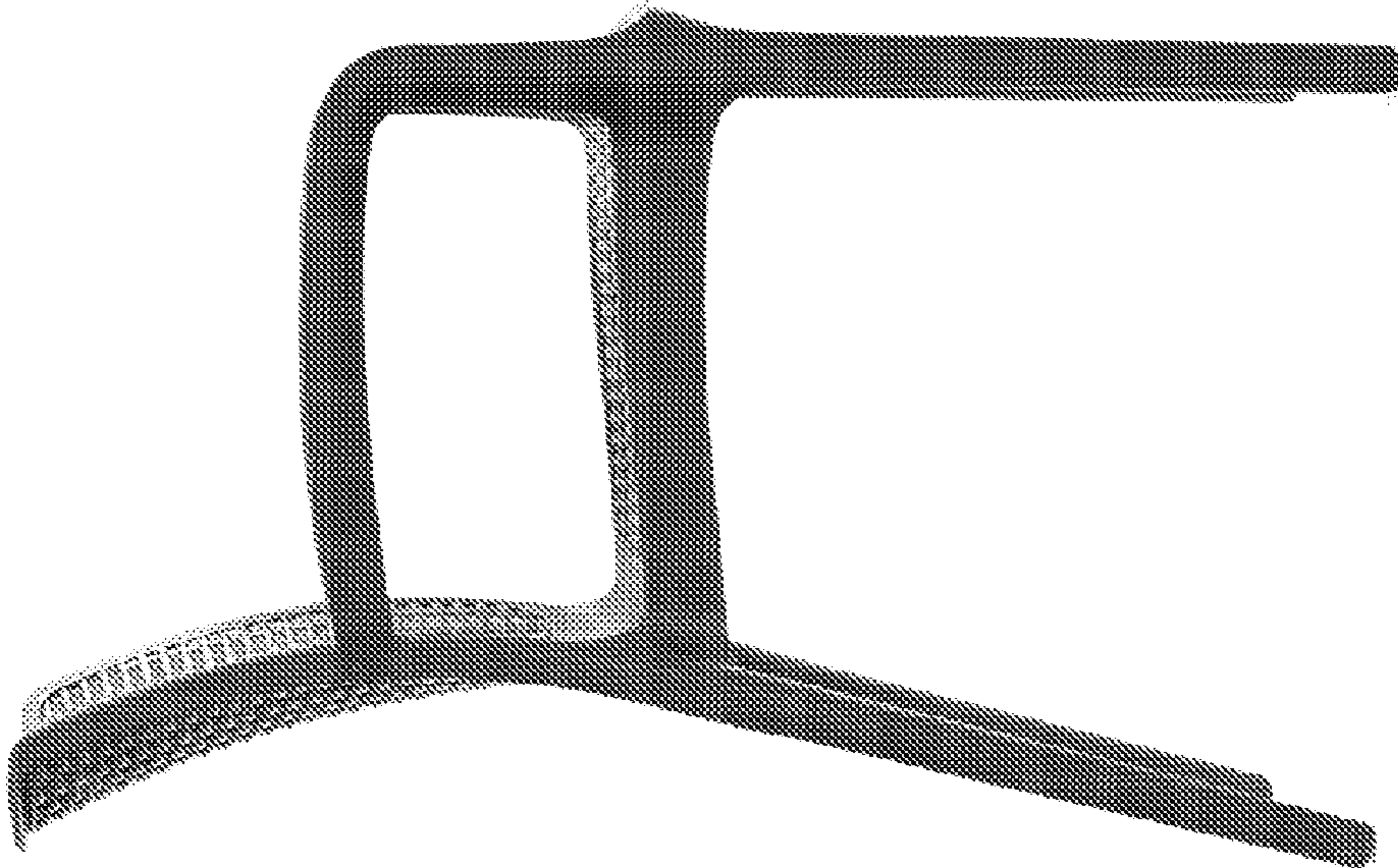




FIG. 6




FIG. 7

FIG. 8

