



US00D618919S

(12) **United States Design Patent**
Catalfamo et al.

(10) **Patent No.:** **US D618,919 S**
(45) **Date of Patent:** **** Jul. 6, 2010**

(54) **ADHESIVE ROLL WITH PATTERN**

4,345,381	A *	8/1982	Brislin	428/187
4,358,488	A *	11/1982	Dunklin et al.	428/187
4,422,201	A *	12/1983	McKay	15/104.002
4,493,868	A *	1/1985	Meitner	428/171
4,613,538	A *	9/1986	Wendell et al.	428/198

(75) Inventors: **Vincenzo Catalfamo**, Cincinnati, OH (US); **Jeffrey Donald Painter**, Loveland, OH (US)

(73) Assignee: **The Procter & Gamble Company**, Cincinnati, OH (US)

(**) Term: **14 Years**

(Continued)

FOREIGN PATENT DOCUMENTS

(21) Appl. No.: **29/272,964**

DE M 92 08 076 * 10/1994

(22) Filed: **Feb. 22, 2007**

Related U.S. Application Data

(62) Division of application No. 29/221,010, filed on Jan. 10, 2005, now abandoned.

Primary Examiner—T. Chase Nelson

(74) *Attorney, Agent, or Firm*—Julia A. Glazer; Mark A. Charles; David V. Upite

(51) **LOC (9) Cl.** **05-06**

(57) **CLAIM**

(52) **U.S. Cl.** **D5/58**

(58) **Field of Classification Search** D5/1-99;
D2/749, 994; D6/582, 583, 595, 596, 598,
D6/603, 604, 605, 606, 608, 613, 616, 617,
D6/619, 622; 428/17, 18, 151, 154, 156,
428/171, 187, 198, 199, 540, 542.2, 542.6,
428/904.4, 919, 40.1; D24/124, 125, 126;
D25/142, 152; 5/413 AM, 709; 162/109,
162/134, 140, 231; 156/148, 209; D7/396.4,
D7/396.5; 15/104.02

The ornamental design for an adhesive roll with pattern, as shown and described.

See application file for complete search history.

DESCRIPTION

(56) **References Cited**

U.S. PATENT DOCUMENTS

1,268,802	A *	6/1918	Schumacher	D5/1
1,637,410	A *	8/1927	Coryell	D5/1
D93,058	S *	8/1934	Wagner	D5/1
1,999,338	A *	4/1935	Meriguet	D5/61
2,112,963	A *	4/1938	Jones	D6/608
D118,126	S *	12/1939	Minoff	D5/47
2,416,521	A *	2/1947	Freiberg	428/198
D187,362	S *	3/1960	Ellefson	D5/53
3,881,210	A *	5/1975	Drach et al.	428/154
4,303,714	A *	12/1981	Mercer	428/156

FIG. 1 is a perspective view of an adhesive roll with pattern. FIG. 2 is a front view of the adhesive roll with pattern of FIG. 1.

FIG. 3 is a rear view of the adhesive roll with pattern of FIG. 1.

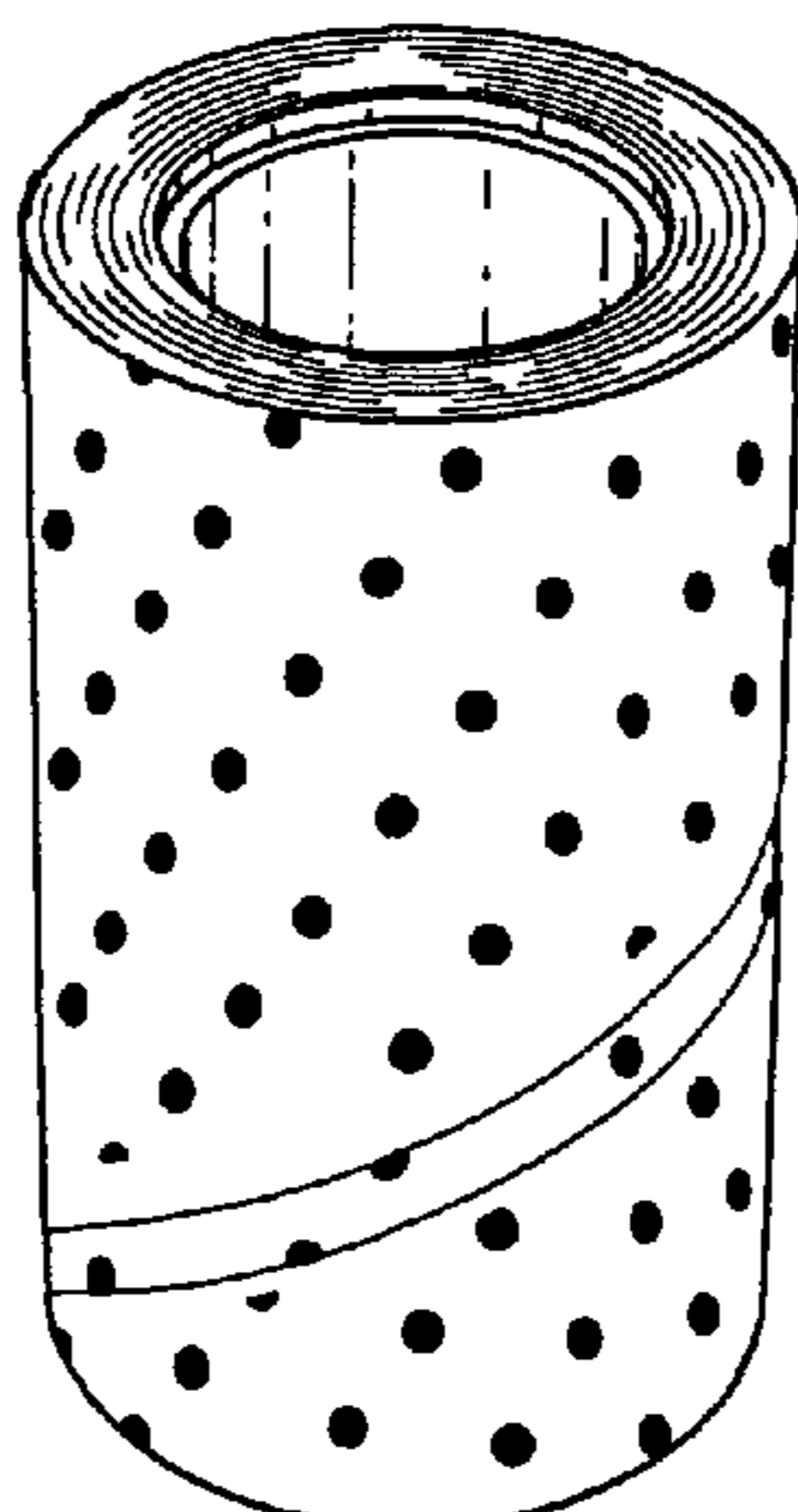
FIG. 4 is a top view of the adhesive roll with pattern of FIG. 1.

FIG. 5 is a left view of the adhesive roll with pattern of FIG. 1; and,

FIG. 6 is a right view of the adhesive roll with pattern of FIG. 1.

The bottom view of the adhesive roll of FIG. 1 is not shown as it is a mirror image of the top view shown in FIG. 4.

1 Claim, 2 Drawing Sheets



US D618,919 S

Page 2

U.S. PATENT DOCUMENTS

5,393,589	A *	2/1995	Zeller et al.	428/156	2002/0144367	A1 *	10/2002	McKay, Jr.	15/104.002
5,395,467	A *	3/1995	Rogers, Jr.	428/17	2003/0039824	A1 *	2/2003	Aalbers	428/343
5,429,857	A *	7/1995	Amemiya et al.	428/156	2003/0088928	A1 *	5/2003	Shizuno et al.	15/104.002
D367,766	S *	3/1996	Makoui et al.	D5/57	2003/0096074	A1 *	5/2003	Kim	15/104.002
5,763,041	A *	6/1998	Leak et al.	428/198	2003/0154569	A1 *	8/2003	McKay	15/104.002
5,766,702	A *	6/1998	Lin	428/187	2003/0165650	A1 *	9/2003	Hirota et al.	428/40.1
5,804,007	A *	9/1998	Asano	156/148	2003/0167583	A1 *	9/2003	Shizuno et al.	15/27
5,814,188	A *	9/1998	Vinson et al.	162/134	2003/0209565	A1 *	11/2003	McKay	15/104.002
5,964,742	A *	10/1999	McCormack et al.	428/198	2004/0007314	A1 *	1/2004	Benson et al.	156/209
6,057,024	A *	5/2000	Mleziva et al.	428/198	2004/0131803	A1 *	7/2004	Brundula et al.	428/17
6,093,665	A *	7/2000	Sayovitz et al.	428/156	2004/0142149	A1 *	7/2004	Mollendorf et al.	428/156
6,150,002	A *	11/2000	Varona	428/198	2004/0191486	A1 *	9/2004	Underhill et al.	428/156
D444,631	S *	7/2001	Woodbridge et al.	D5/53	2005/0026759	A1 *	2/2005	McKay et al.	492/56
6,449,794	B1 *	9/2002	Jaffri	15/104.002	2005/0050661	A1 *	3/2005	McKay et al.	15/104.002
6,620,485	B1 *	9/2003	Benson et al.	428/156	2005/0153100	A1 *	7/2005	Zoller et al.	156/209
6,673,417	B1 *	1/2004	Gudet	428/156	2005/0221043	A1 *	10/2005	Williamson	428/40.1
D487,353	S *	3/2004	Wolf	D5/58	2006/0040080	A1 *	2/2006	Wada et al.	428/40.1
7,234,188	B1 *	6/2007	McKay	15/104.002	2007/0220691	A1 *	9/2007	McKay	15/104.002

* cited by examiner

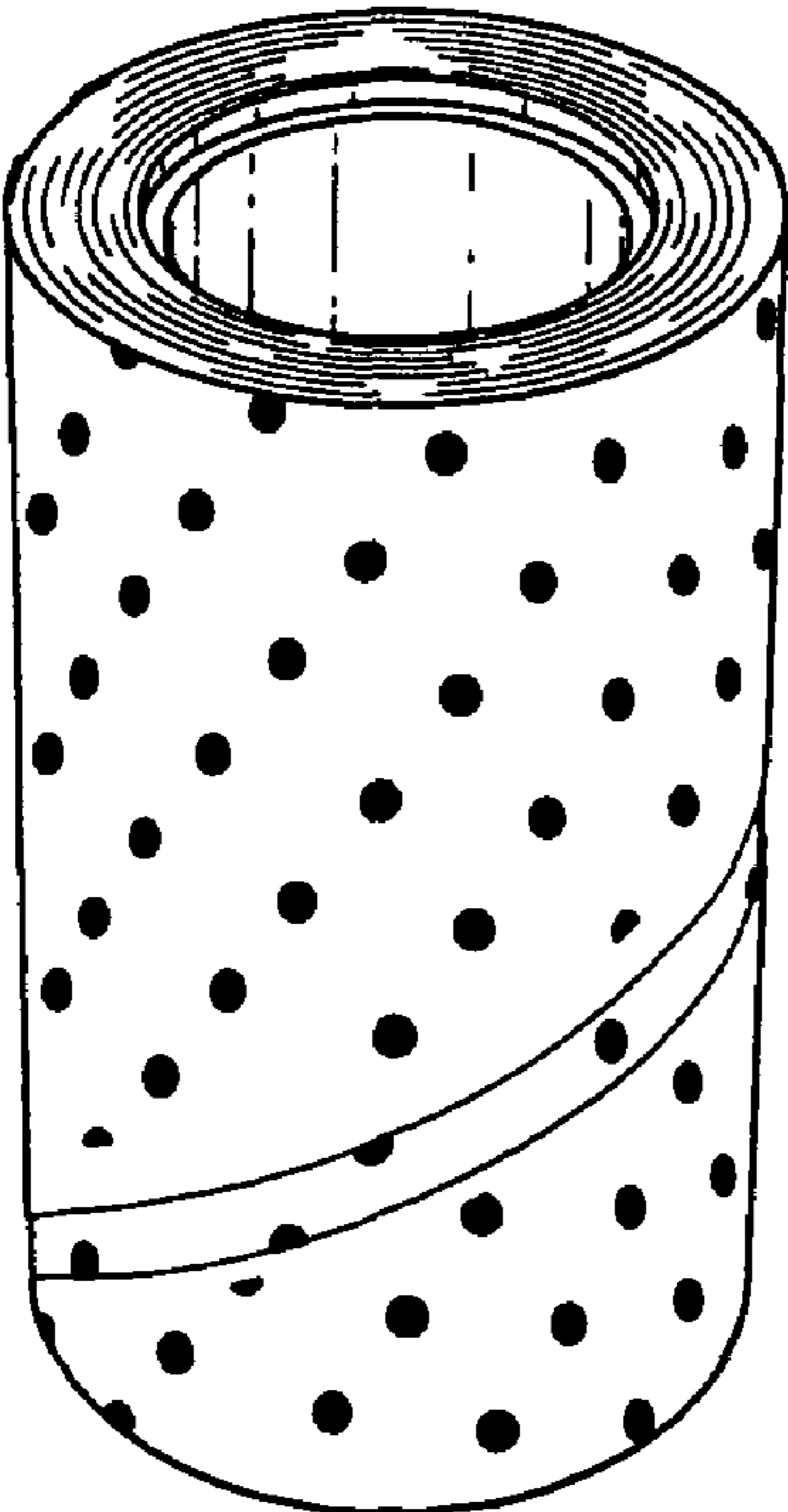


Fig. 1

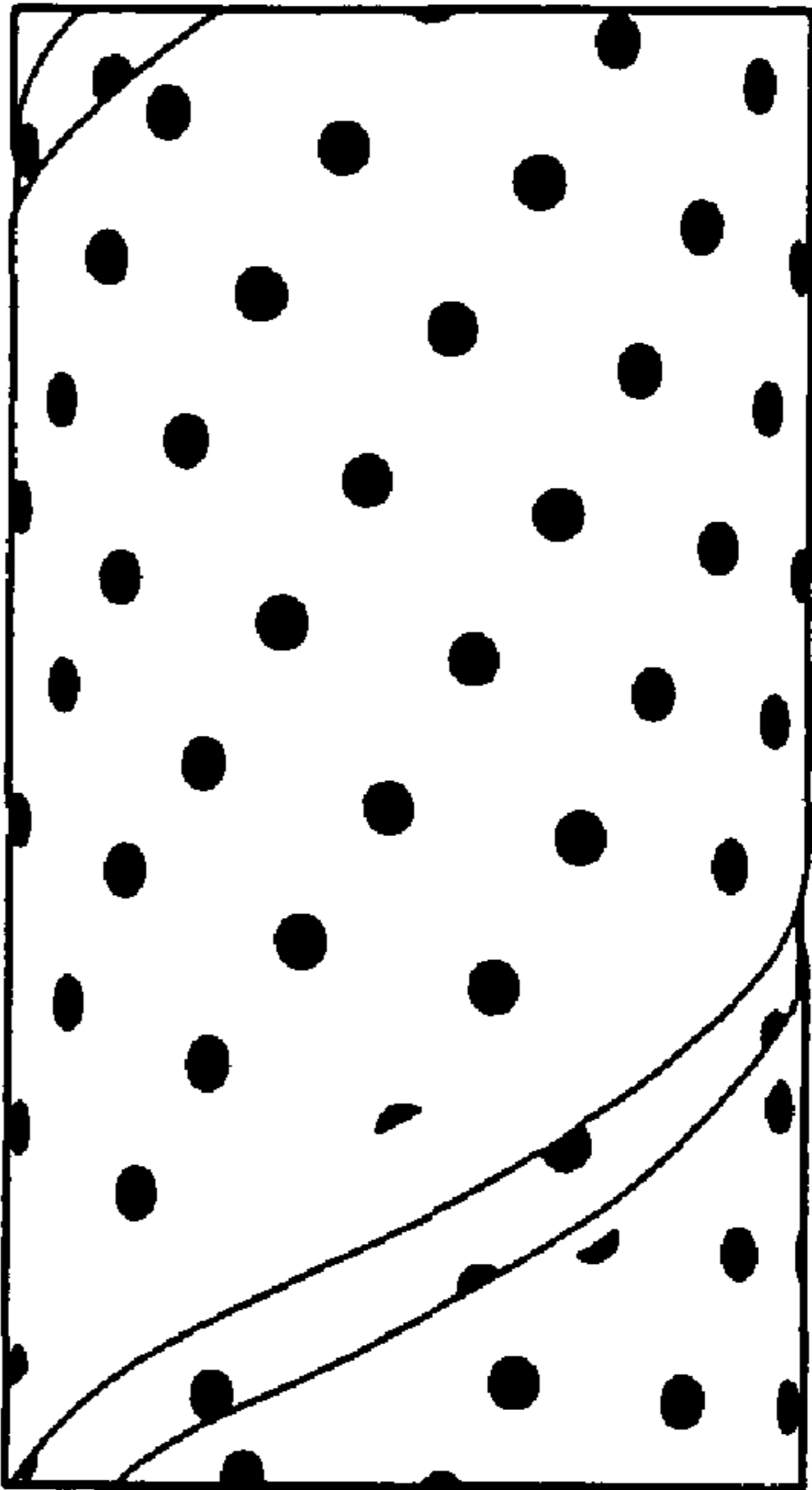


Fig. 2

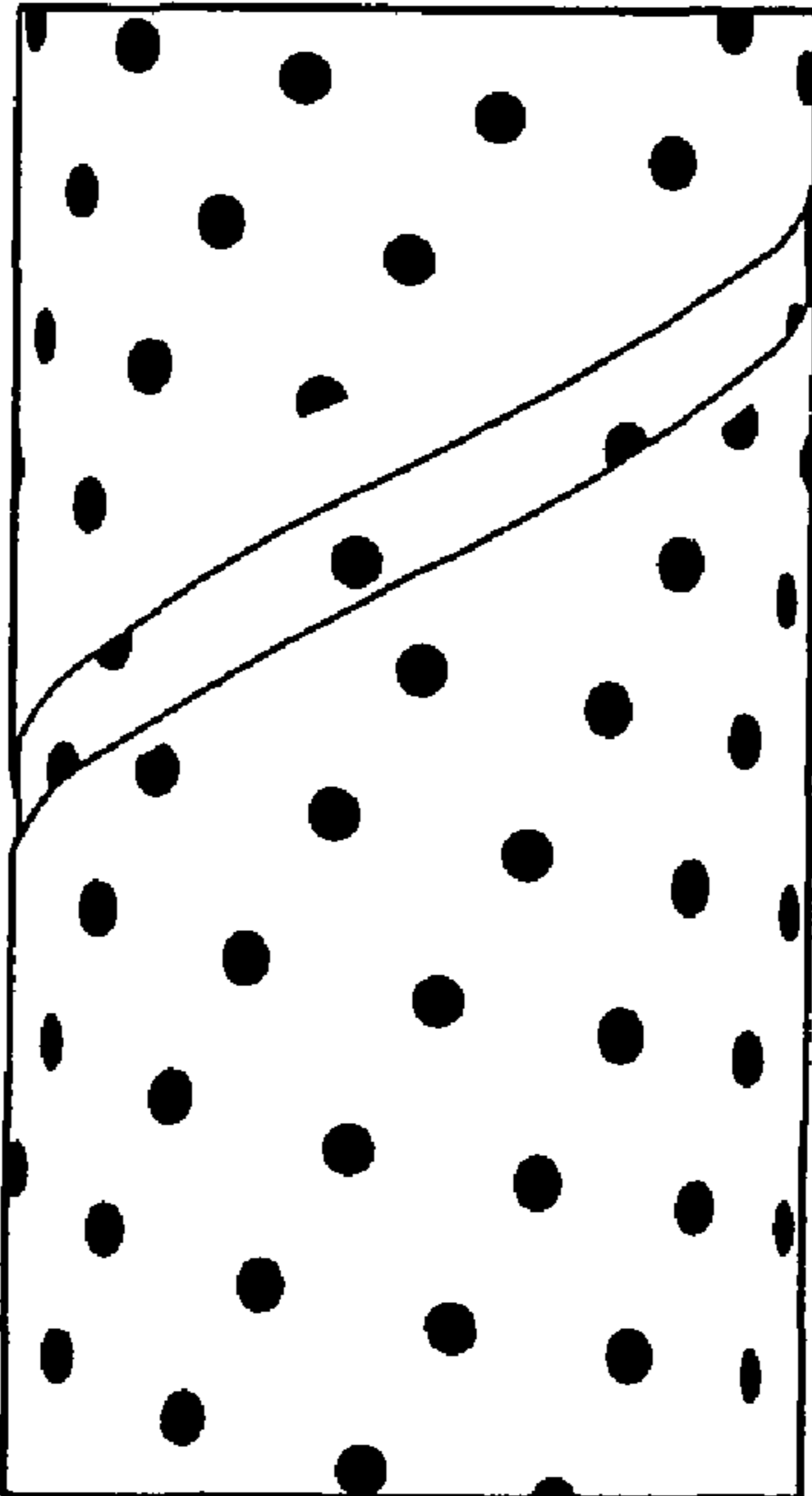


Fig. 3

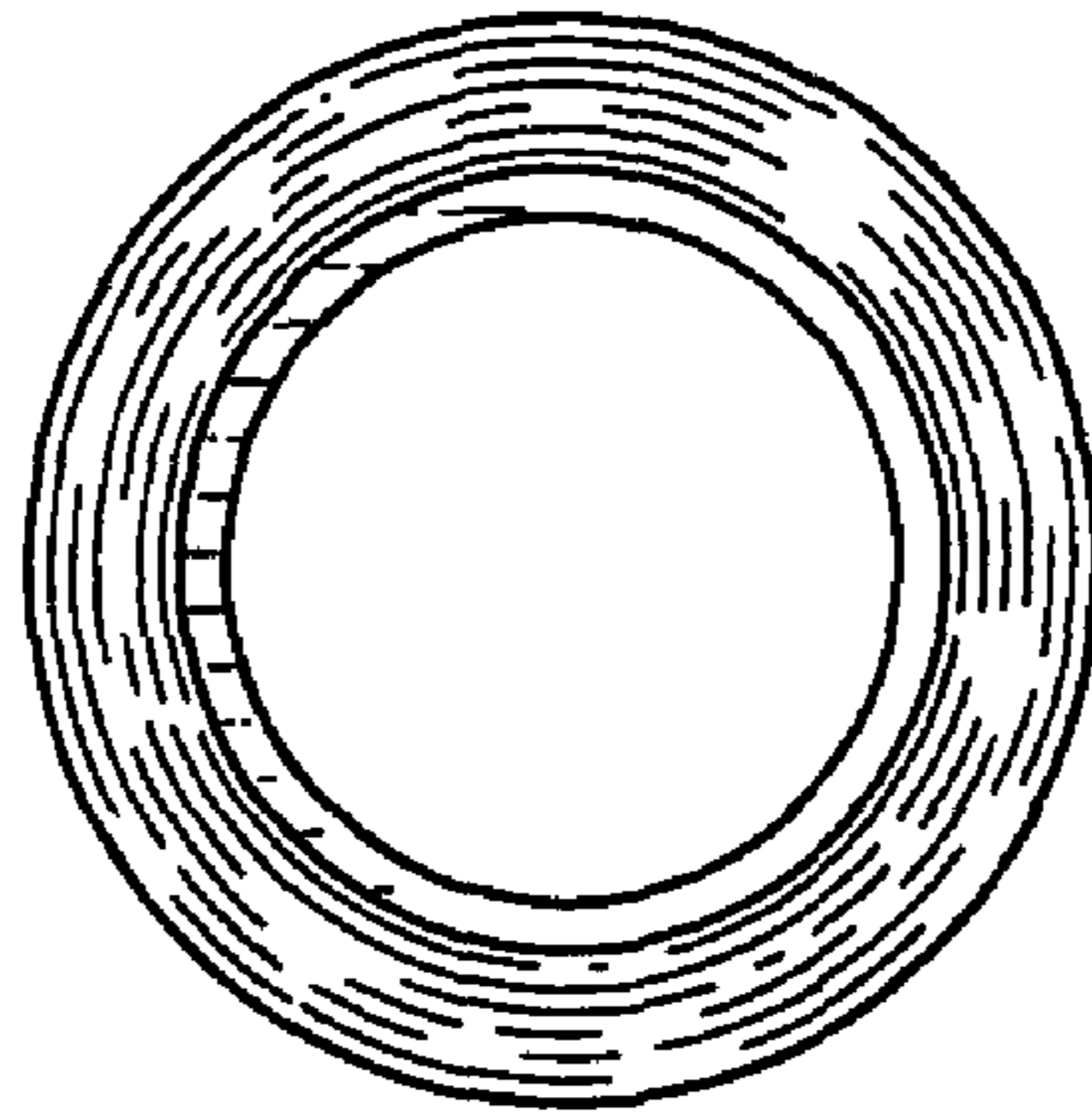


Fig. 4

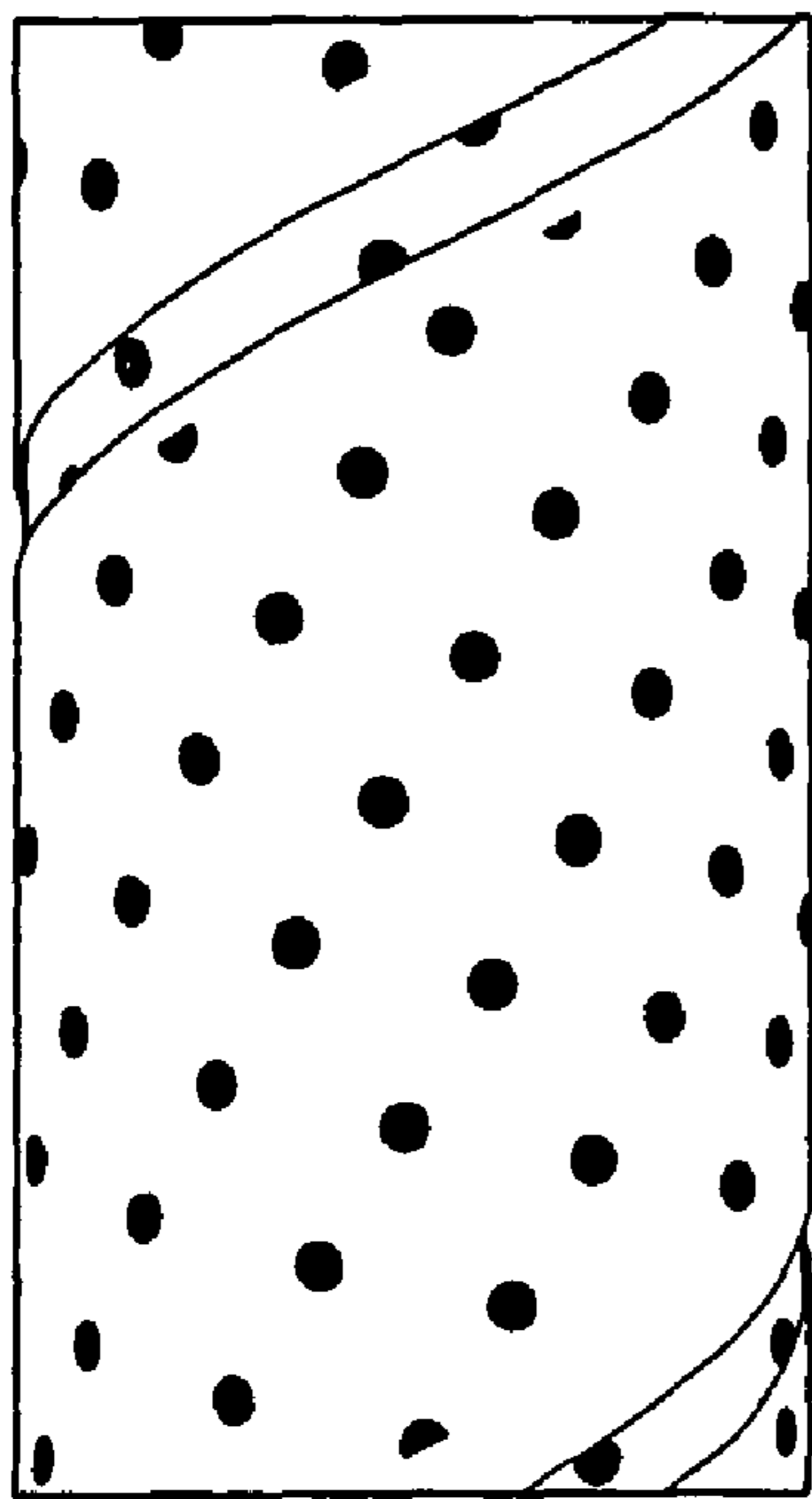


Fig. 5

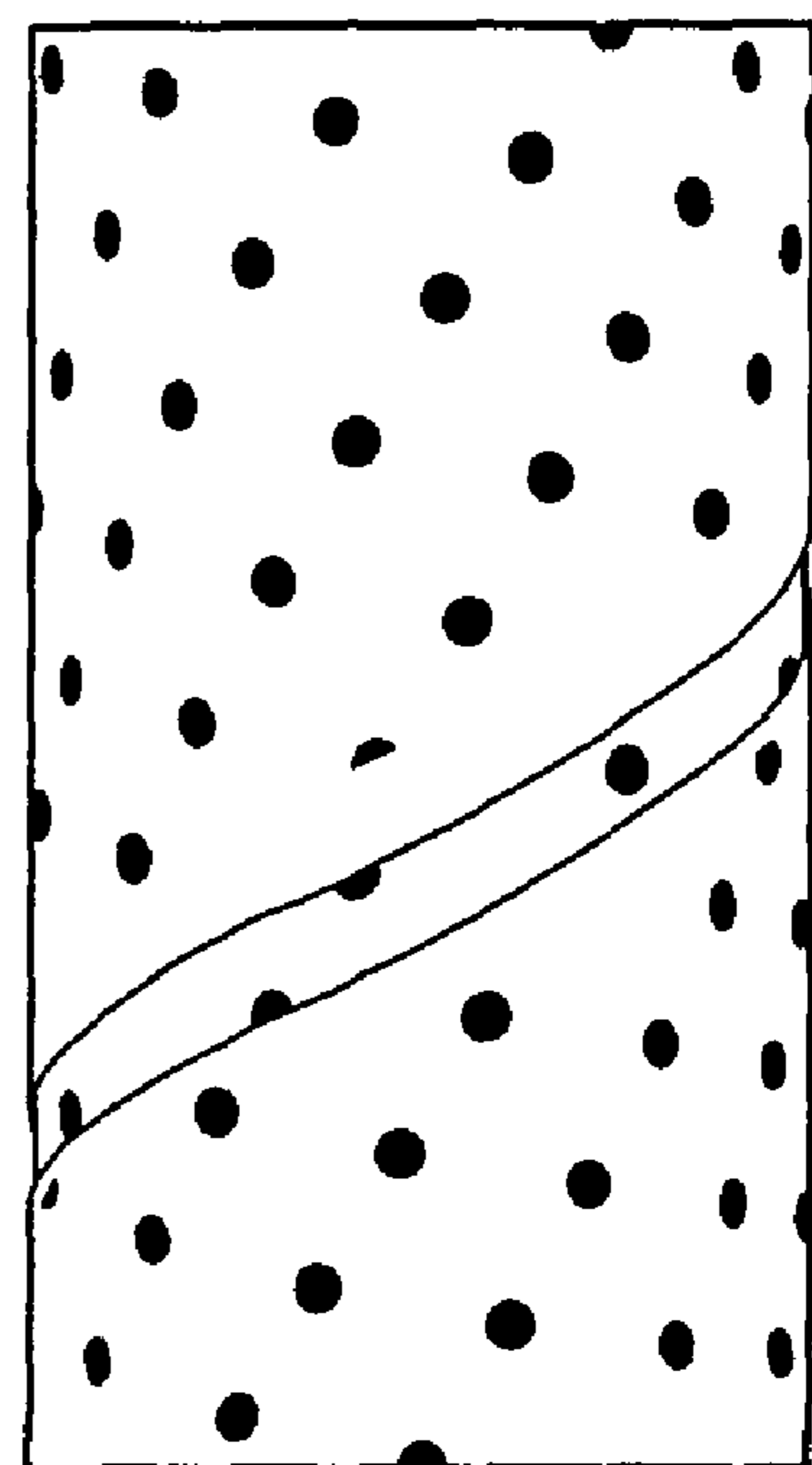


Fig. 6