



US00D618914S

(12) **United States Design Patent**  
**Leung**

(10) **Patent No.:** **US D618,914 S**

(45) **Date of Patent:** **\*\* Jul. 6, 2010**

(54) **PORTION OF A CARRIER**

D365,344 S \* 12/1995 Schoettle et al. .... D14/476

D369,794 S \* 5/1996 Matsuki ..... D14/476

D585,641 S 2/2009 Maxwell

(75) Inventor: **Yiu Keung Leung**, San Po Kong  
Kowloon (HK)

(73) Assignee: **ExpoGraf CardKeep International**  
**AB**, Grabo (SE)

\* cited by examiner

*Primary Examiner*—Holly H Baynham

(74) *Attorney, Agent, or Firm*—Quarles & Brady LLP

(\*\*) Term: **14 Years**

(21) Appl. No.: **29/357,888**

(57) **CLAIM**

(22) Filed: **Mar. 18, 2010**

The ornamental design for a portion of a carrier, as shown and described.

**Related U.S. Application Data**

(62) Division of application No. 29/339,190, filed on Jun. 25, 2009.

**DESCRIPTION**

(30) **Foreign Application Priority Data**

Jan. 16, 2009 (EP) ..... 001078976-0001

Jan. 16, 2009 (EP) ..... 001078976-0002

Jan. 16, 2009 (EP) ..... 001078976-0003

FIG. 1 is a left, top, front perspective view of a portion of a carrier according to my new design;

FIG. 2 is a front elevational view thereof, the rear elevational view thereof being a mirror image of the front view shown;

FIG. 3 is a right side elevational view thereof;

FIG. 4 is a top plan view thereof; and,

FIG. 5 is bottom plan view thereof.

(51) **LOC (9) Cl.** ..... **03-01**

(52) **U.S. Cl.** ..... **D3/318**

(58) **Field of Classification Search** ..... D3/232,  
D3/234, 238, 240–246, 318, 324; 150/100,  
150/103–110, 113–114, 118–119

See application file for complete search history.

The broken line representations in the figures are for the purpose of illustration only, and form no part of the claimed design.

In a preferred embodiment, the nature of this product is a portion of a carrier which is primarily useful for carrying and safe-keeping cards, such as business cards and the like.

(56) **References Cited**

**U.S. PATENT DOCUMENTS**

D302,766 S 8/1989 Johnston

**1 Claim, 2 Drawing Sheets**



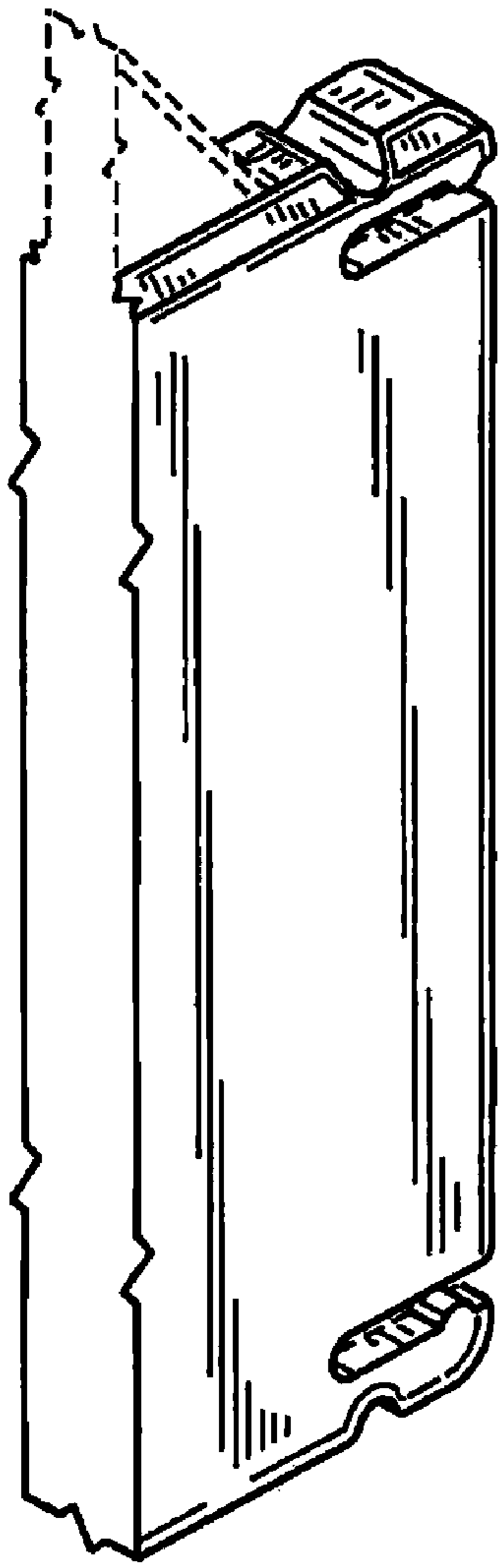


FIG. 1

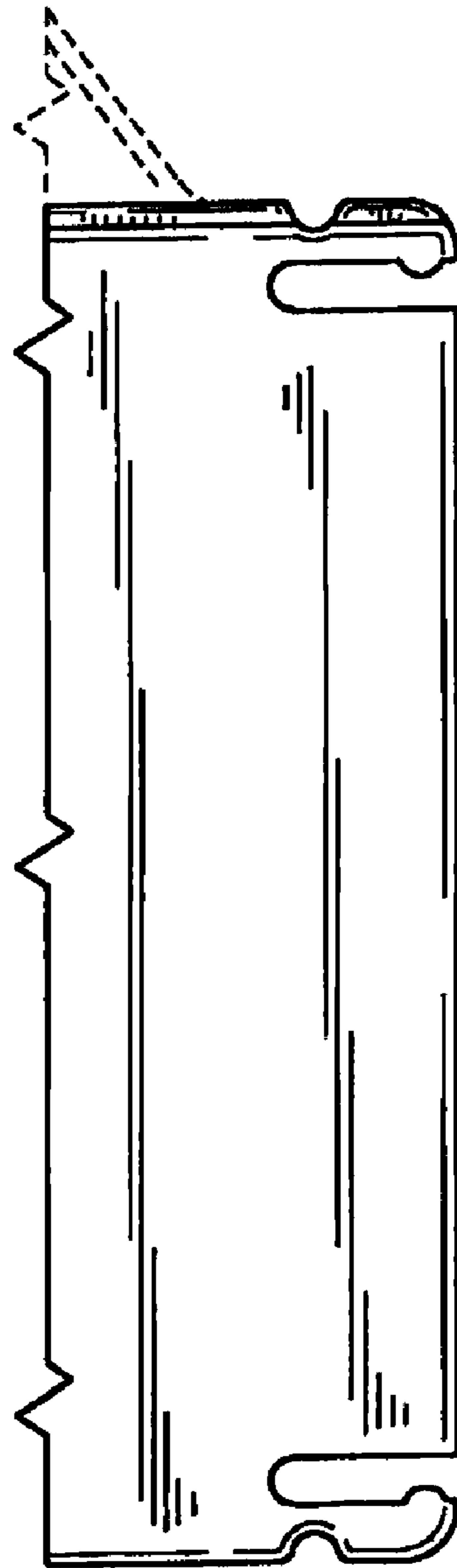


FIG. 2

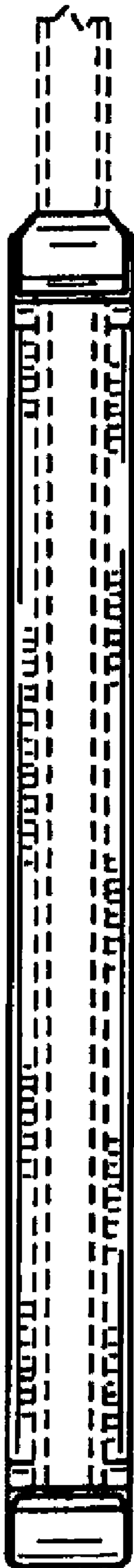


FIG. 3

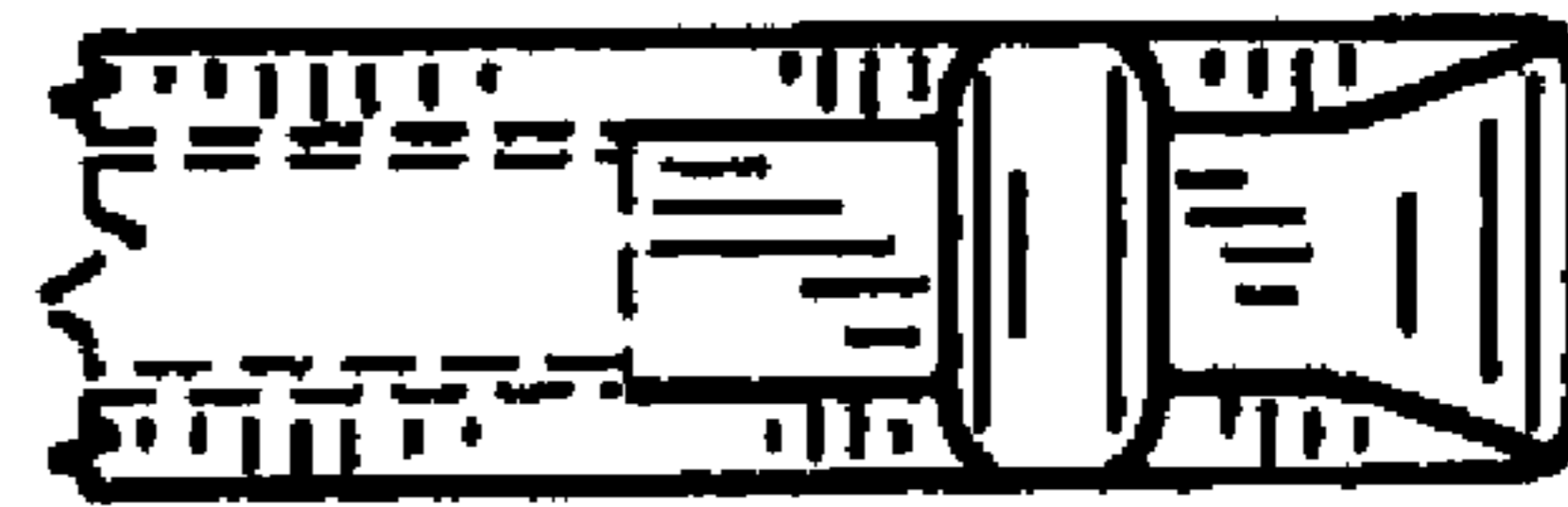


FIG. 4



FIG. 5