



US00D618908S

(12) **United States Design Patent**
Votel

(10) **Patent No.:** **US D618,908 S**
(45) **Date of Patent:** **** Jul. 6, 2010**

(54) **TOOL POUCH HAVING DRAIN**

(75) Inventor: **Thomas F. Votel**, Sunfish Lake, MN
(US)

(73) Assignee: **Tenacious Holdings, Inc.**, St. Paul, MN
(US)

(**) Term: **14 Years**

(21) Appl. No.: **29/345,778**

(22) Filed: **Oct. 22, 2009**

Related U.S. Application Data

(63) Continuation-in-part of application No. 11/490,854,
filed on Jul. 21, 2006, now abandoned.

(51) **LOC (9) Cl.** **03-01**

(52) **U.S. Cl.** **D3/228**

(58) **Field of Classification Search** D3/228,
D3/224, 226, 215; 224/242, 581, 607, 677,
224/682-684, 666, 904; 206/372-373

See application file for complete search history.

(56) **References Cited**

U.S. PATENT DOCUMENTS

4,411,659	A	10/1983	Jensen et al.	
4,765,472	A	8/1988	Dent	
5,174,447	A	12/1992	Fleming	
D348,778	S *	7/1994	Dancyger D3/228
D354,596	S	1/1995	Dancyger	
D355,062	S	1/1995	Maire et al.	
D396,912	S	8/1998	Maire et al.	
6,085,902	A	7/2000	Fang	
6,179,185	B1	1/2001	Dancyger	
D443,411	S	6/2001	Snider et al.	
D446,617	S	8/2001	Urbanski	

6,299,043	B1	10/2001	Griffin	
D450,449	S *	11/2001	Godshaw et al. D3/228
6,799,500	B1	10/2004	Kulikowski	
6,923,357	B2	8/2005	Smith	
D528,785	S *	9/2006	Fraga D3/228
2002/0088729	A1	7/2002	Urbanski	
2005/0189388	A1	9/2005	Godshaw et al.	
2008/0017683	A1	1/2008	Votel	

OTHER PUBLICATIONS

McGuire-Nicholas, Catalog, 2005, 41 pages, www.mcguire-nicholas.com.

* cited by examiner

Primary Examiner—Catherine R Oliver

(74) *Attorney, Agent, or Firm*—Patterson Thuent Christensen Pedersen, P.A.

(57) **CLAIM**

I claim the ornamental design for tool pouch having drain, as shown.

DESCRIPTION

FIG. 1 is a perspective view of a tool pouch having a drain showing my new design;

FIG. 2 is a front elevation view thereof;

FIG. 3 is a rear elevation view thereof;

FIG. 4 is a bottom plan view thereof;

FIG. 5 is a top plan view thereof;

FIG. 6 is a side elevation view thereof;

FIG. 7 is a second side elevation view thereof; and,

FIG. 8 is an enlarged perspective view of the drain shown in FIG. 1.

1 Claim, 4 Drawing Sheets

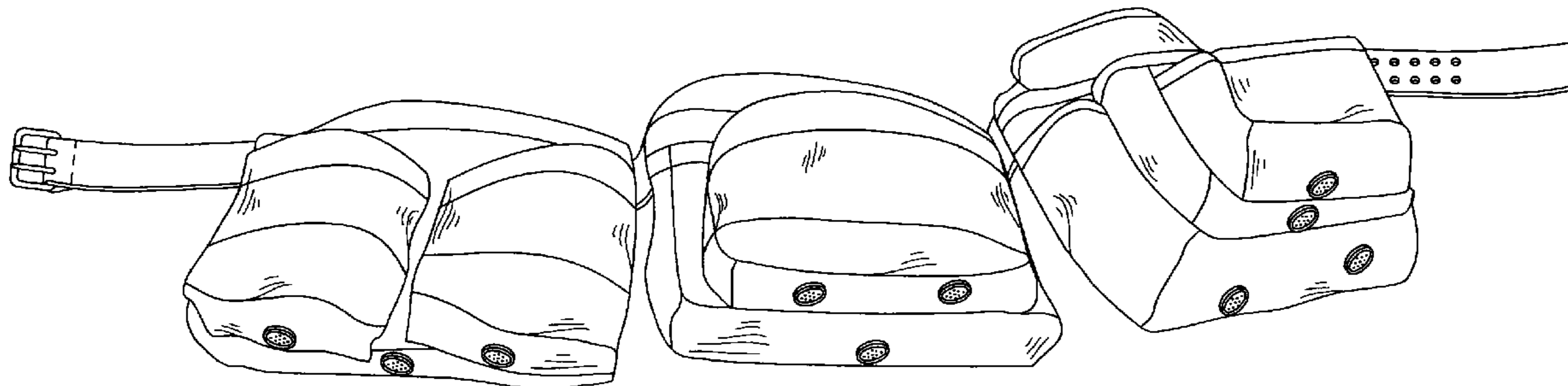


Fig. 1

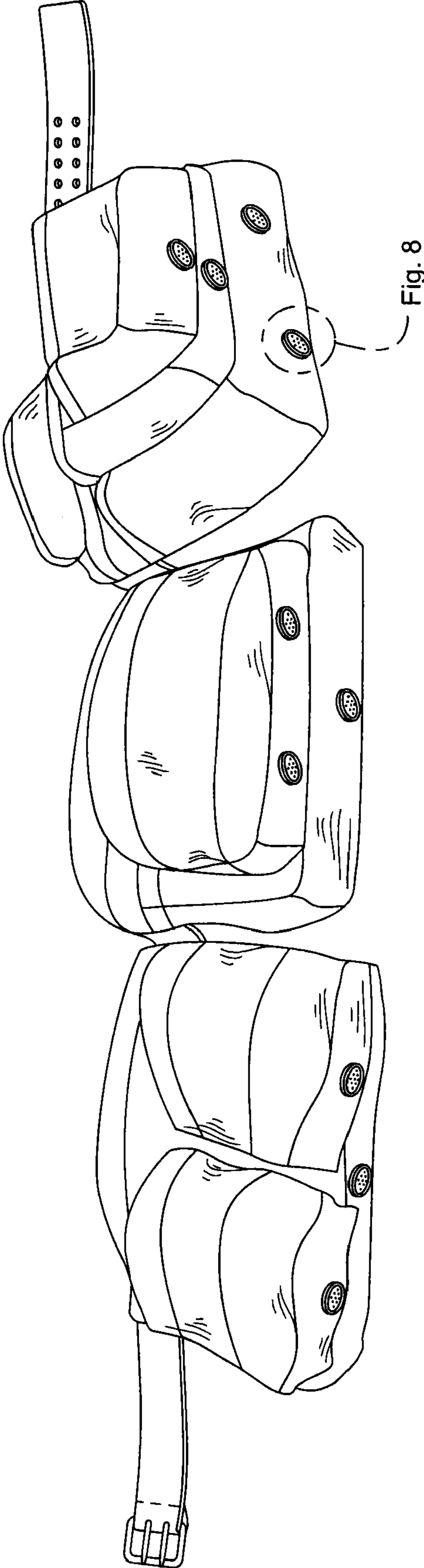


Fig. 2

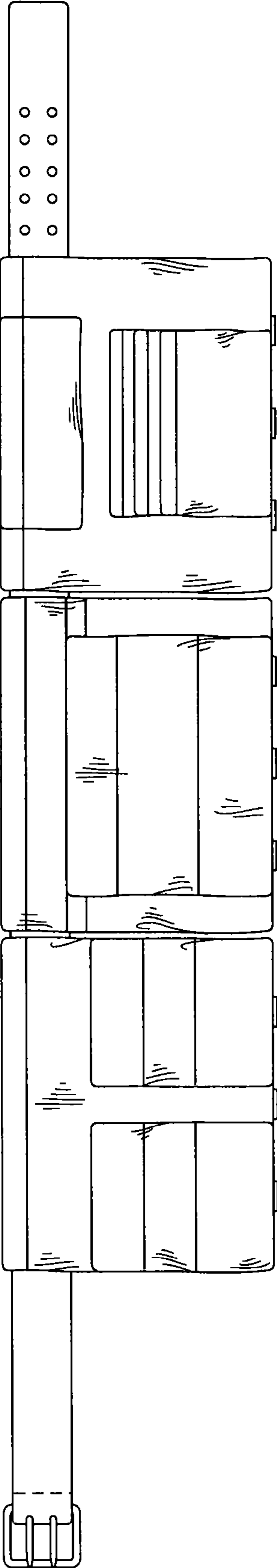


Fig. 3

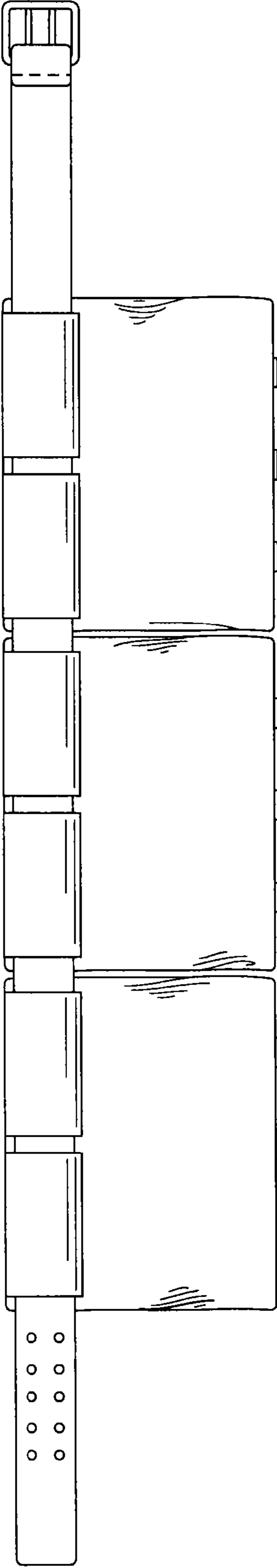


Fig. 4

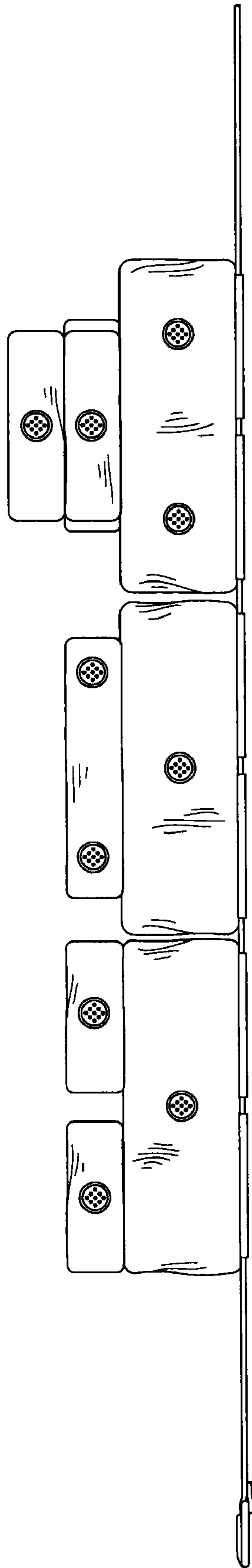


Fig. 5

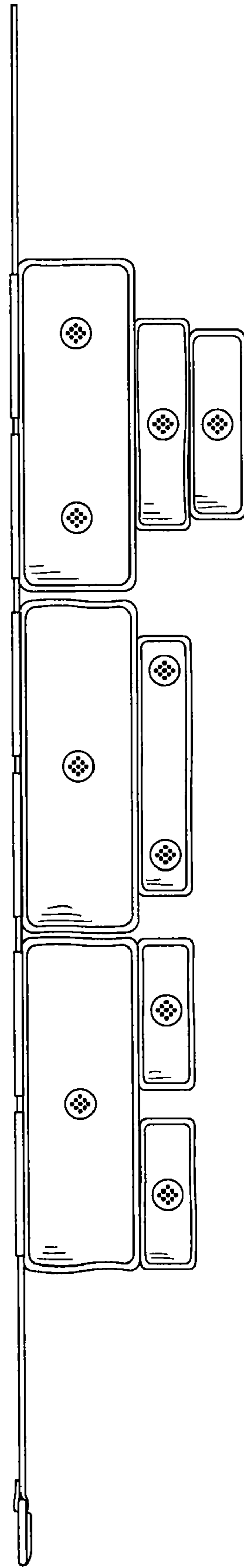


Fig. 6

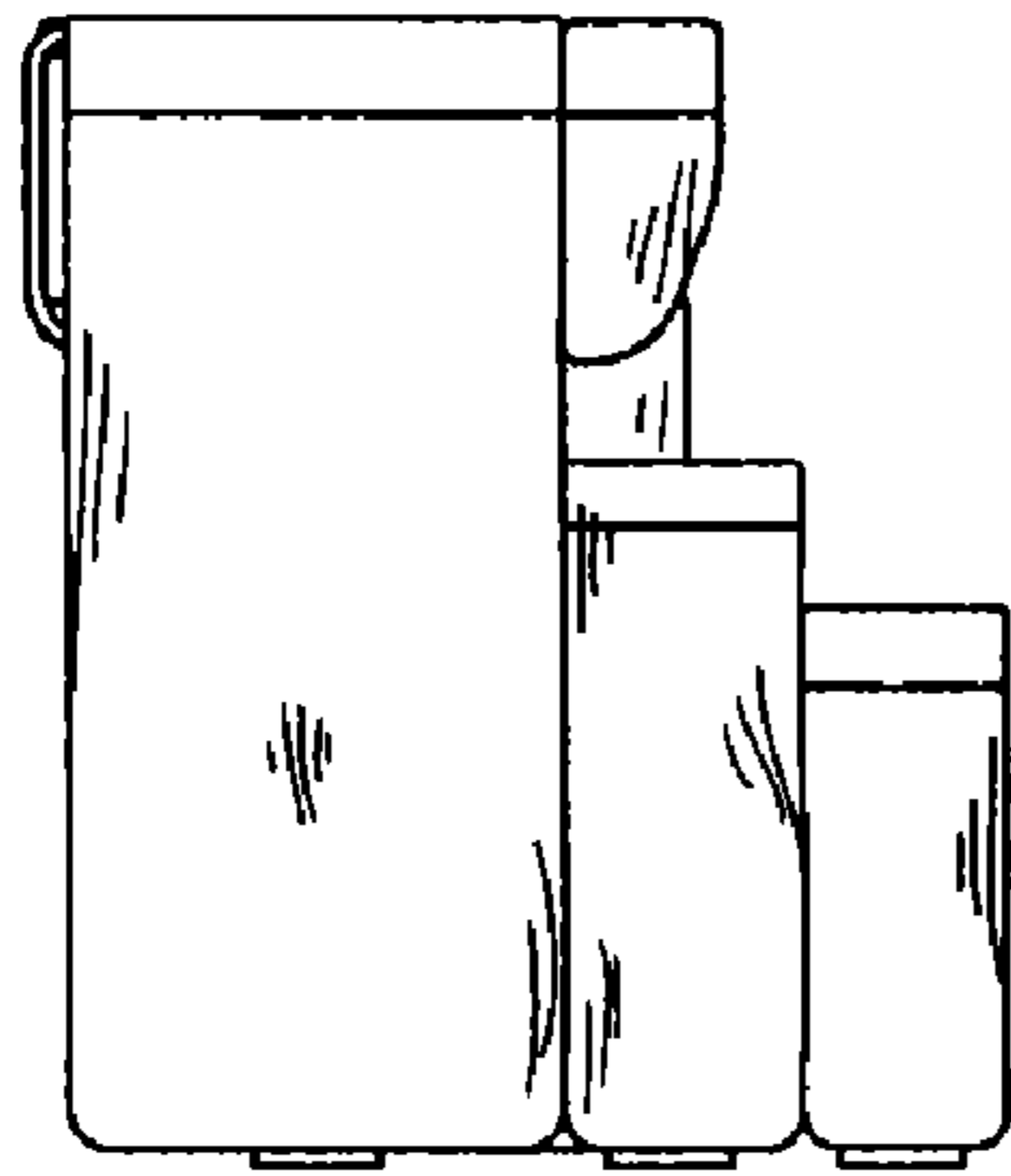


Fig. 7

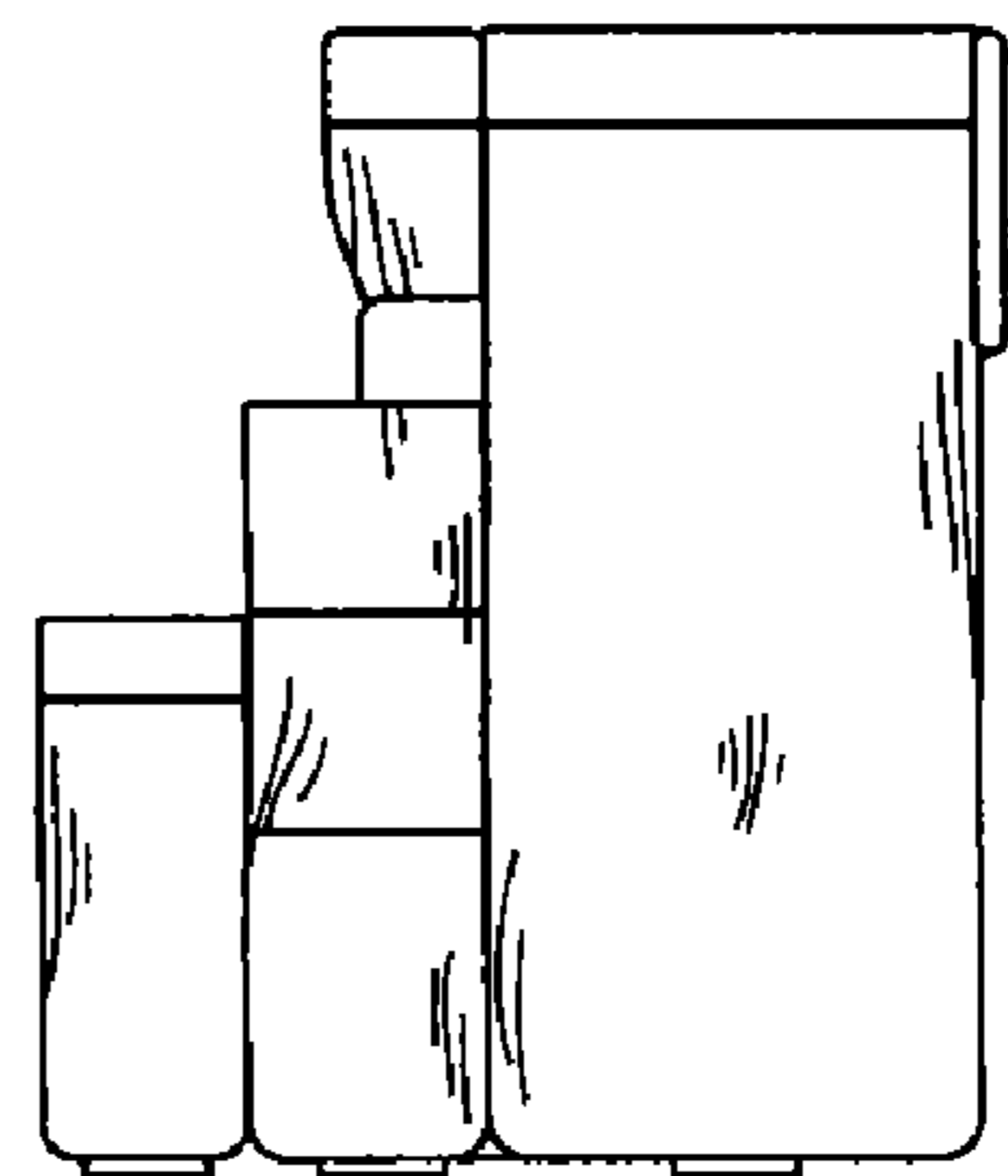


Fig. 8

