



US00D618899S

(12) **United States Design Patent**
Hoogendoorn et al.

(10) **Patent No.:** **US D618,899 S**
(45) **Date of Patent:** **** Jul. 6, 2010**

(54) **UMBRELLA**

(75) Inventors: **Gerrit Hoogendoorn**, Delft (NL);
Philip Jeroen Peter Hess, Delft (NL);
Gerardus Maria Kool, The Hague (NL)

(73) Assignee: **Senz Technologies B.V.**, Al Delft (NL)

(**) Term: **14 Years**

(21) Appl. No.: **29/332,714**

(22) Filed: **Feb. 24, 2009**

Related U.S. Application Data

(62) Division of application No. 29/273,045, filed on Feb. 23, 2007, now Pat. No. Des. 599,103.

(30) **Foreign Application Priority Data**

Aug. 25, 2006 (EM) 0005790320001
Aug. 25, 2006 (EM) 0005790320002

(51) **LOC (9) Cl.** **03-03**

(52) **U.S. Cl.** **D3/5**

(58) **Field of Classification Search** D3/5,
D3/6, 10-17; 135/15.1, 16, 17, 19, 20.1,
135/25.1, 25.2, 25.4, 25.33, 26, 29-31, 33.4,
135/33.41

See application file for complete search history.

(56) **References Cited**

U.S. PATENT DOCUMENTS

229,685 A 7/1880 Ege
1,749,363 A 3/1930 Venner
2,111,578 A 3/1938 Weaver
2,144,141 A 1/1939 Brandon
2,948,289 A 8/1960 Owczarek
D228,975 S 10/1973 Schertz

4,368,749 A 1/1983 Lindler et al.
D342,378 S * 12/1993 Pedorella D3/6
5,372,155 A 12/1994 You
5,505,221 A 4/1996 Gao
5,611,364 A * 3/1997 Woods et al. 135/21
D379,116 S 5/1997 Selberg
5,690,131 A 11/1997 Voigt
D419,759 S 2/2000 Goudarzi
D437,109 S 2/2001 Muscella
6,298,867 B1 10/2001 Chang
D503,036 S 3/2005 Di Cesare

FOREIGN PATENT DOCUMENTS

BE 381251 8/1931
EP 0444965 A1 9/1991
FR 1380763 3/1965
FR 2598895 A1 11/1987

* cited by examiner

Primary Examiner—T. Chase Nelson
Assistant Examiner—Anhdao Doan
(74) *Attorney, Agent, or Firm*—The Webb Law Firm

(57) **CLAIM**

The ornamental design for an umbrella, as shown.

DESCRIPTION

FIG. 1 is a bottom view of an umbrella in accordance with the present invention;

FIG. 2 is a front view thereof;

FIG. 3 a left side view thereof;


FIG. 4 is a right side perspective view thereof;

FIG. 5 is a top perspective view thereof;

FIG. 6 is a right side view thereof; and,

FIG. 7 is a top view thereof.

1 Claim, 7 Drawing Sheets



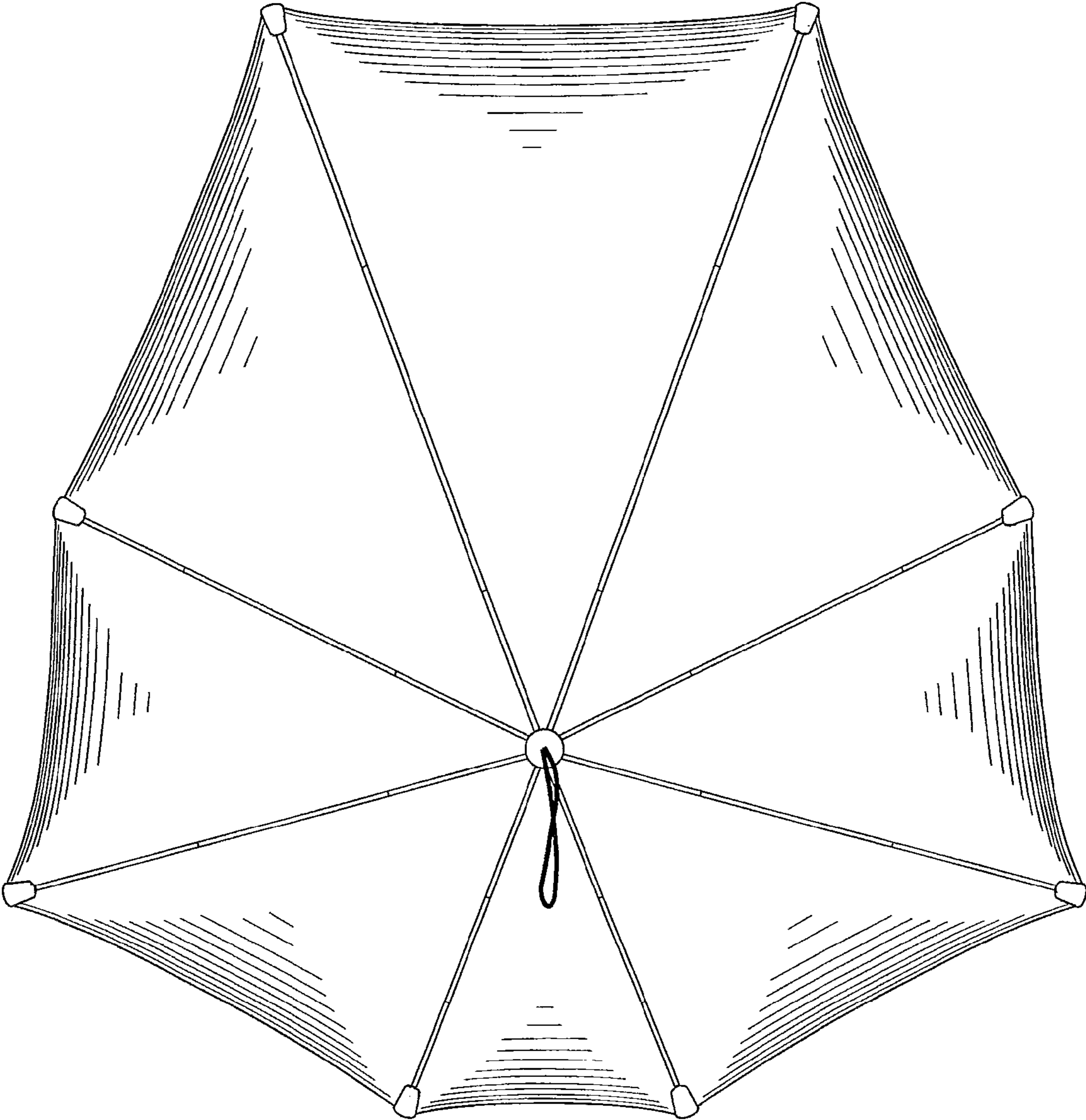


FIG. 1



FIG. 2



FIG. 3




FIG. 4

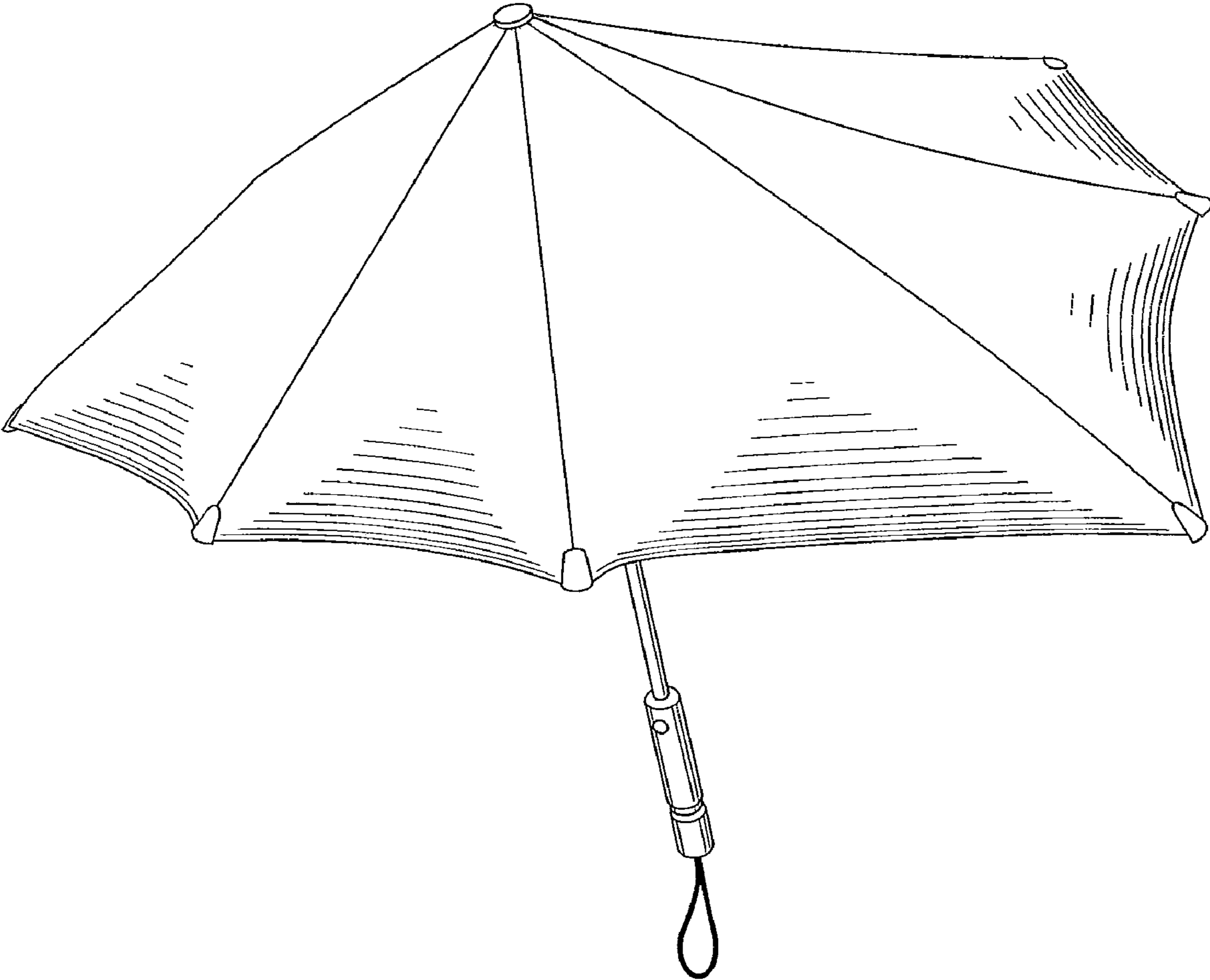


FIG. 5



FIG. 6

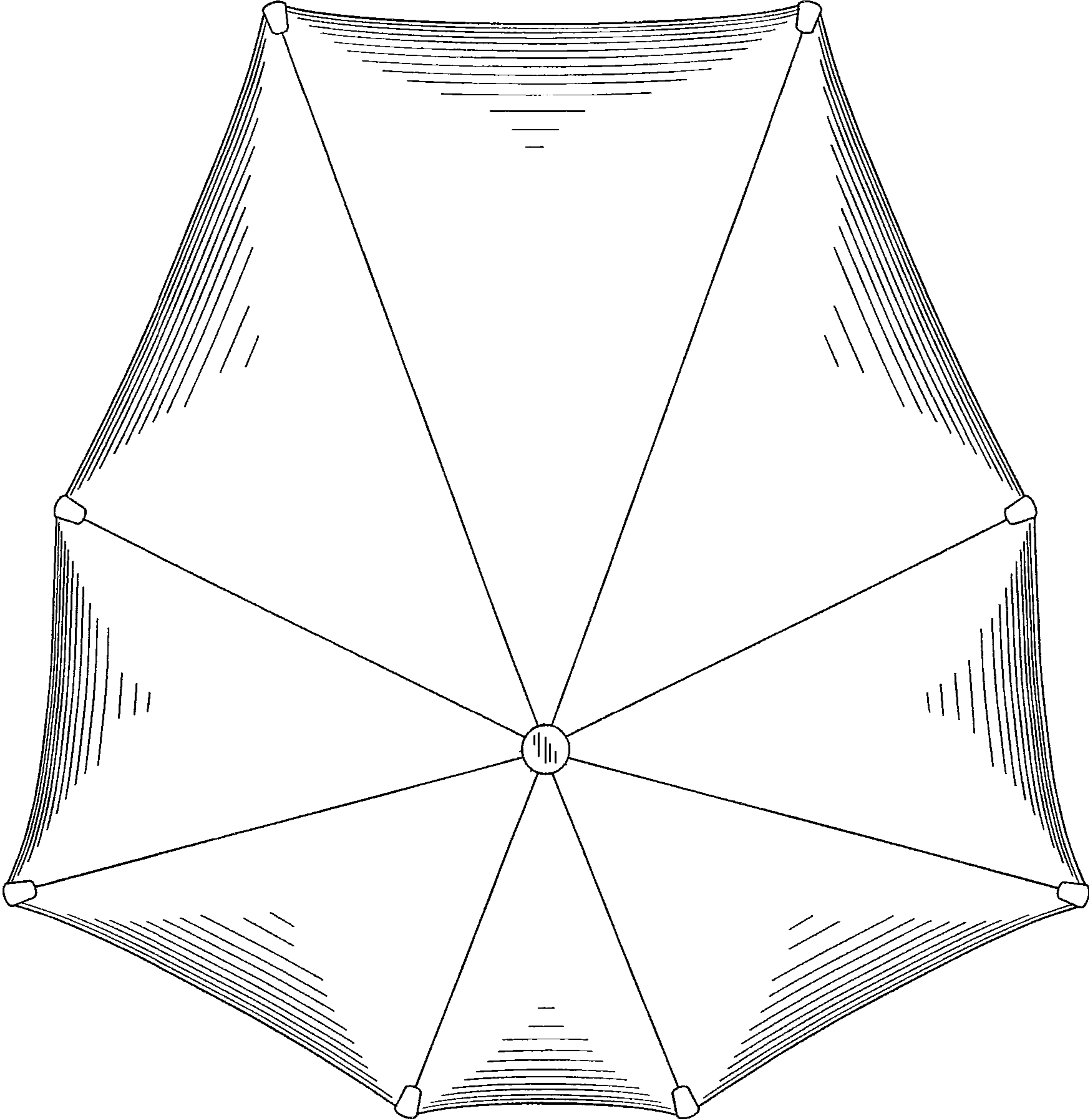


FIG. 7