



US00D618895S

(12) **United States Design Patent**
Wolff

(10) **Patent No.:** **US D618,895 S**

(45) **Date of Patent:** **** Jul. 6, 2010**

(54) **GOLF SHOE OUTSOLE**

D586,543 S * 2/2009 Wolff D2/954
D605,838 S * 12/2009 Foust D2/957

(75) Inventor: **Gary Wolff**, Fenton, MO (US)

* cited by examiner

(73) Assignee: **Wolff Shoe Company**, Fenton, MO (US)

Primary Examiner—Celia A Murphy

(**) Term: **14 Years**

(74) *Attorney, Agent, or Firm*—Paul M. Denk

(21) Appl. No.: **29/316,290**

(57) **CLAIM**

(22) Filed: **Sep. 10, 2009**

The ornamental design for the golf shoe outsole, as shown and described.

(51) **LOC (9) Cl.** **02-04**

(52) **U.S. Cl.** **D2/955; D2/954; D2/959**

(58) **Field of Classification Search** D2/902,
D2/947, 951, 954, 955, 959, 960; 36/3 B,
36/25 R, 32 R, 34 R, 59 R, 67 A

See application file for complete search history.

DESCRIPTION

(56) **References Cited**

U.S. PATENT DOCUMENTS

D287,302 S	*	12/1986	Peterson	D2/961
5,313,718 A	*	5/1994	McMahon et al.	36/59 C
D356,884 S	*	4/1995	Ho	D2/902
D379,115 S	*	5/1997	Kramer	D2/968
D395,156 S	*	6/1998	Adam	D2/947
D483,933 S	*	12/2003	Adams et al.	D2/955
D504,555 S	*	5/2005	Urie	D2/955
D530,066 S	*	10/2006	Earle	D2/954
D548,434 S	*	8/2007	McClaskie	D2/953

FIG. 1 is a perspective view of a golf shoe outsole showing my new design;

FIG. 2 is a bottom plan view;

FIG. 3 is a top plan view;

FIG. 4 is a left side elevational view of the inverted sole;

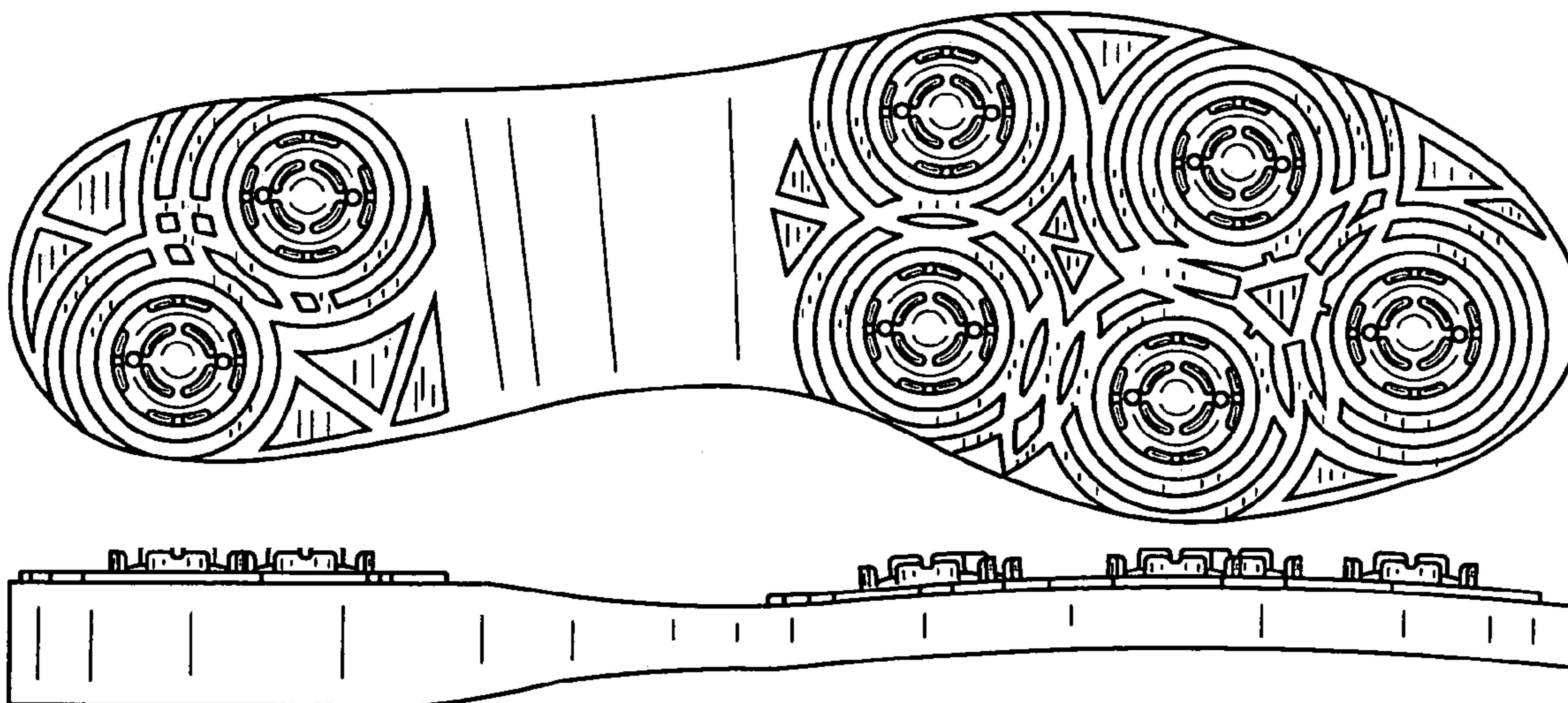
FIG. 5 is a right side elevational view of said sole;

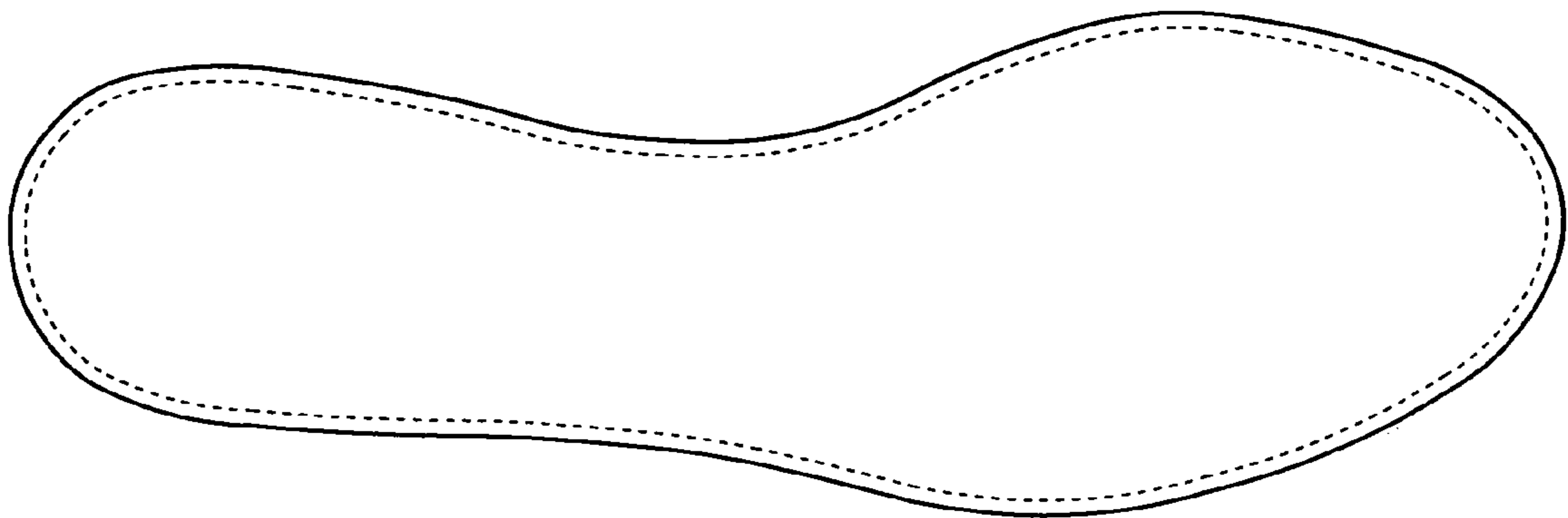

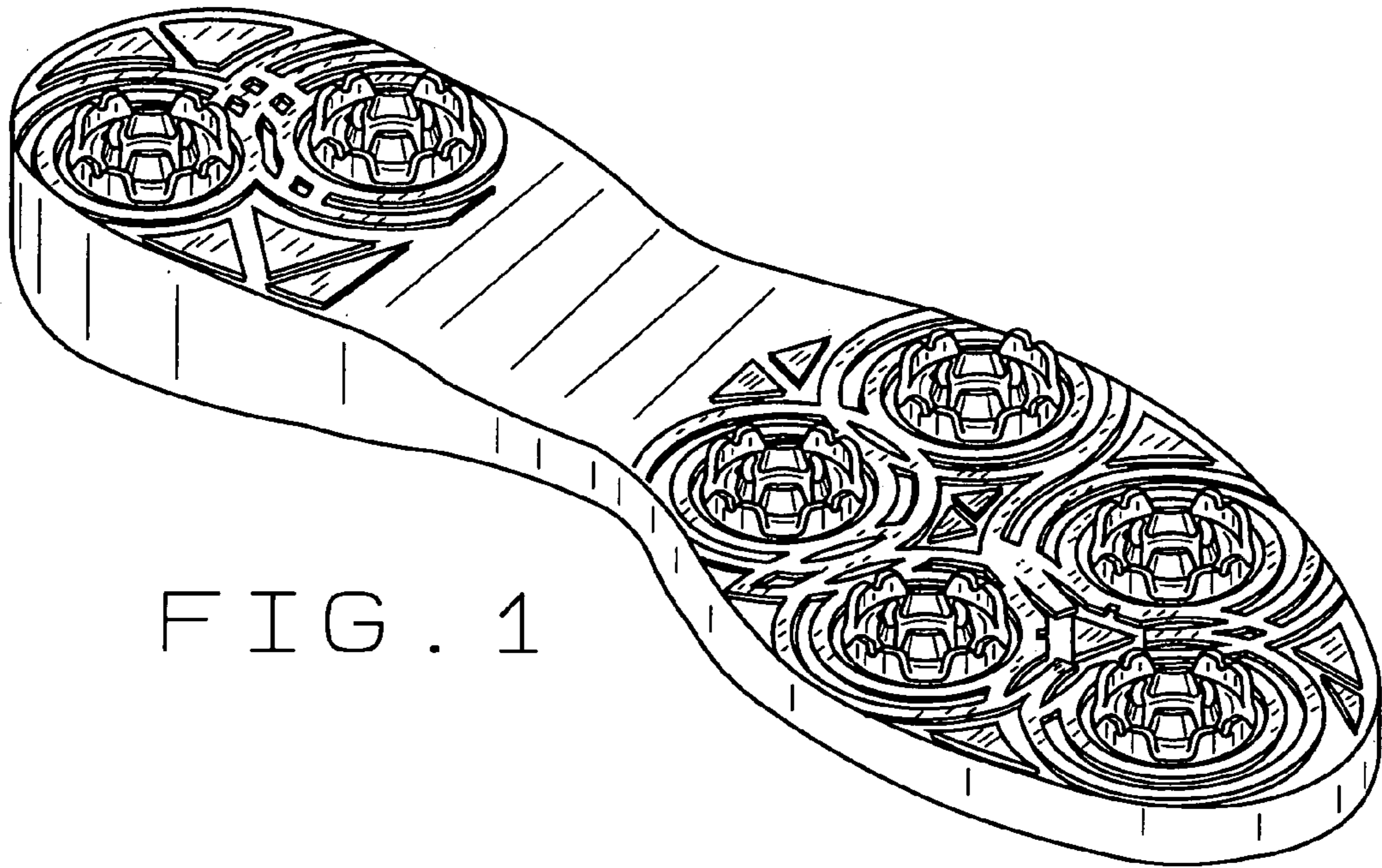
FIG. 6 is a rear view thereof; and,

FIG. 7 is a front view.

The broken lines immediately adjacent to the solid lines in FIGS. 3 and 7 represent an internal boundary of the design with the broken lines and the area within them forming no part of the claim.

1 Claim, 2 Drawing Sheets





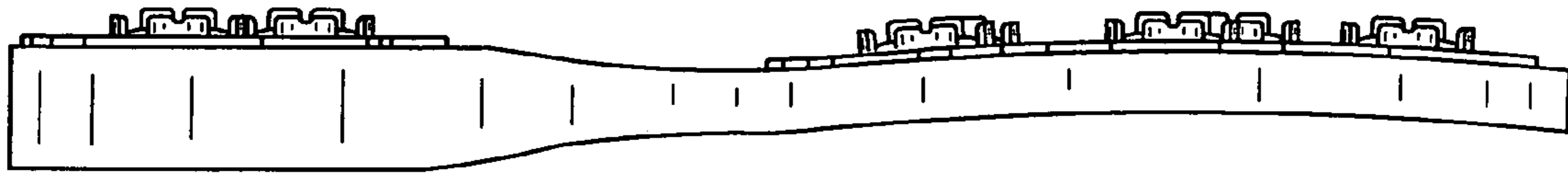


FIG. 4

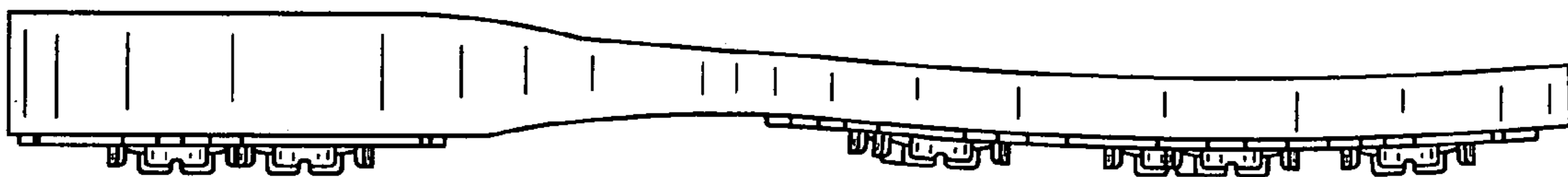


FIG. 5

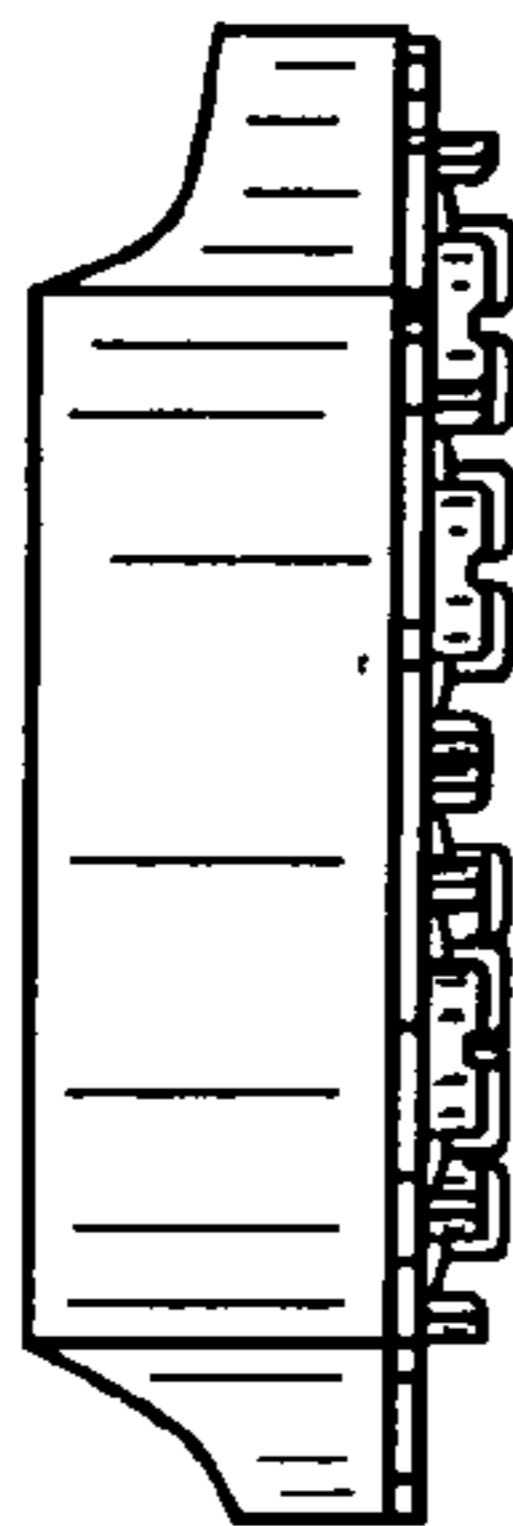


FIG. 6

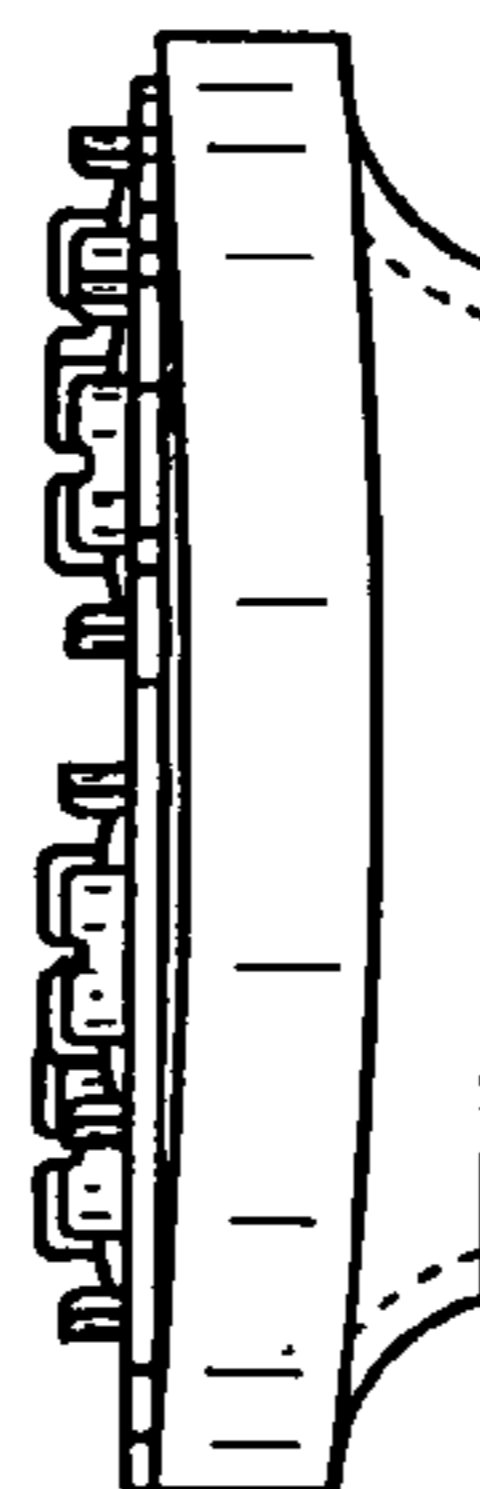


FIG. 7