



US00D618894S

(12) **United States Design Patent**  
**Tæstensen**

(10) **Patent No.:** **US D618,894 S**

(45) **Date of Patent:** **\*\* Jul. 6, 2010**

(54) **SHOE SOLE**

(75) Inventor: **Niki Tæstensen**, Vejle Ø (DK)

(73) Assignee: **Ecco Sko A/S**, Bredebro (DK)

(\*\*) Term: **14 Years**

(21) Appl. No.: **29/356,357**

(22) Filed: **Feb. 24, 2010**

(30) **Foreign Application Priority Data**

Aug. 26, 2009 (EP) ..... 001604406-0007

(51) **LOC (9) Cl.** ..... **02-01**

(52) **U.S. Cl.** ..... **D2/953; D2/951; D2/960**

(58) **Field of Classification Search** ..... D2/947,  
D2/951, 952, 953, 957, 959, 960; D25/153,  
D25/156; 36/3 B, 22 R, 24.5, 25 R, 67 A,  
36/59 C, 103

See application file for complete search history.

(56) **References Cited**

**U.S. PATENT DOCUMENTS**

- 1,528,782 A \* 3/1925 Perry ..... 36/59 C
- 1,560,995 A \* 11/1925 Kaplan ..... 36/59 C
- 2,833,057 A \* 5/1958 Hack ..... 36/59 C
- 2,930,149 A \* 3/1960 Hack et al. .... 36/28
- D201,952 S \* 8/1965 Johns ..... D2/956
- 4,096,649 A \* 6/1978 Saurwein ..... 36/32 R
- D259,595 S \* 6/1981 Famolare, Jr. .... D2/955
- D287,302 S \* 12/1986 Peterson ..... D2/961
- D290,423 S \* 6/1987 Peterson ..... D2/961
- D290,543 S \* 6/1987 Yonkers ..... D2/953
- D324,448 S \* 3/1992 Blissett ..... D2/953
- D329,131 S \* 9/1992 Ostberg ..... D2/953
- 5,203,097 A \* 4/1993 Blair ..... 36/59 C
- D387,895 S \* 12/1997 Cooper ..... D2/960
- D391,045 S \* 2/1998 Assous ..... D2/954

- D400,344 S \* 11/1998 Avar ..... D2/954
- 6,023,859 A \* 2/2000 Burke et al. .... 36/105
- D423,202 S \* 4/2000 Lubart ..... D2/961
- D425,689 S \* 5/2000 Jannard et al. .... D2/956
- D427,755 S \* 7/2000 Tresser ..... D2/955
- D429,411 S \* 8/2000 Gillespie ..... D2/960
- D449,156 S \* 10/2001 McClaskie ..... D2/960
- D461,295 S \* 8/2002 Pollastrelli ..... D2/953
- D480,540 S \* 10/2003 Hoyt et al. .... D2/896
- D482,187 S \* 11/2003 McClaskie ..... D2/960
- D482,852 S \* 12/2003 Belley et al. .... D2/957
- 6,792,698 B2 \* 9/2004 Kobayashi et al. .... 36/59 C
- D515,791 S \* 2/2006 McClaskie ..... D2/953
- D532,189 S \* 11/2006 Truelsen ..... D2/956
- D558,964 S \* 1/2008 Truelsen ..... D2/960
- D571,087 S \* 6/2008 Dillenbeck et al. .... D2/953
- D574,134 S \* 8/2008 Petrie ..... D2/960
- 2002/0040539 A1 \* 4/2002 Kobayashi et al. .... 36/127
- 2005/0060914 A1 \* 3/2005 Fuerst ..... 36/102
- 2006/0283043 A1 \* 12/2006 Lamstein ..... 36/3 B

\* cited by examiner

*Primary Examiner*—Celia A Murphy

(74) *Attorney, Agent, or Firm*—Abelman, Frayne & Schwab

(57) **CLAIM**

The ornamental design for shoe sole, as shown and described.

**DESCRIPTION**

FIG. 1 is a top, front right side perspective view of the shoe sole of my new design;

FIG. 2 is a top plan view thereof;

FIG. 3 is a right side elevation view thereof;

FIG. 4 is a front elevation view thereof;

FIG. 5 is a left side elevation view thereof;

FIG. 6 is a rear elevation view thereof; and,

FIG. 7 is a bottom view thereof.

**1 Claim, 4 Drawing Sheets**

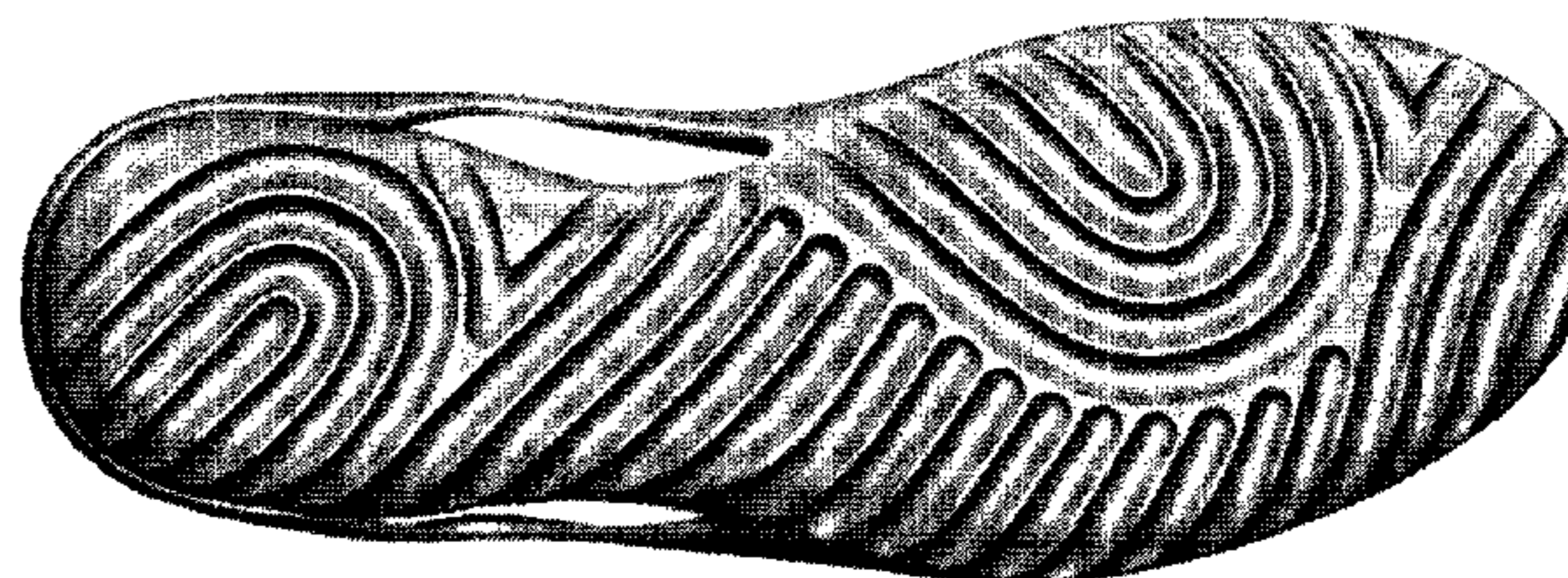


FIG. 1

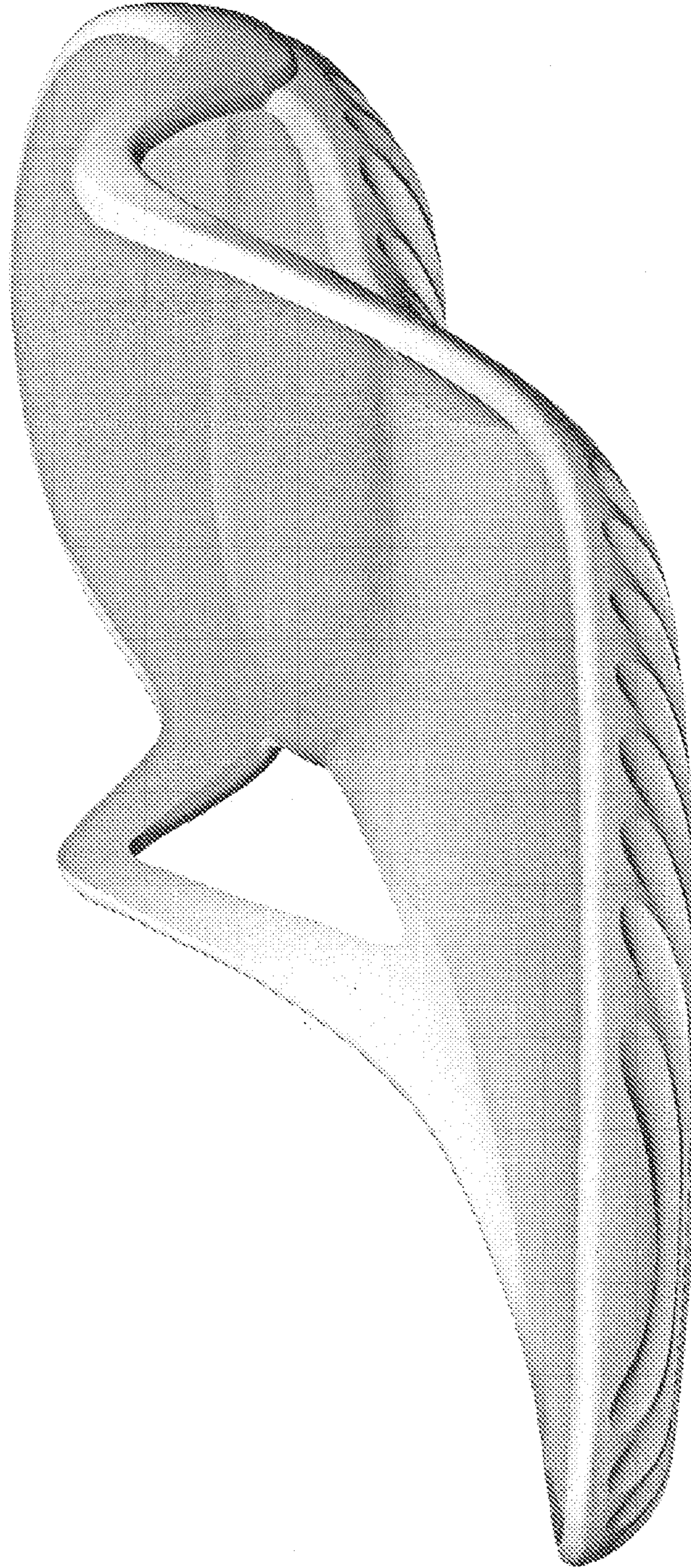


FIG. 2


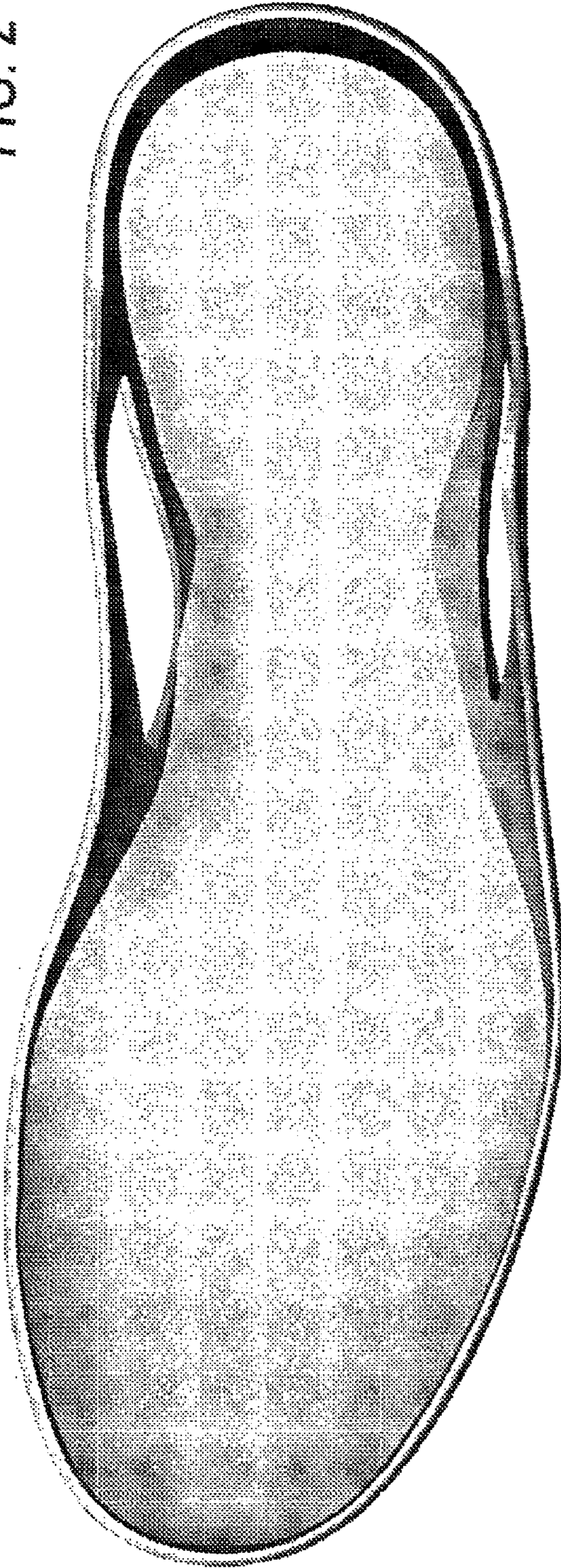


FIG. 3




FIG. 4




FIG. 5




FIG. 6

FIG. 7

