



US00D618893S

(12) **United States Design Patent**
McClaskie

(10) **Patent No.:** **US D618,893 S**
(45) **Date of Patent:** **** Jul. 6, 2010**

(54) **BOOT**
(75) Inventor: **Thomas E. McClaskie**, Bethlehem, PA (US)
(73) Assignee: **Columbia Insurance Company**, Omaha, NE (US)
(**) Term: **14 Years**
(21) Appl. No.: **29/345,061**
(22) Filed: **Oct. 8, 2009**
(51) **LOC (9) Cl.** **02-04**
(52) **U.S. Cl.** **D2/953; D2/951**
(58) **Field of Classification Search** D2/902, D2/947, 951, 952, 953, 954, 955, 957, 959, D2/960; 36/3 B, 22 R, 24.5, 25 R, 67 A, 36/59 C, 103
See application file for complete search history.

D545,534 S 7/2007 McClaskie
D549,432 S 8/2007 McClaskie
D553,835 S 10/2007 McClaskie
D554,840 S 11/2007 McClaskie
D557,884 S 12/2007 McClaskie
D557,886 S 12/2007 McClaskie
D560,052 S 1/2008 McClaskie
D560,884 S 2/2008 McClaskie
D561,433 S 2/2008 McClaskie
D566,381 S * 4/2008 Nakano et al. D2/959
D568,593 S * 5/2008 Chen D2/953
D571,085 S 6/2008 McClaskie
D606,732 S * 12/2009 McClaskie D2/951
D607,192 S * 1/2010 McClaskie D2/959
D608,999 S * 2/2010 McClaskie D2/959
2006/0272180 A1 * 12/2006 Hay 36/25 R

* cited by examiner

Primary Examiner—Celia A Murphy
(74) *Attorney, Agent, or Firm*—St. Onge Steward Johnston & Reens LLC

(56) **References Cited**
U.S. PATENT DOCUMENTS

D298,483 S * 11/1988 Liggett et al. D2/954
D302,901 S * 8/1989 Mitsui D2/959
D383,594 S * 9/1997 Elliott D2/954
D389,994 S * 2/1998 Sessa D2/953
D390,348 S * 2/1998 Meyer et al. D2/957
D415,876 S * 11/1999 Cahill D2/954
D433,215 S * 11/2000 Smith, III D2/957
D441,176 S * 5/2001 Dean D2/959
D459,063 S * 6/2002 Nason D2/953
D474,584 S 5/2003 Matis
D494,345 S * 8/2004 Werman D2/923
D495,858 S 9/2004 McClaskie
D498,904 S * 11/2004 Lee D2/953
D501,707 S 2/2005 Nakano
D509,049 S 9/2005 McClaskie
D513,840 S 1/2006 Urie
D513,842 S * 1/2006 Paytavi D2/957
D515,791 S 2/2006 McClaskie
D529,265 S * 10/2006 Corbi Rico D2/957
D531,395 S 11/2006 McClaskie
D541,511 S * 5/2007 Wu D2/956
D543,679 S * 6/2007 Edwards D2/959
D545,035 S * 6/2007 Roulo D2/959

(57) **CLAIM**


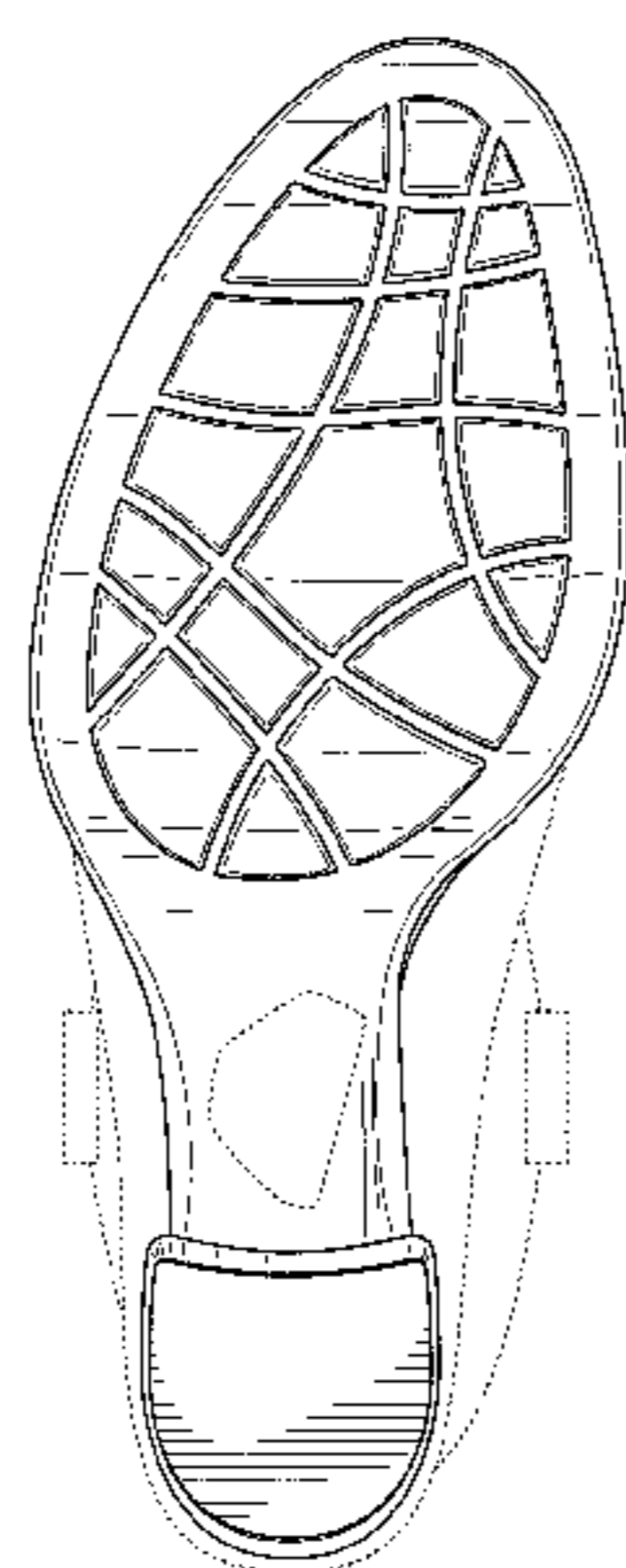
The ornamental design for a boot, as shown and described.

DESCRIPTION

FIG. 1 is a bottom perspective view of a boot in accordance with the new design;
FIG. 2 is a bottom view thereof;
FIG. 3 is a top view thereof;
FIG. 4 is a left side view thereof;
FIG. 5 is a right side view thereof;
FIG. 6 is a front view thereof; and,
FIG. 7 is a rear view thereof.

The boot upper shown in broken lines in FIGS. 1–7 is for environmental purposes only and forms no part of the claimed design. The broken lines shown in each arch area of FIGS. 1 and 2 represent boundaries of the design with the lines themselves and the areas within them forming no part of the claimed design.

1 Claim, 7 Drawing Sheets



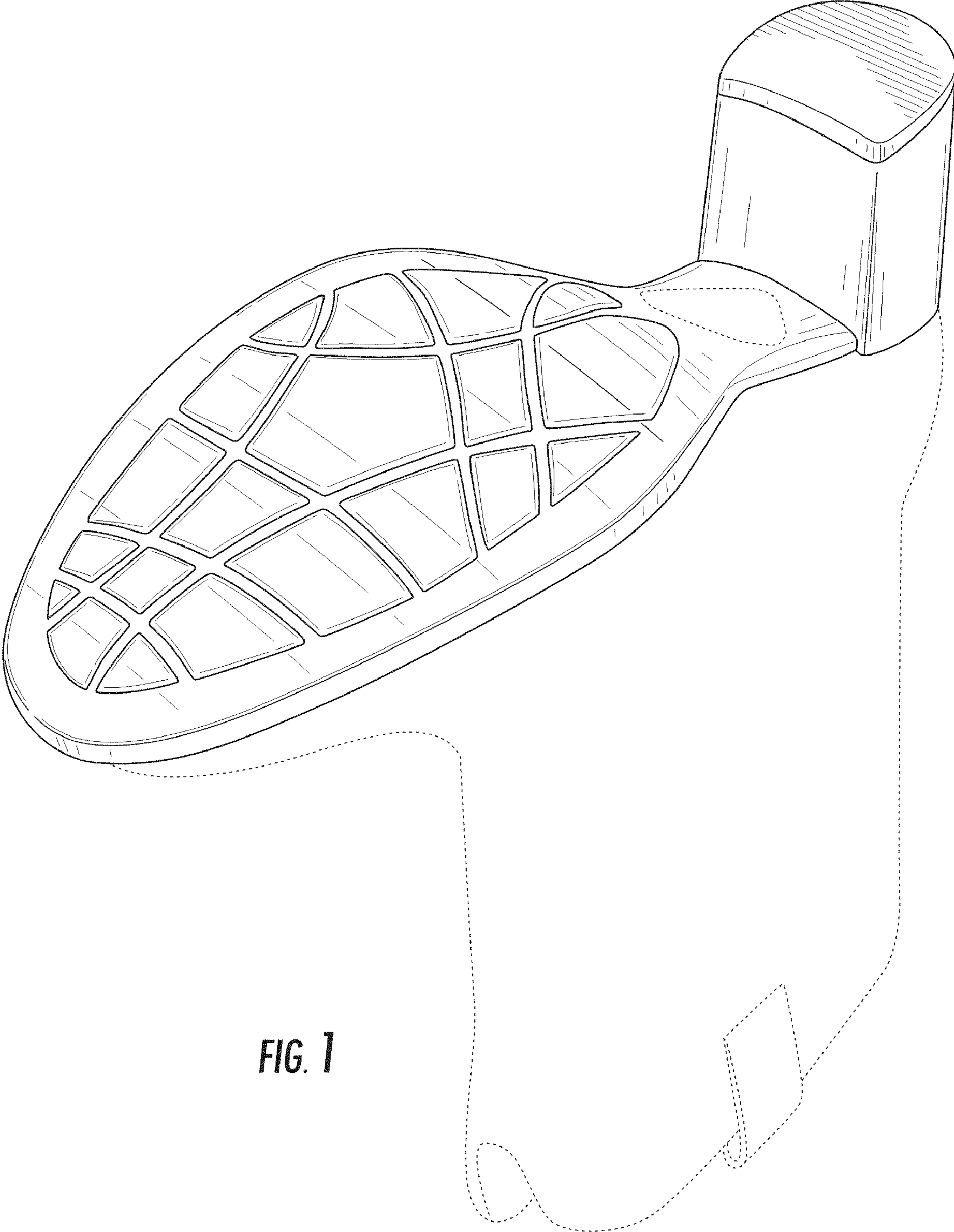


FIG. 1

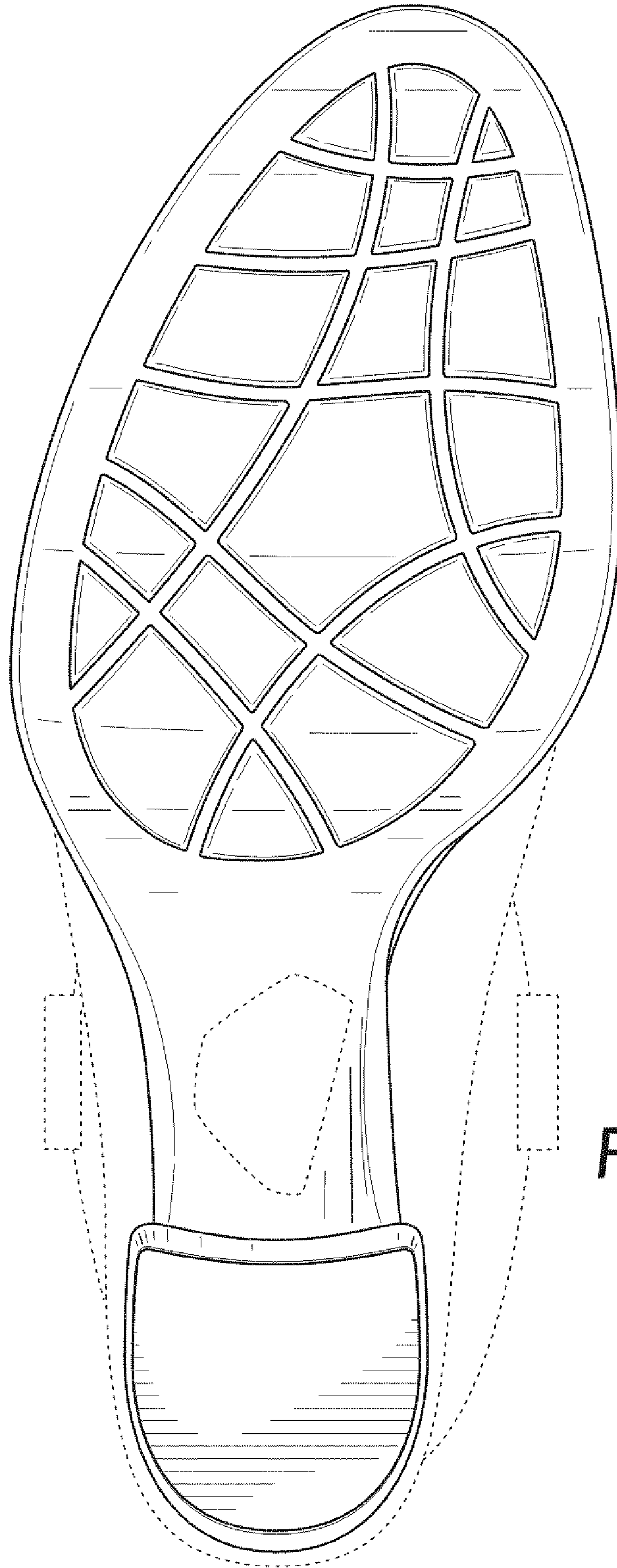


FIG. 2

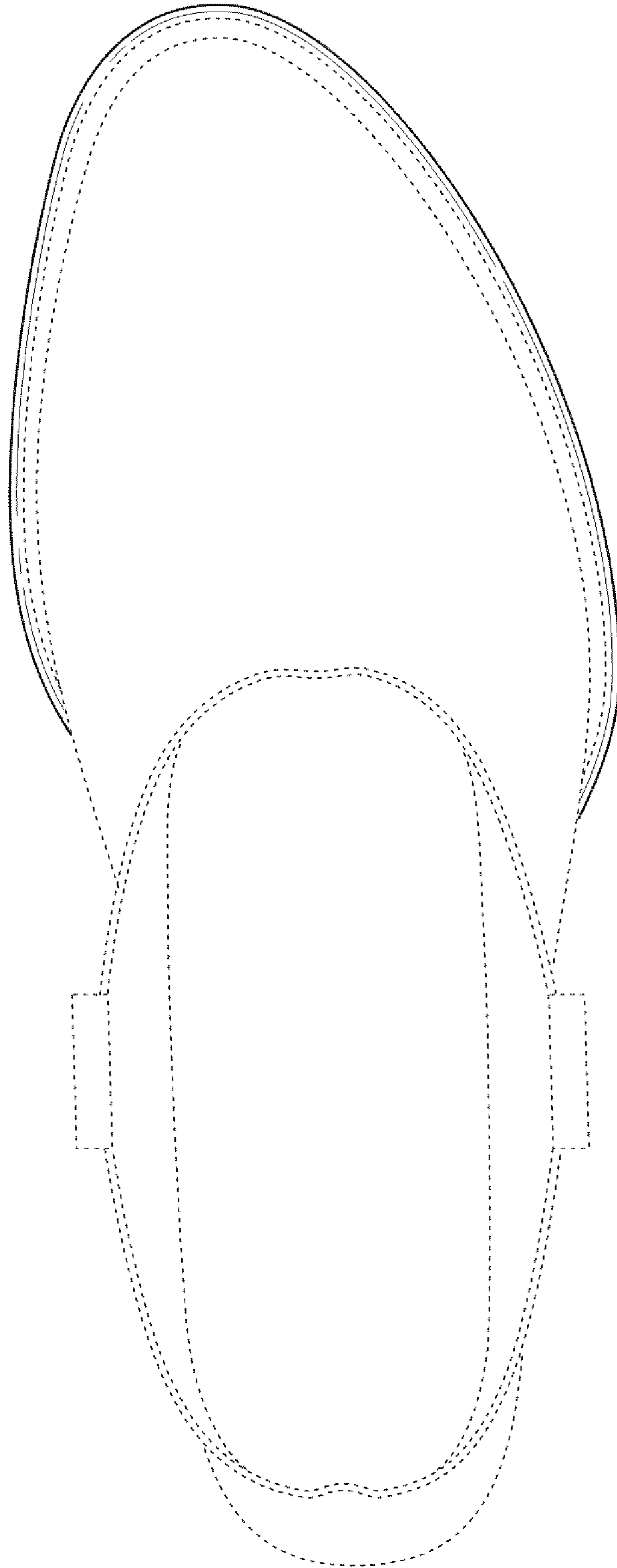


FIG. 3




FIG. 4




FIG. 5

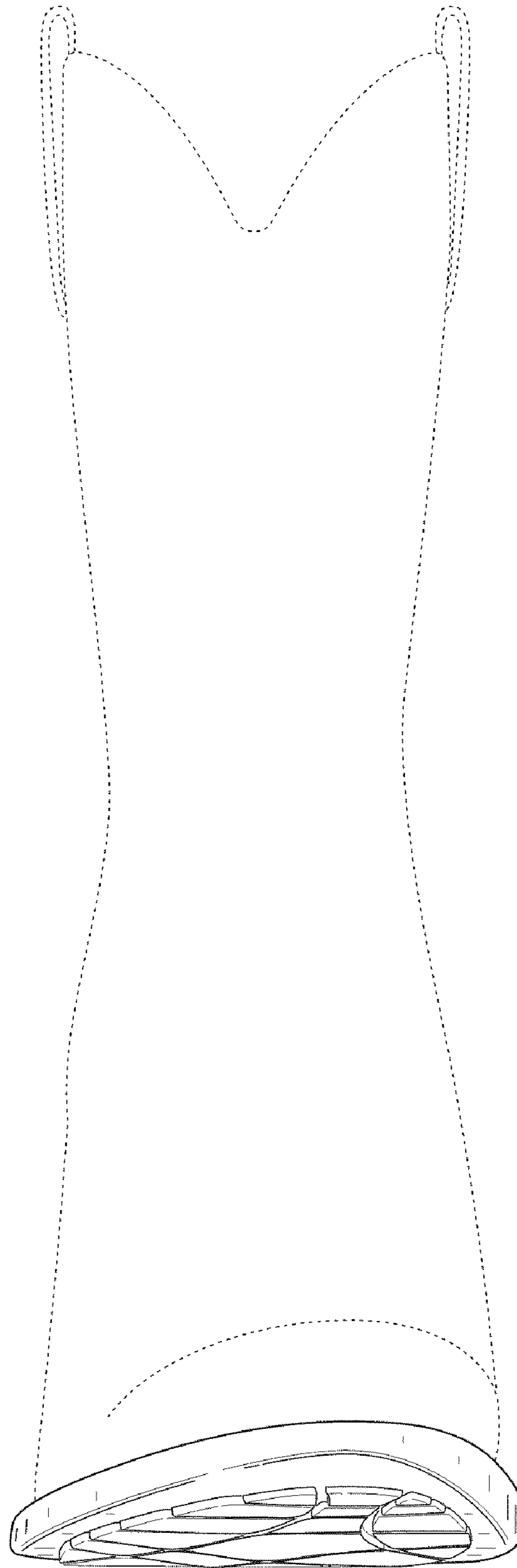


FIG. 6

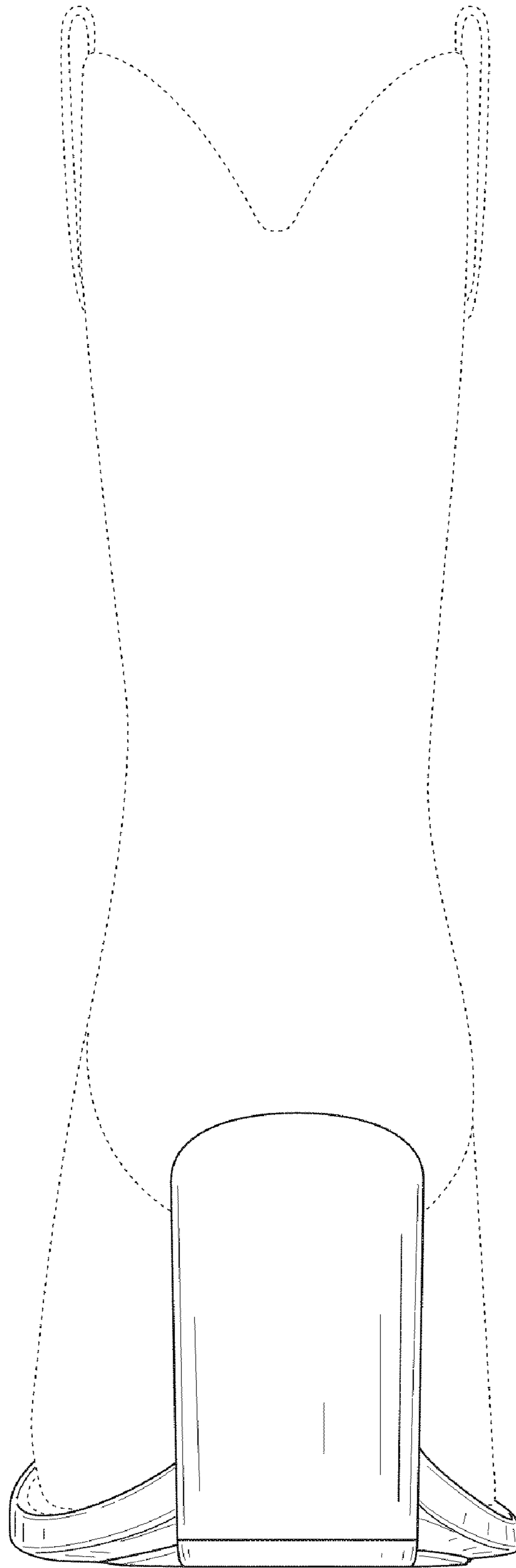


FIG. 7