



US00D618890S

(12) **United States Design Patent**
Duan

(10) **Patent No.:** **US D618,890 S**
(45) **Date of Patent:** **** Jul. 6, 2010**

(54) **SANDAL SOLE**

D572,445 S * 7/2008 Matis D2/952

(76) Inventor: **Arnold Duan**, 8666 E. Garvey Ave.,
Rosemead, CA (US) 91770

* cited by examiner

(**) Term: **14 Years**

Primary Examiner—Ian Simmons
Assistant Examiner—Dana L Sipos
(74) *Attorney, Agent, or Firm*—Raymond Y. Chan; David and
Raymond Patent Firm

(21) Appl. No.: **29/293,711**

(22) Filed: **Dec. 10, 2007**

(57) **CLAIM**

(51) **LOC (9) Cl.** **02-04**

The ornamental design for a sandal sole, as shown and
described.

(52) **U.S. Cl.** **D2/951; D2/916; D2/952**

(58) **Field of Classification Search** D2/896,
D2/947, 951–954, 957, 959–960; 36/103,
36/3 B, 7.3, 22 R, 24.5, 25 R, 32 R, 136
See application file for complete search history.

DESCRIPTION

(56) **References Cited**

U.S. PATENT DOCUMENTS

| | | | |
|--------------|---------|------------------------|--------|
| D80,875 S * | 4/1930 | Bannister | D2/952 |
| D166,472 S * | 4/1952 | Kaplan | D2/949 |
| D260,451 S * | 9/1981 | Greenblatt et al. | D2/952 |
| D287,663 S * | 1/1987 | Yung-Mao | D2/959 |
| D326,769 S * | 6/1992 | Challant | D2/959 |
| D351,274 S * | 10/1994 | Fellouhe | D2/904 |
| D393,145 S * | 4/1998 | Kayano | D2/959 |
| D402,445 S * | 12/1998 | Duan | D2/916 |
| D413,011 S * | 8/1999 | Yokoyama | D2/952 |
| D462,829 S * | 9/2002 | Rogers | D2/959 |
| D560,335 S * | 1/2008 | Turner et al. | D2/959 |

FIG. 1 is a bottom plan view of a sandal sole showing my new
design;

FIG. 2 is a top plan view thereof;

FIG. 3 is a right side elevation view thereof;

FIG. 4 is a left side elevation view thereof;

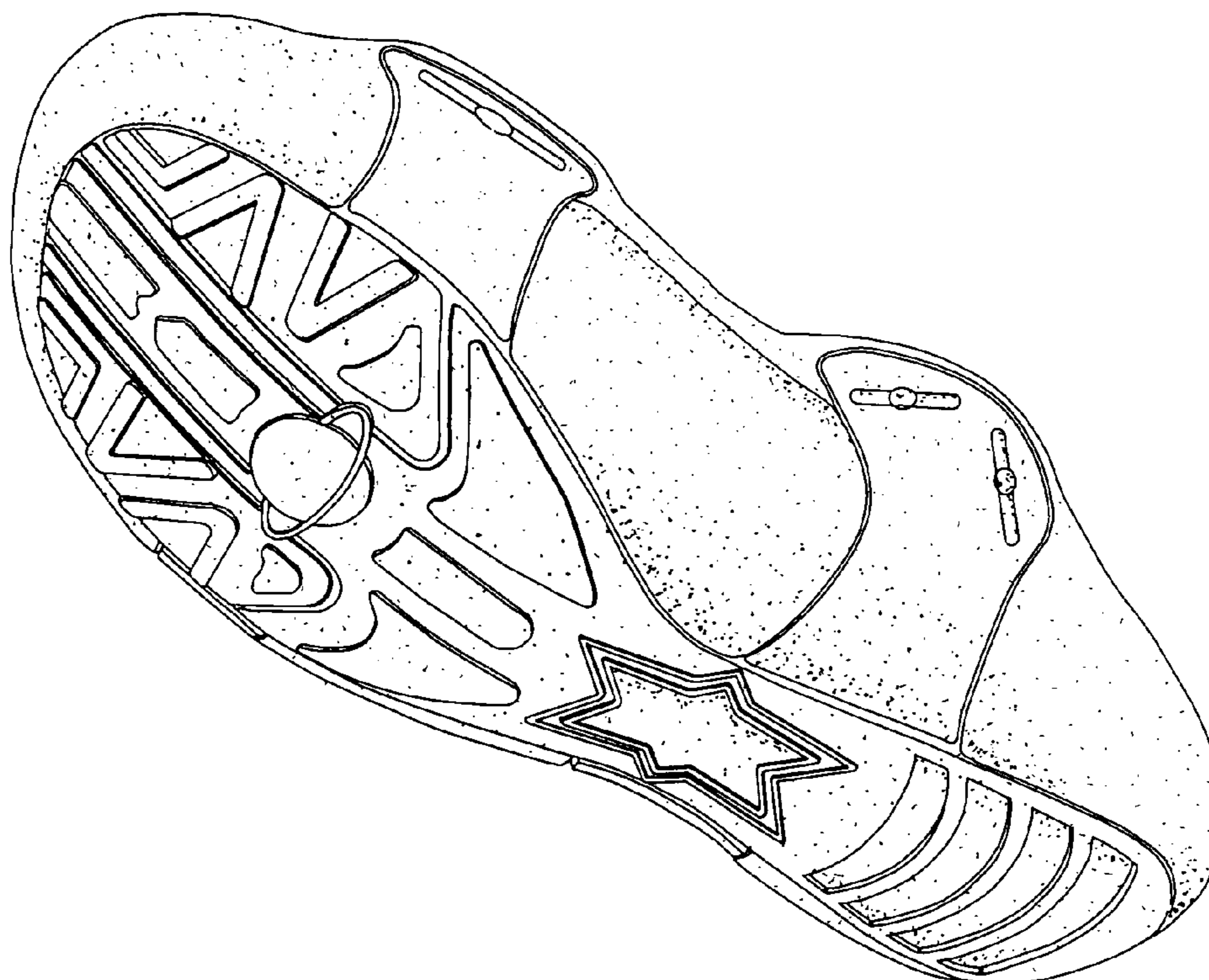
FIG. 5 is a front elevation view thereof;

FIG. 6 is a rear elevation view thereof; and,

FIG. 7 is a bottom, front, right side perspective view thereof.

The broken lines in the drawings showing the top surface
details of the sandal sole illustrate environmental structures
that form no part of the claim.

1 Claim, 7 Drawing Sheets






FIG. 1

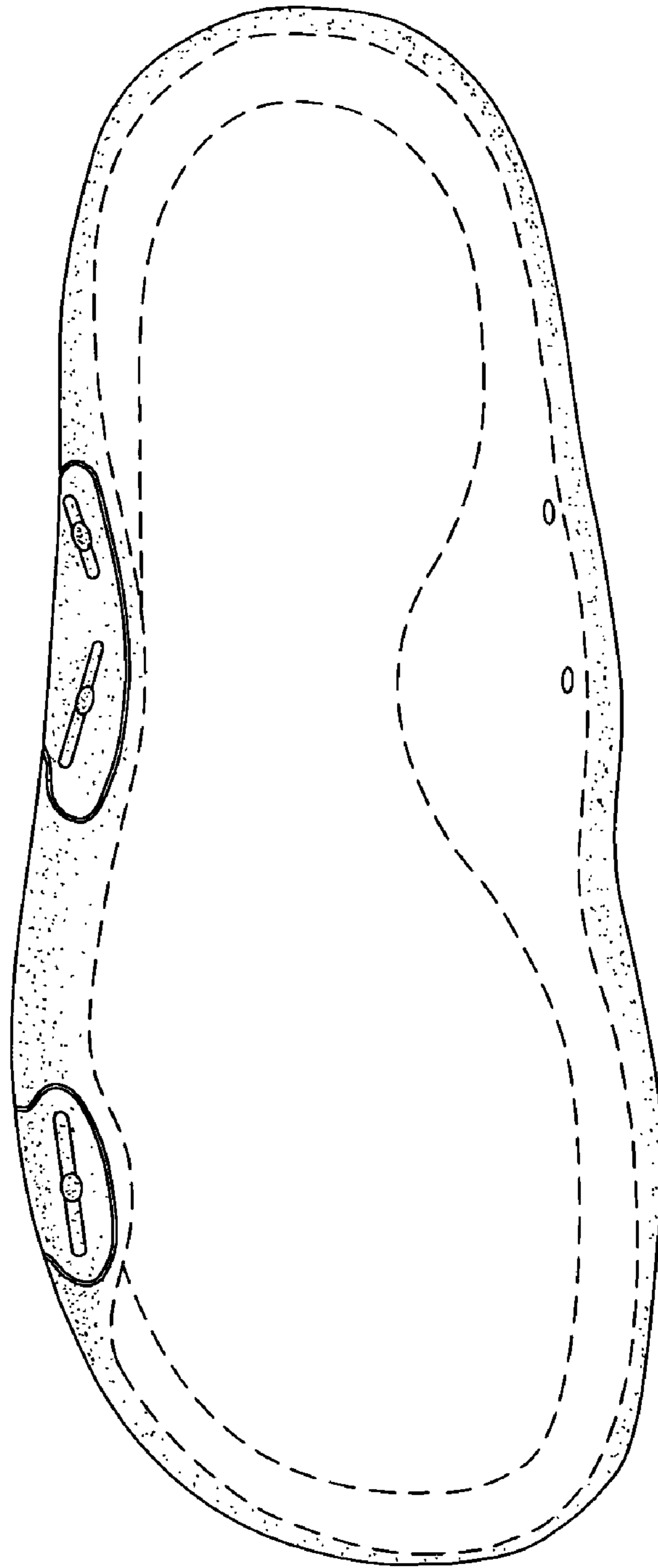


FIG. 2

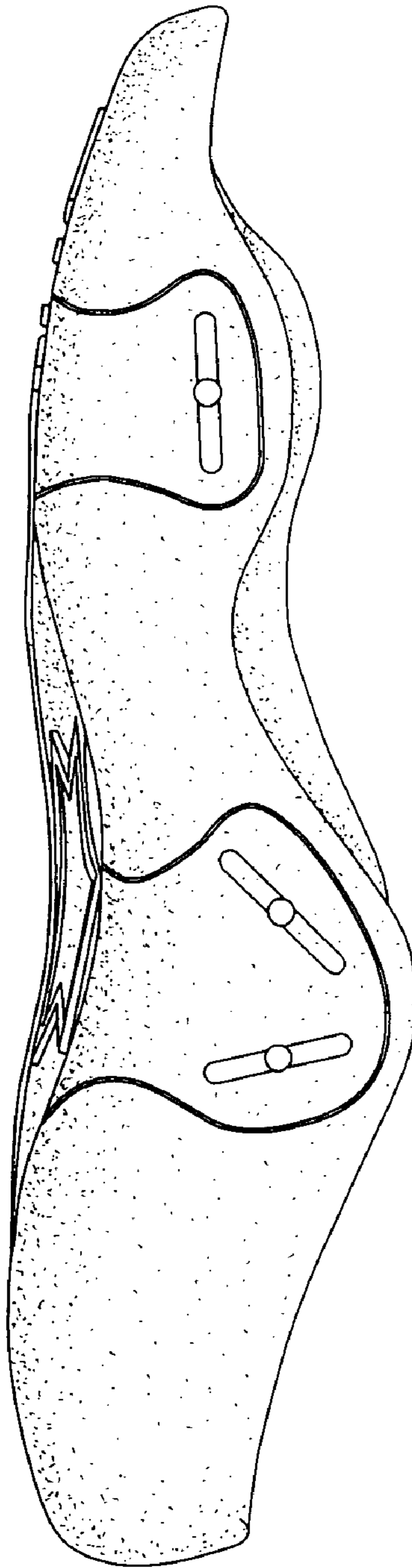


FIG. 3

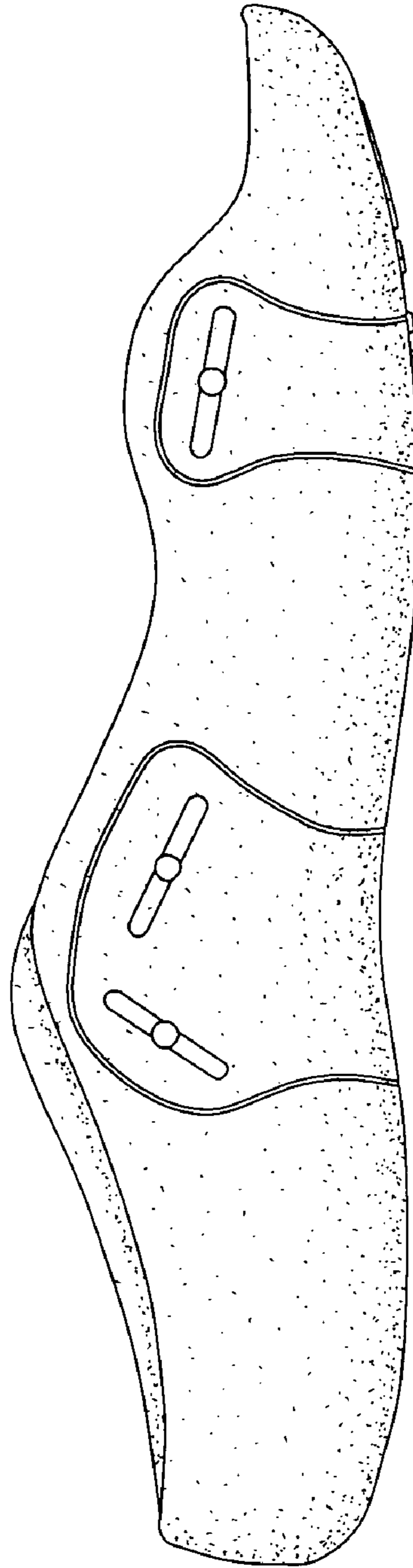


FIG. 4

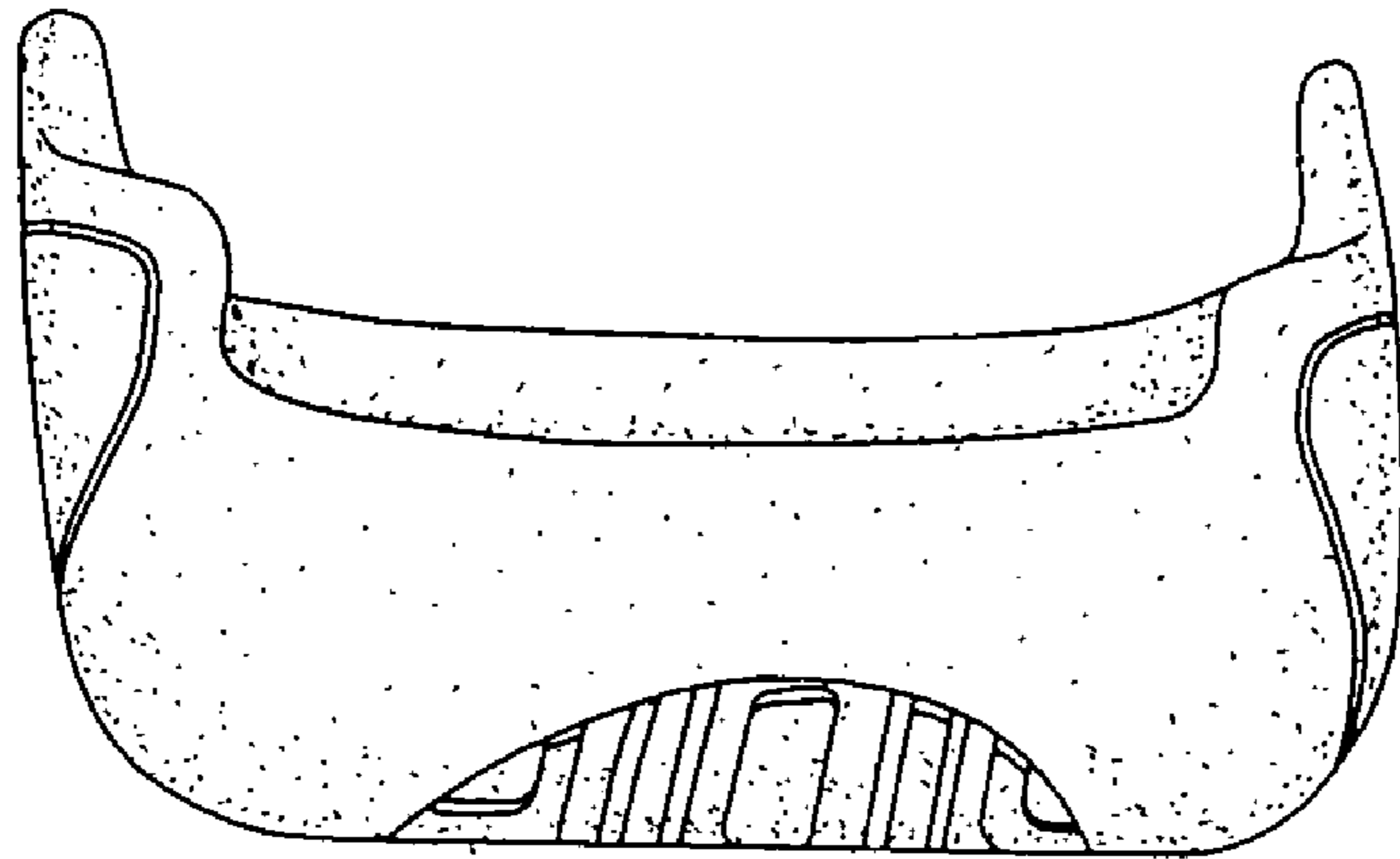


FIG. 5

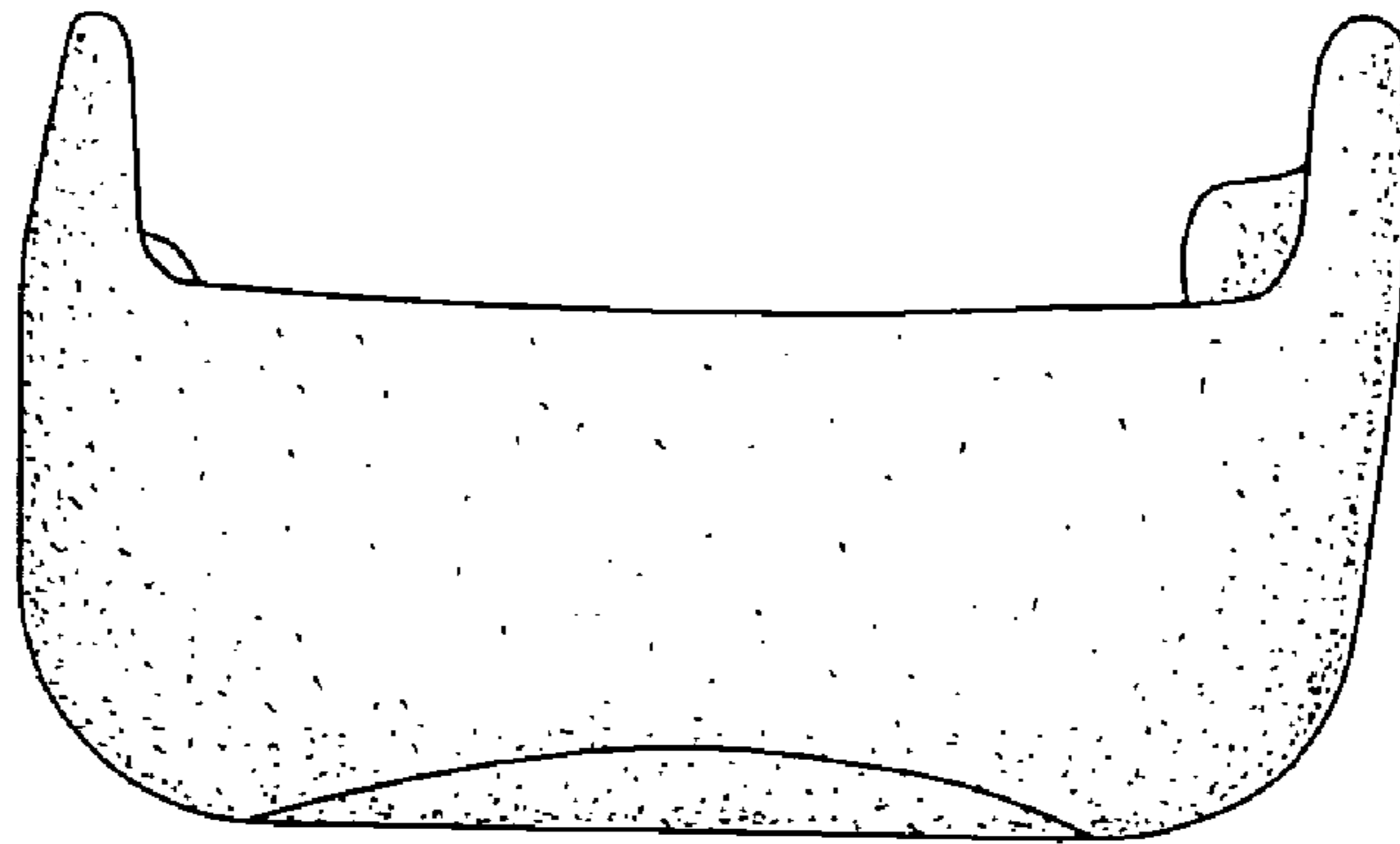


FIG. 6

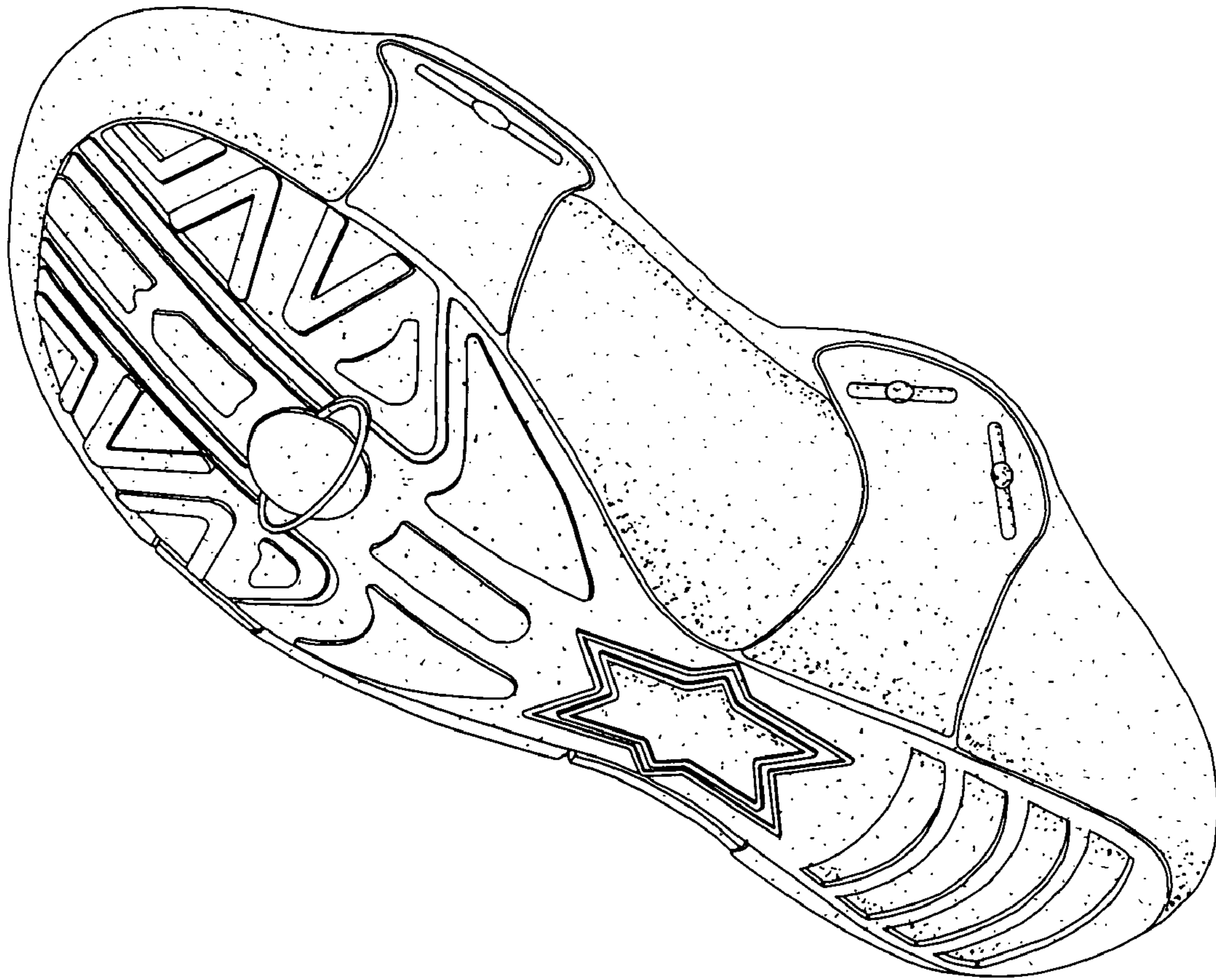


FIG. 7