



US00D61888S

(12) **United States Design Patent**  
**Durst**

(10) **Patent No.:** **US D618,888 S**  
(45) **Date of Patent:** **\*\* Jul. 6, 2010**

(54) **SOCK SLIDE**

(76) **Inventor:** **Cecilia A. Durst**, 14 Berry Patch La.,  
Glen Carbon, IL (US) 62034

(\*\*) **Term:** **14 Years**

(21) **Appl. No.:** **29/346,254**

(22) **Filed:** **Oct. 29, 2009**

(51) **LOC (9) Cl.** ..... **02-04**

(52) **U.S. Cl.** ..... **D2/896; D2/913; D2/919;**  
**D2/980**

(58) **Field of Classification Search** ..... **D2/896,**  
**D2/909, 913, 916, 919, 980, 999; 36/10,**  
**36/8.3, 71, 93, 113, 136, 11.5; 2/61, 239**  
See application file for complete search history.

(56) **References Cited**

**U.S. PATENT DOCUMENTS**

D31,422	S	*	8/1899	Kingsland	.....	D2/919
1,726,441	A	*	8/1929	Loven	.....	66/185
1,889,716	A	*	11/1932	Walker	.....	2/61
2,391,064	A	*	12/1945	McCandless	.....	2/239
2,614,341	A	*	10/1952	Abbott	.....	36/11.5
2,674,740	A	*	4/1954	Kidd	.....	2/61
D173,569	S	*	11/1954	Hartnett	.....	D2/980
2,771,691	A	*	11/1956	Luchs	.....	36/10
2,981,010	A	*	4/1961	Aaskov	.....	36/11.5
3,102,271	A	*	9/1963	Wilkerson	.....	2/239
3,311,937	A	*	4/1967	Conroy	.....	12/142 R
3,334,356	A	*	8/1967	Abel	.....	2/239

3,887,946	A	*	6/1975	Laskin et al.	.....	2/239
D294,996	S	*	4/1988	Holmes	.....	D29/121.2
5,560,226	A	*	10/1996	Throneburg	.....	66/185
6,810,603	B1	*	11/2004	Cosentino	.....	36/8.3

**OTHER PUBLICATIONS**

<http://www.nononsense.com/shoe-solutions/shoe-solutions-sheer-breathable-toe-cover.aspx>; printed Jan. 27, 2010.

\* cited by examiner

*Primary Examiner*—Robert M Spear

*Assistant Examiner*—Rashida C McCoy

(74) *Attorney, Agent, or Firm*—Sara C. Kanos; Nexsen Pruet, LLC

(57) **CLAIM**

I claim the ornamental design for a sock slide, as shown and described.

**DESCRIPTION**

FIG. 1 is a perspective view of a sock slide showing my new design;

FIG. 2 is a top view thereof;

FIG. 3 is a bottom view thereof;

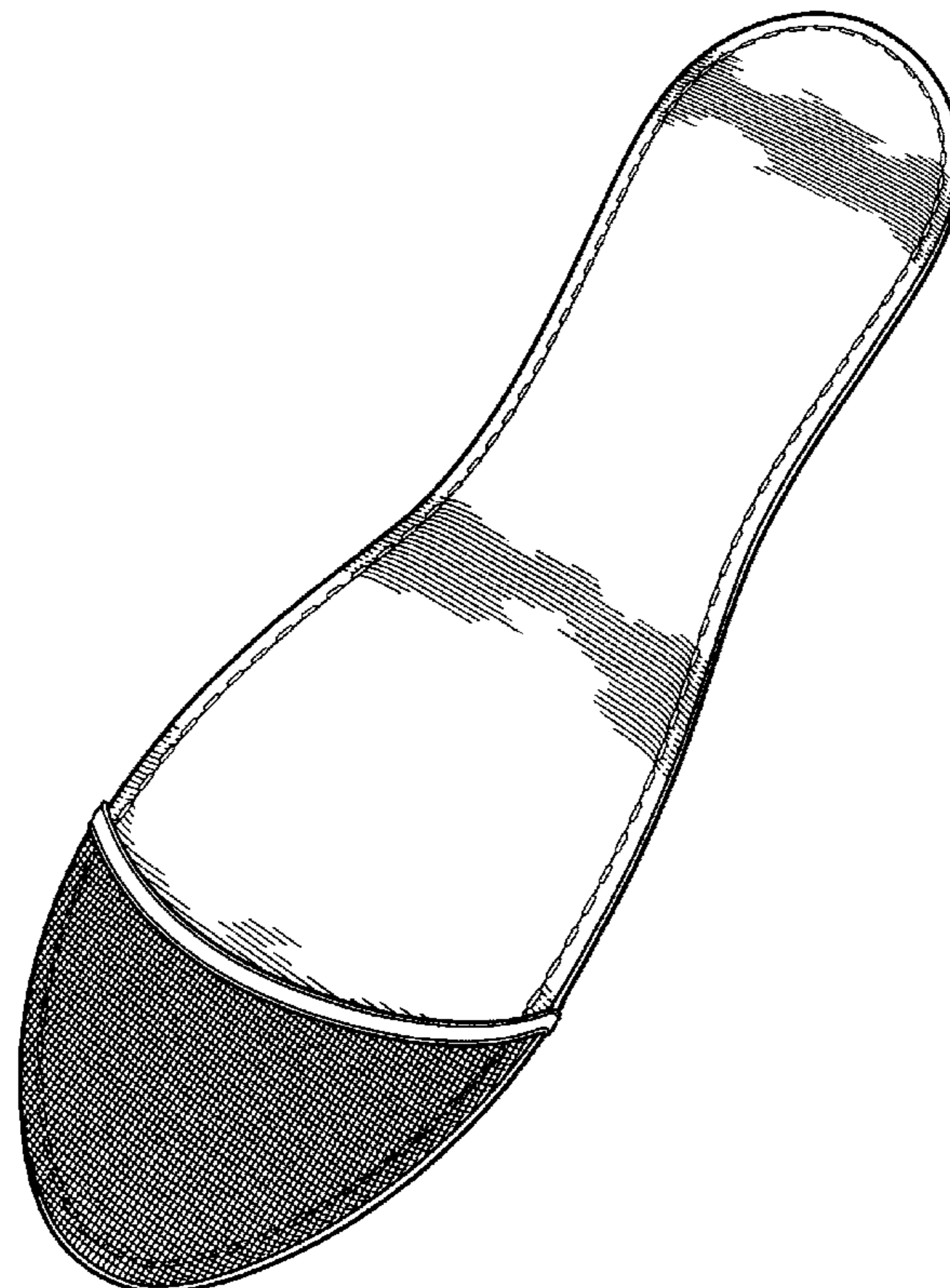
FIG. 4 is a left side elevation view thereof;

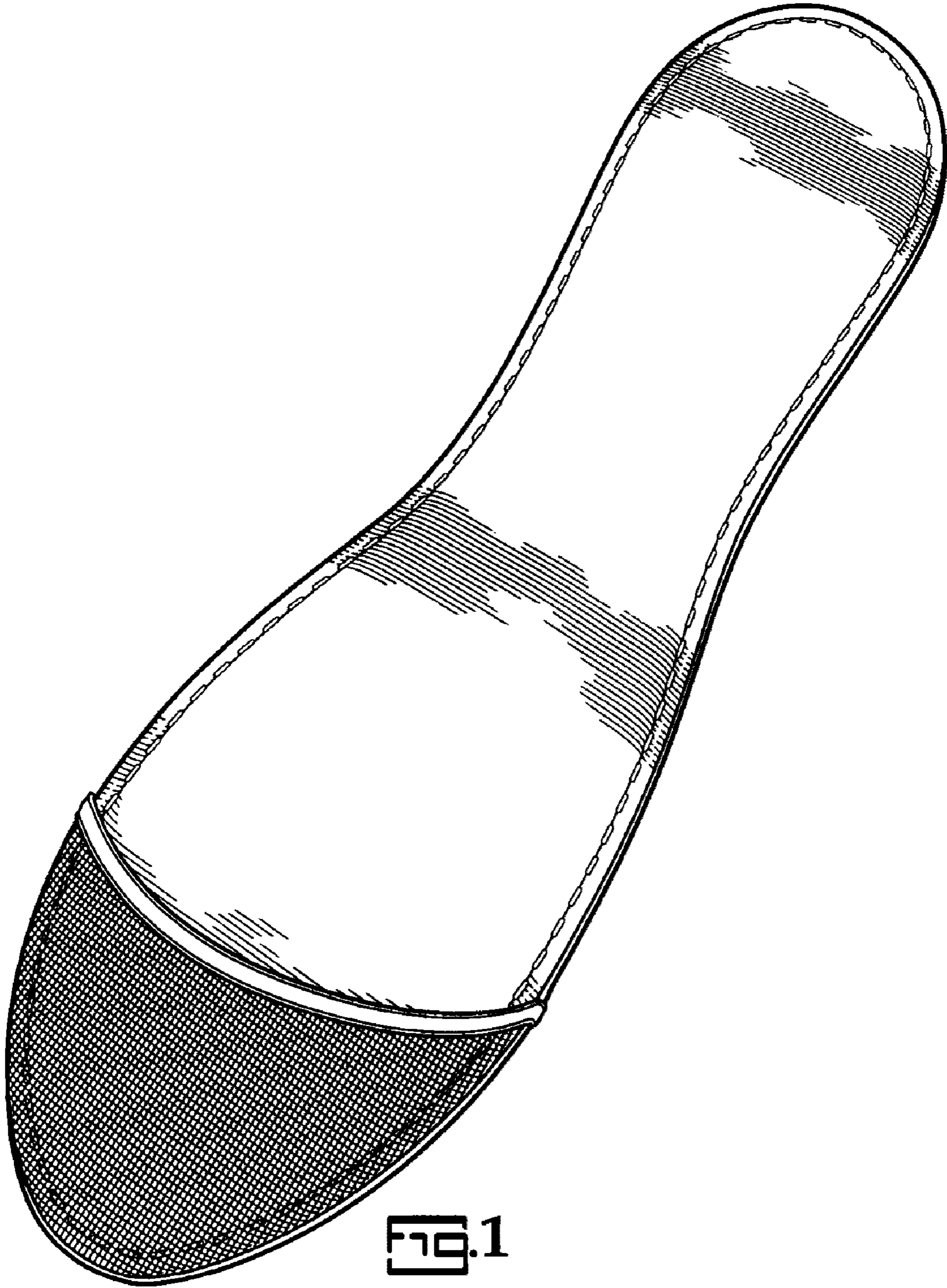
FIG. 5 is a right side elevation view thereof;

FIG. 6 is a front elevation view thereof; and,

FIG. 7 is a rear elevation view thereof.

**1 Claim, 3 Drawing Sheets**







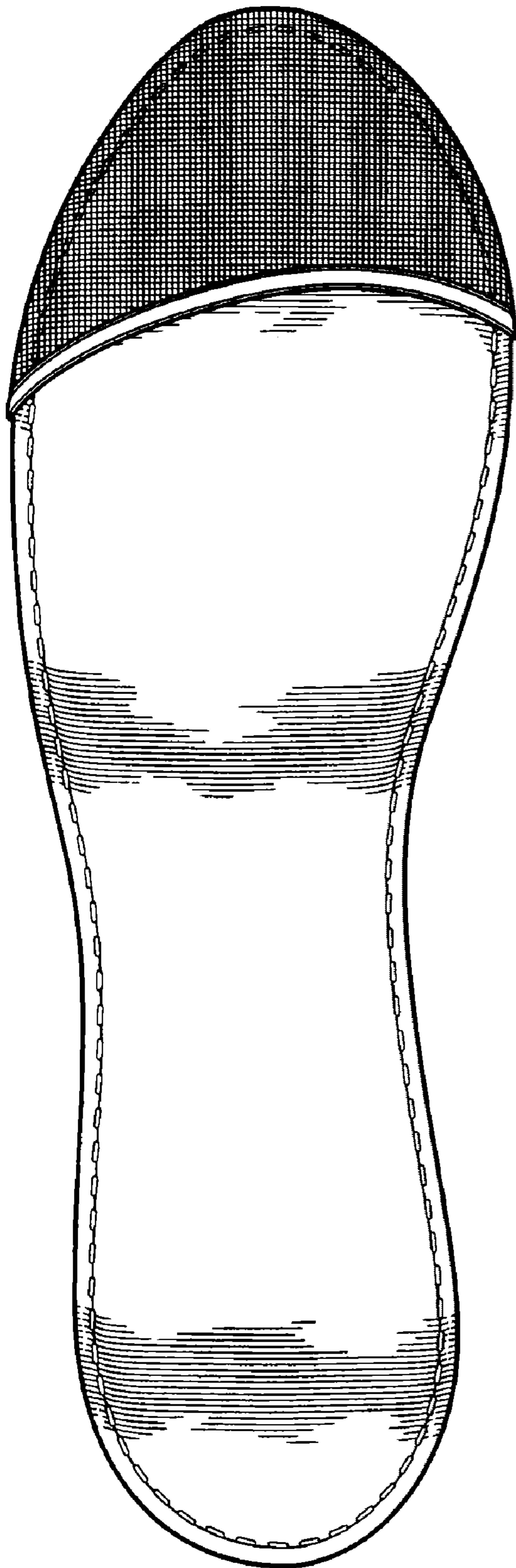


FIG. 2

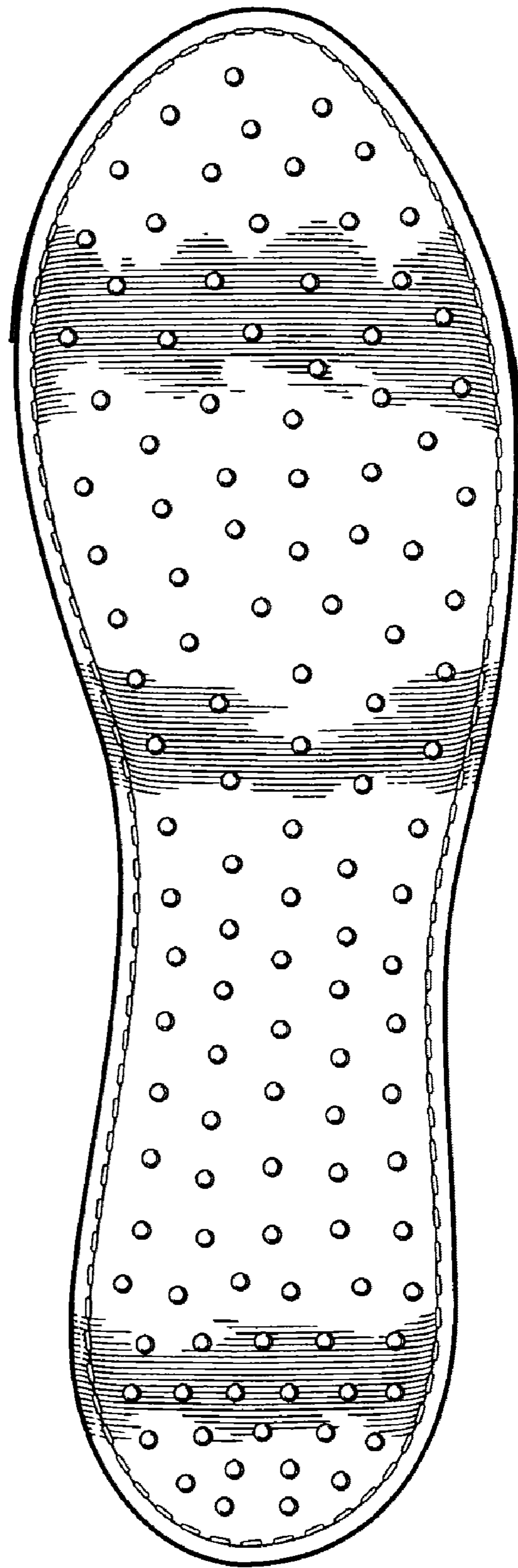


FIG. 3



FIG. 4



FIG. 5



FIG. 6



FIG. 7