

US00D618882S

(12) **United States Design Patent**
Jaeger

(10) **Patent No.:** **US D618,882 S**

(45) **Date of Patent:** **** *Jul. 6, 2010**

(54) **GLOVE PALM DESIGN**

(75) Inventor: **Eric M. Jaeger**, El Segundo, CA (US)

(73) Assignee: **Ironclad Performance Wear Corp.**, El Segundo, CA (US)

(*) Notice: This patent is subject to a terminal disclaimer.

(**) Term: **14 Years**

(21) Appl. No.: **29/316,351**

(22) Filed: **Sep. 17, 2009**

(51) **LOC (9) Cl.** **02-06**

(52) **U.S. Cl.** **D2/623**

(58) **Field of Classification Search** D2/610,
D2/612, 614-623; D29/113, 115, 116.2,
D29/117.1-119, 120.1, 123; 2/16, 19, 20,
2/159, 161.1-161.8, 162, 198, 170, 455,
2/908, 910, 917; D24/190, 206, 188, 189,
D24/208; D28/63; D32/40, 42, 43, 41; D21/807;
D3/215, 224, 226, 218; 224/219, 222, 267,
224/237; 40/586, 633; 15/104.94, 107, 227;
D4/134; D20/33

See application file for complete search history.

(56) **References Cited**

U.S. PATENT DOCUMENTS

6,202,217 B1* 3/2001 Karall 2/161.6

7,100,212 B2* 9/2006 Jaeger 2/161.1
D567,454 S * 4/2008 Raymond D29/117.2
D570,554 S * 6/2008 Raymond D29/117.2
D587,409 S * 2/2009 Raymond D29/117.2
D589,678 S * 4/2009 Lawrence D2/617
D589,679 S * 4/2009 Rolfe D2/617
D591,481 S * 5/2009 Raymond D2/617
D593,720 S * 6/2009 Nourian D32/40

* cited by examiner

Primary Examiner—Raphael Barkai

Assistant Examiner—Randall H Gholson

(74) *Attorney, Agent, or Firm*—Irving Keschner

(57) **CLAIM**

The ornamental design for a glove palm design, as shown.

DESCRIPTION

FIG. 1 is a view showing the glove palm;

FIG. 2 is a left side view of the glove shown in FIG. 1;

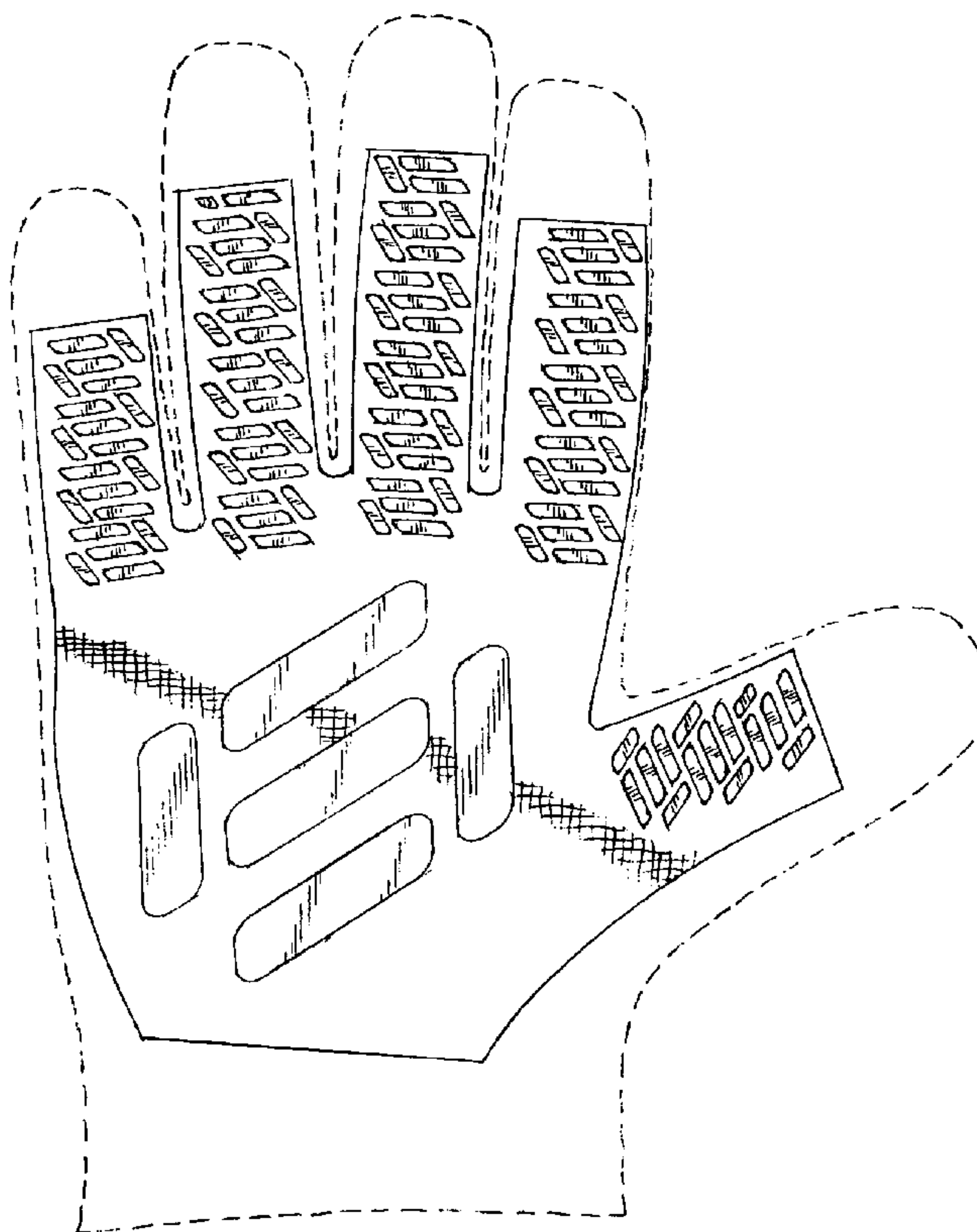
FIG. 3 is a right side view of the glove shown in FIG. 1;

FIG. 4 is a top view of the glove shown in FIG. 1; and,

FIG. 5 is a bottom view of the glove shown in FIG. 1.

The broken line showing of a glove in FIG. 1 is included for the purpose of illustration and does not form a part of the claimed design.

1 Claim, 2 Drawing Sheets



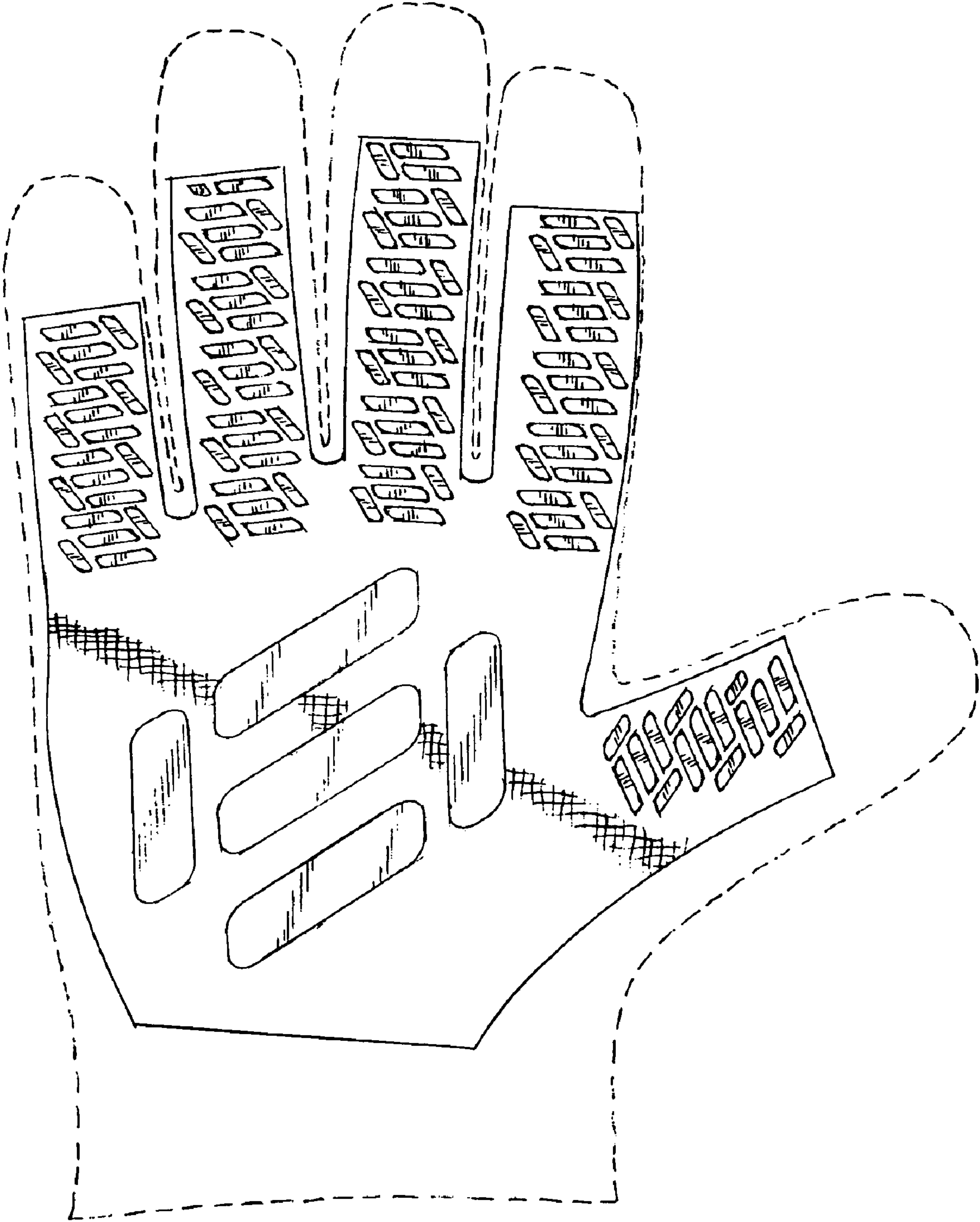


FIG. 1

FIG. 2



FIG. 3

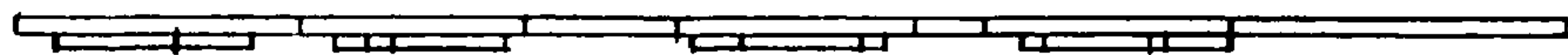


FIG. 4



FIG. 5