



US00D618881S

(12) **United States Design Patent**
Bengyak

(10) **Patent No.:** **US D618,881 S**
(45) **Date of Patent:** **** Jul. 6, 2010**

(54) **GLOVES**

(76) Inventor: **Christopher Edward Bengyak**, 3030
10th Ct., Vero Beach, FL (US) 32960

(**) Term: **14 Years**

(21) Appl. No.: **29/348,622**

(22) Filed: **Jan. 22, 2010**

(51) **LOC (9) Cl.** **02-06**

(52) **U.S. Cl.** **D2/615**

(58) **Field of Classification Search** D2/610-623;
D29/113, 118, 119; 2/158, 159, 161.3, 161.4,
2/161.8; 15/227, 104, 94; D21/153, 157,
D21/159, 168, 100; D20/10, 23, 25, 29
See application file for complete search history.

(56) **References Cited**

U.S. PATENT DOCUMENTS

1,624,429	A *	4/1927	Palmer	2/162
1,630,730	A *	5/1927	Daugherty	116/35 R
D295,640	S *	5/1988	Breault	D10/109
D364,742	S *	12/1995	Wells	D4/138
D427,278	S *	6/2000	Lin	D23/202
D464,376	S *	10/2002	Zimmerman	D20/33
6,976,274	B1 *	12/2005	Dufresne	2/161.6
D529,526	S *	10/2006	Gringer et al.	D15/147
D609,428	S *	2/2010	Bengyak	D2/615
2004/0098894	A1 *	5/2004	Thomas	40/586

OTHER PUBLICATIONS

A Florida State University logo (see attached copy), retrieved on Apr. 18, 2010, from website address: <http://www.sportslogos.net/team.php?id=679>.

"Kansas City Chiefs logo", retrieved on Apr. 10, 2010 from website: http://en.wikipedia.org/wiki/File:Kansas_City_Chiefs_logo.svg.

Design Patent Application titled: Glove with Tomahawk, by Christopher Edward Bengyak. Filed Aug. 13, 2010. U.S. Appl. No. 29/341,864.

* cited by examiner

Primary Examiner—Raphael Barkai
Assistant Examiner—Randall H Gholson

(57) **CLAIM**

The ornamental design for gloves, as shown and described.

DESCRIPTION

A design patent application submitted by Christopher Edward Bengyak, entitled "Glove with Tomahawk". Ser. No. 29/341,864.

FIG. 1 is an elevational backhand view of a right hand glove according to the present invention;

FIG. 2 is an elevational palm side view of the glove of FIG. 1 according to the present invention;

FIG. 3 is an elevational backhand view of the glove of FIGS. 1-2 being worn by a user according to the present invention;

FIG. 4 is an elevational palm-side view of a glove of FIGS. 1-2 being worn according to the present invention.

FIG. 5 is an elevational backhand view of a left hand glove according to the present invention;

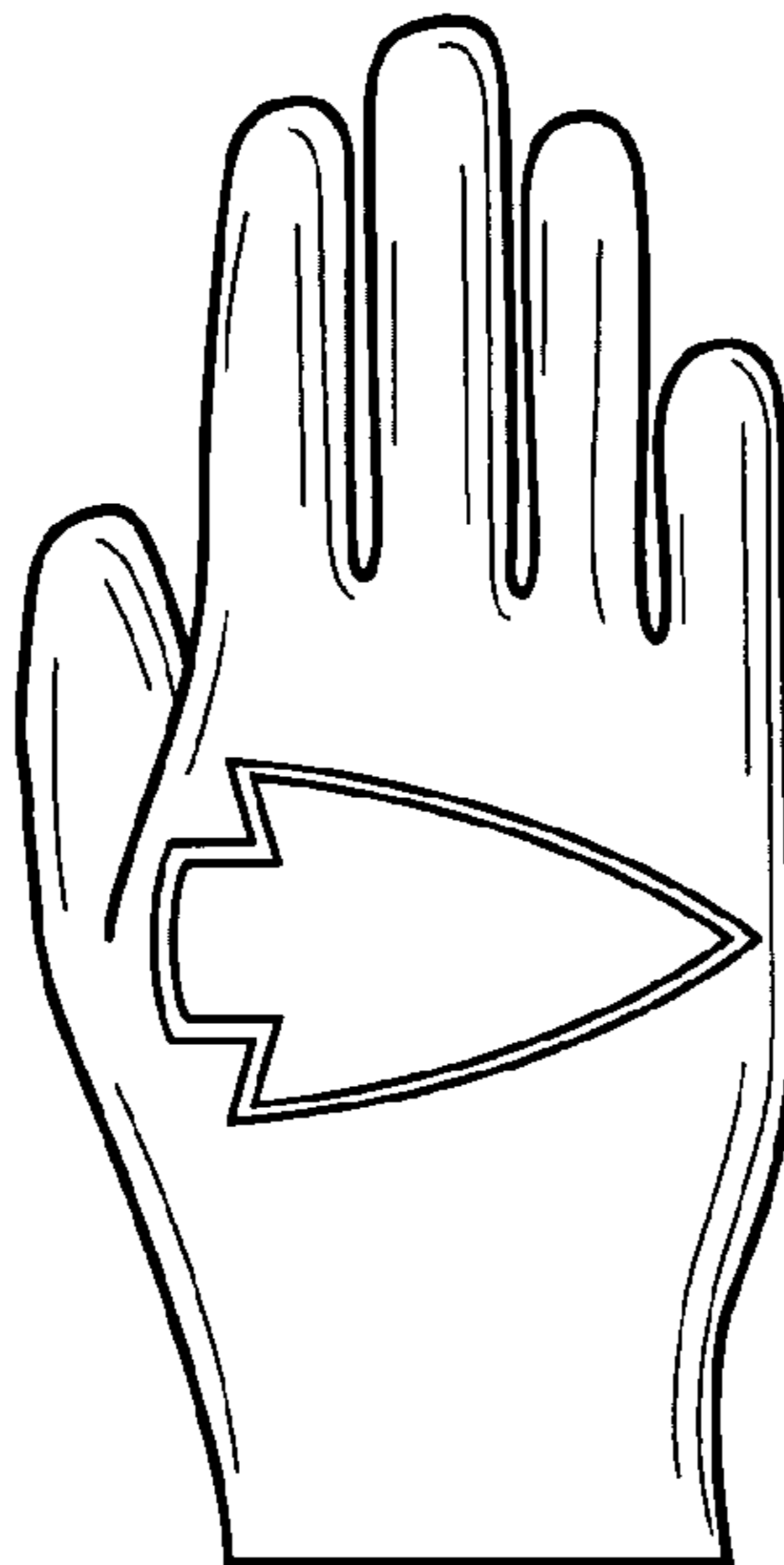
FIG. 6 is an elevational palm-side view of the glove of FIG. 5 according to the present invention;

FIG. 7 is an elevational backhand view of the glove of FIGS. 5-6, being worn by a user according to the present invention; and,

FIG. 8 is an elevational palm side view of the glove of FIGS. 5-6, being worn by a user according to the present invention.

The broken lines showing the gloves in use are included for the purpose of illustration and form no part of the claimed design.

1 Claim, 4 Drawing Sheets



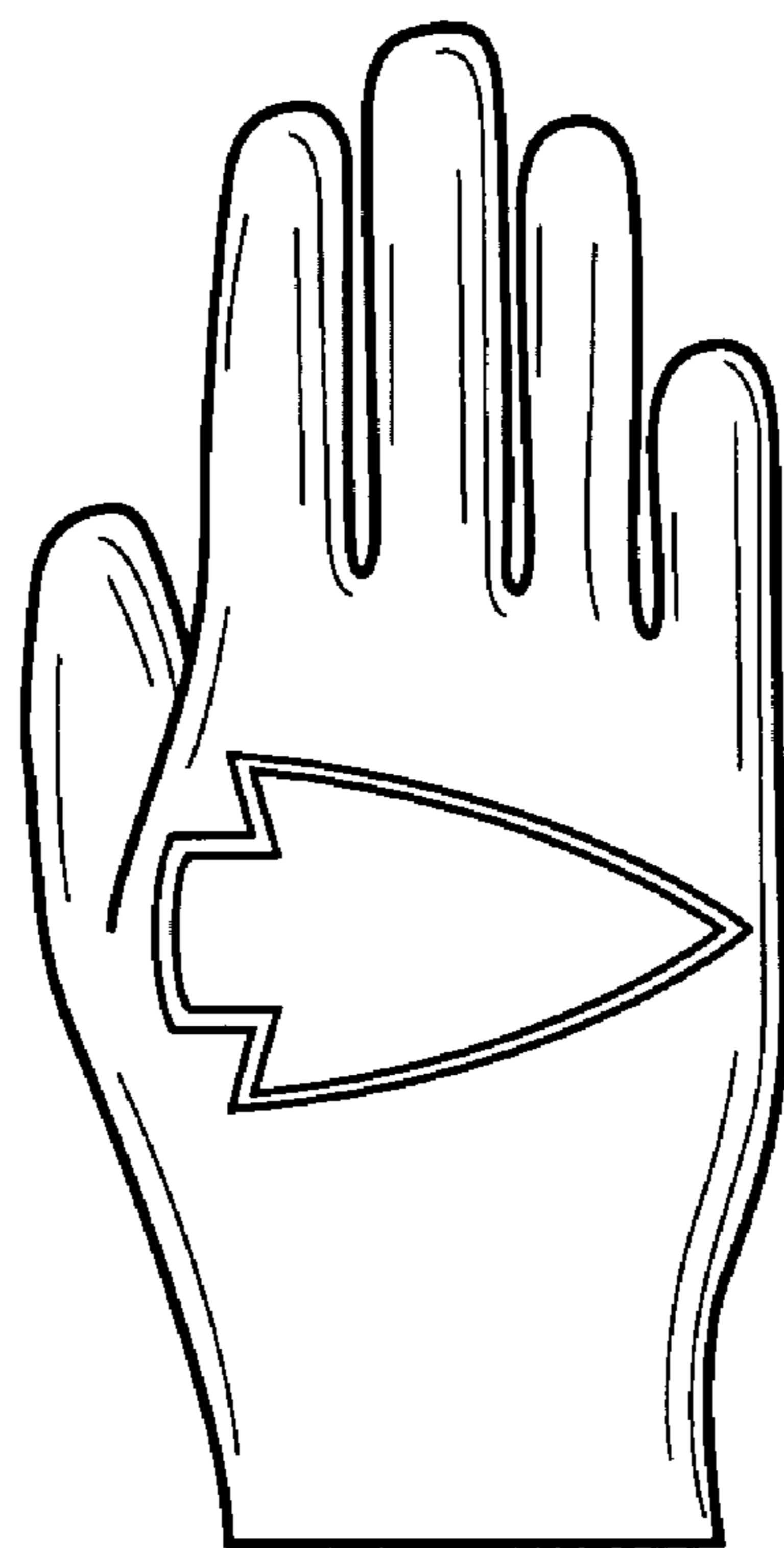
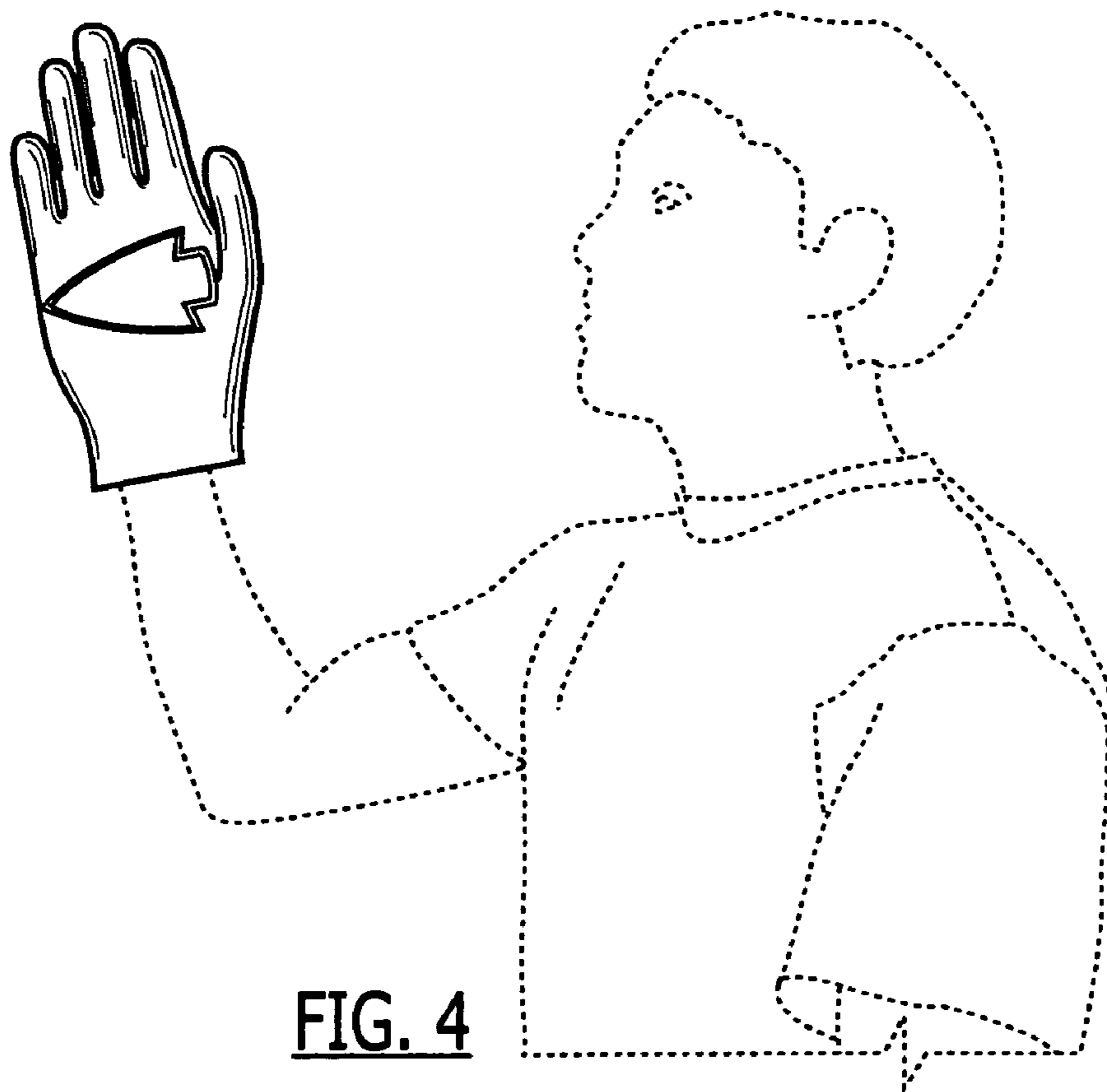
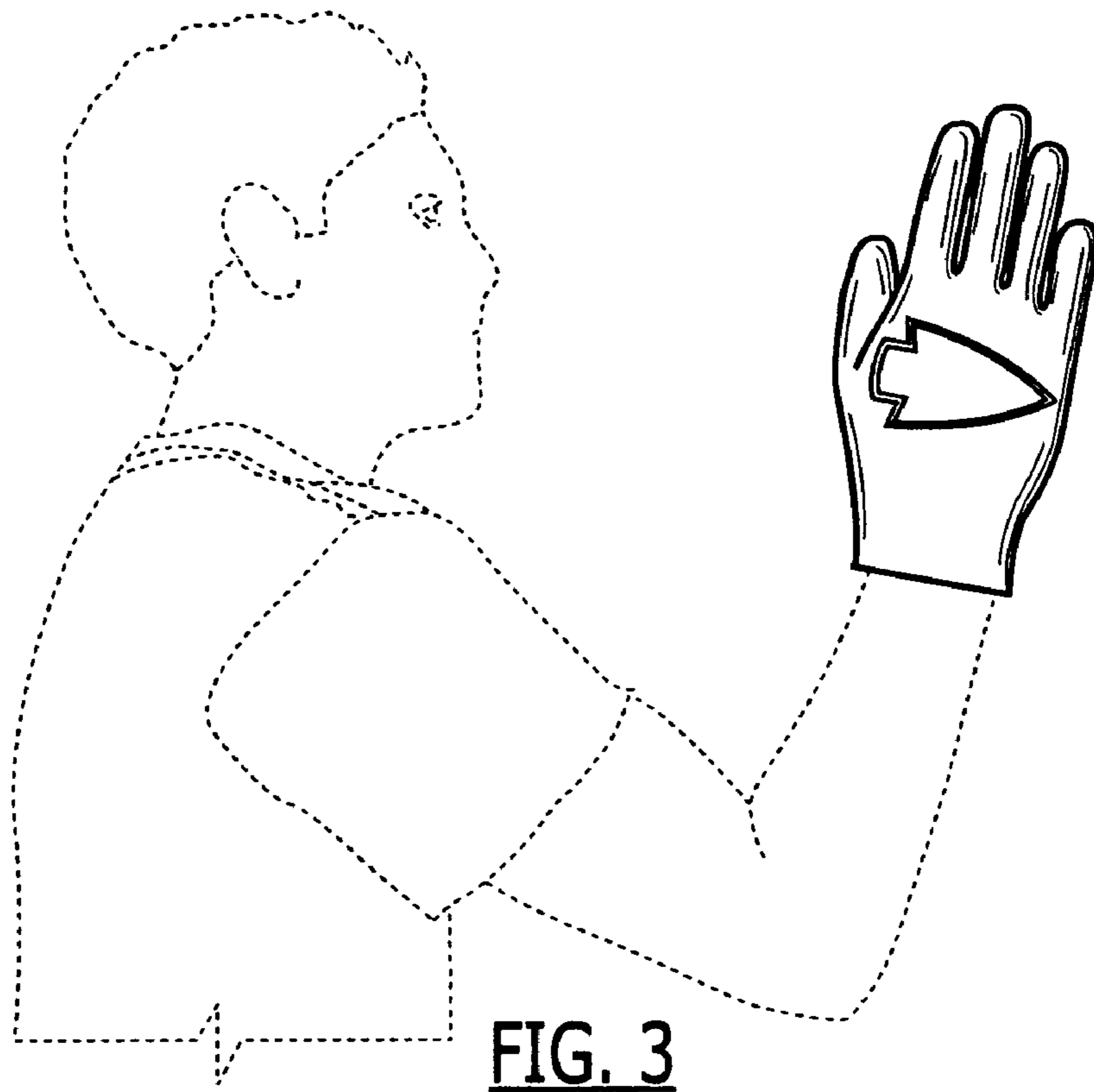


FIG. 1



FIG. 2






FIG. 5




FIG. 6

