



US00D618835S

(12) **United States Design Patent**
Jeong et al.

(10) **Patent No.:** **US D618,835 S**
(45) **Date of Patent:** **** Jun. 29, 2010**

(54) **REAR COMBINATION LAMP FOR AUTOMOBILES**

(75) Inventors: **Byeong-Ho Jeong**, Gyeonggi-do (KR);
Jae-Uk Cho, Gyeonggi-do (KR)

(73) Assignee: **Hyundai Motor Company**, Seoul (KR)

(**) Term: **14 Years**

(21) Appl. No.: **29/351,194**

(22) Filed: **Dec. 1, 2009**

(51) **LOC (9) Cl.** **26-06**

(52) **U.S. Cl.** **D26/28**

(58) **Field of Classification Search** D26/28-36;
362/459-468, 475-478, 485-487
See application file for complete search history.

(56) **References Cited**

U.S. PATENT DOCUMENTS

| | | | | |
|--------------|---------|-----------------|-------|--------|
| D549,363 S * | 8/2007 | Pfeiffer | | D26/28 |
| D550,380 S * | 9/2007 | Lin | | D26/28 |
| D552,769 S * | 10/2007 | Leclercq | | D26/28 |
| D553,268 S * | 10/2007 | Pfeiffer | | D26/28 |
| D553,269 S * | 10/2007 | Pfeiffer et al. | | D26/28 |
| D560,292 S * | 1/2008 | Sato | | D26/28 |
| D561,357 S * | 2/2008 | Leclercq | | D26/28 |
| D565,211 S * | 3/2008 | Haller et al. | | D26/28 |
| D570,015 S * | 5/2008 | Hsu | | D26/28 |

D574,524 S * 8/2008 Tomatsu D26/28

* cited by examiner

Primary Examiner—Marcus A Jackson

(74) *Attorney, Agent, or Firm*—Edwards Angell Palmer & Dodge LLP; Peter F. Corless

(57) **CLAIM**

The ornamental design for a rear combination lamp for automobiles, as shown and described.

DESCRIPTION

FIG. 1 is a perspective view of a rear combination lamp for automobiles according to the present invention.

FIG. 2 is a front view of the rear combination lamp for automobiles of FIG. 1.

FIG. 3 is a rear view of the rear combination lamp for automobiles of FIG. 1.


FIG. 4 is a left side view of the rear combination lamp for automobiles of FIG. 1.

FIG. 5 is a right side view of the rear combination lamp for automobiles of Fig. 1.

FIG. 6 is a top view of the rear combination lamp for automobiles of FIG. 1; and,

FIG. 7 is a bottom view of the rear combination lamp for automobiles of FIG. 1.

1 Claim, 7 Drawing Sheets






FIG. 1



FIG. 2




FIG. 3




FIG. 4




FIG. 5

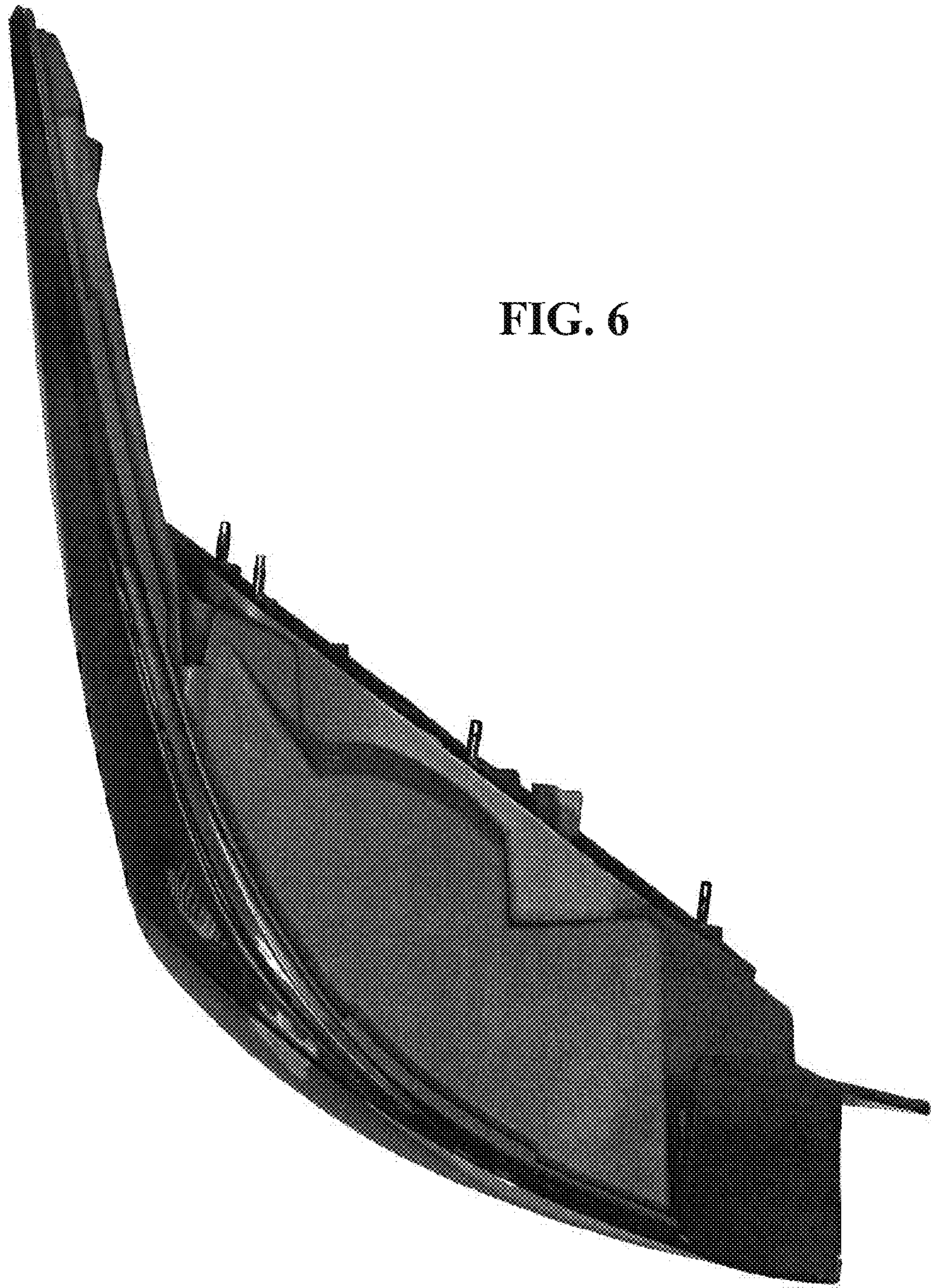


FIG. 6




FIG. 7