



US00D618812S

(12) **United States Design Patent**
Beckwith et al.

(10) **Patent No.:** **US D618,812 S**
(45) **Date of Patent:** **** *Jun. 29, 2010**

(54) **KNEE SUPPORT**

(75) Inventors: **Tanya L. Beckwith**, Inver Grove Heights, MN (US); **Alexandra I. Lindquist**, Buffalo, NY (US); **Maria T. Mann**, Woodbury, MN (US)

(73) Assignee: **3M Innovative Properties Company**, St. Paul, MN (US)

(**) Term: **14 Years**

(21) Appl. No.: **29/320,957**

(22) Filed: **Jul. 8, 2008**

(51) **LOC (9) Cl.** **24-01**

(52) **U.S. Cl.** **D24/190**

(58) **Field of Classification Search** D24/189-192, D24/206; D29/100, 120.1, 121.1; D2/627, D2/702; 602/1-2, 4-8, 19-23, 26, 60-62; 128/100.1, 876, 892, 894; 2/16, 24, 62; 219/211, 219/527, 544, 549

See application file for complete search history.

(56) **References Cited**

U.S. PATENT DOCUMENTS

2,054,768	A *	9/1936	Gale, Jr.	602/59
2,302,710	A *	11/1942	Nordblom	297/465
D239,981	S *	5/1976	Arluck et al.	D24/190
D242,955	S *	1/1977	Arluck	D24/190
4,370,978	A	2/1983	Palumbo	
4,378,009	A *	3/1983	Rowley et al.	602/13
4,724,831	A *	2/1988	Huntjens	602/26
5,024,216	A *	6/1991	Shiono	602/26
5,086,761	A *	2/1992	Ingram	602/26
5,139,479	A	8/1992	Peters	
5,221,252	A *	6/1993	Caprio et al.	602/63
5,389,061	A *	2/1995	Nor	600/15
5,399,153	A	3/1995	Caprio, Jr. et al.	
5,472,413	A *	12/1995	Detty	602/26
5,513,658	A *	5/1996	Goseki	128/882

5,626,557	A *	5/1997	Mann	602/26
5,695,452	A	12/1997	Grim	
D389,582	S	1/1998	Bodenschatz et al.	
6,024,714	A *	2/2000	Katzin	602/62
D471,632	S *	3/2003	Dunshee et al.	D24/189
6,582,382	B2	6/2003	Domanski et al.	
D510,140	S *	9/2005	Brown	D24/200
7,048,703	B2 *	5/2006	Riach	602/13
D533,668	S *	12/2006	Brown	D24/200
2005/0038367	A1	2/2005	McCormick et al.	
2007/0185423	A1	8/2007	Brown	
2008/0021363	A1 *	1/2008	Fee	602/76

FOREIGN PATENT DOCUMENTS

EP	0 970 668	A1	1/2000
EP	0970670		1/2000
JP	7-194649		8/1995
JP	9-28724		2/1997
JP	2001-25522		1/2001
JP	2001017462		1/2001

* cited by examiner

Primary Examiner—Philip S Hyder
Assistant Examiner—Susan E Krakower
(74) *Attorney, Agent, or Firm*—Lisa P. Fulton

(57) **CLAIM**

The ornamental design for a knee support, as shown and described.

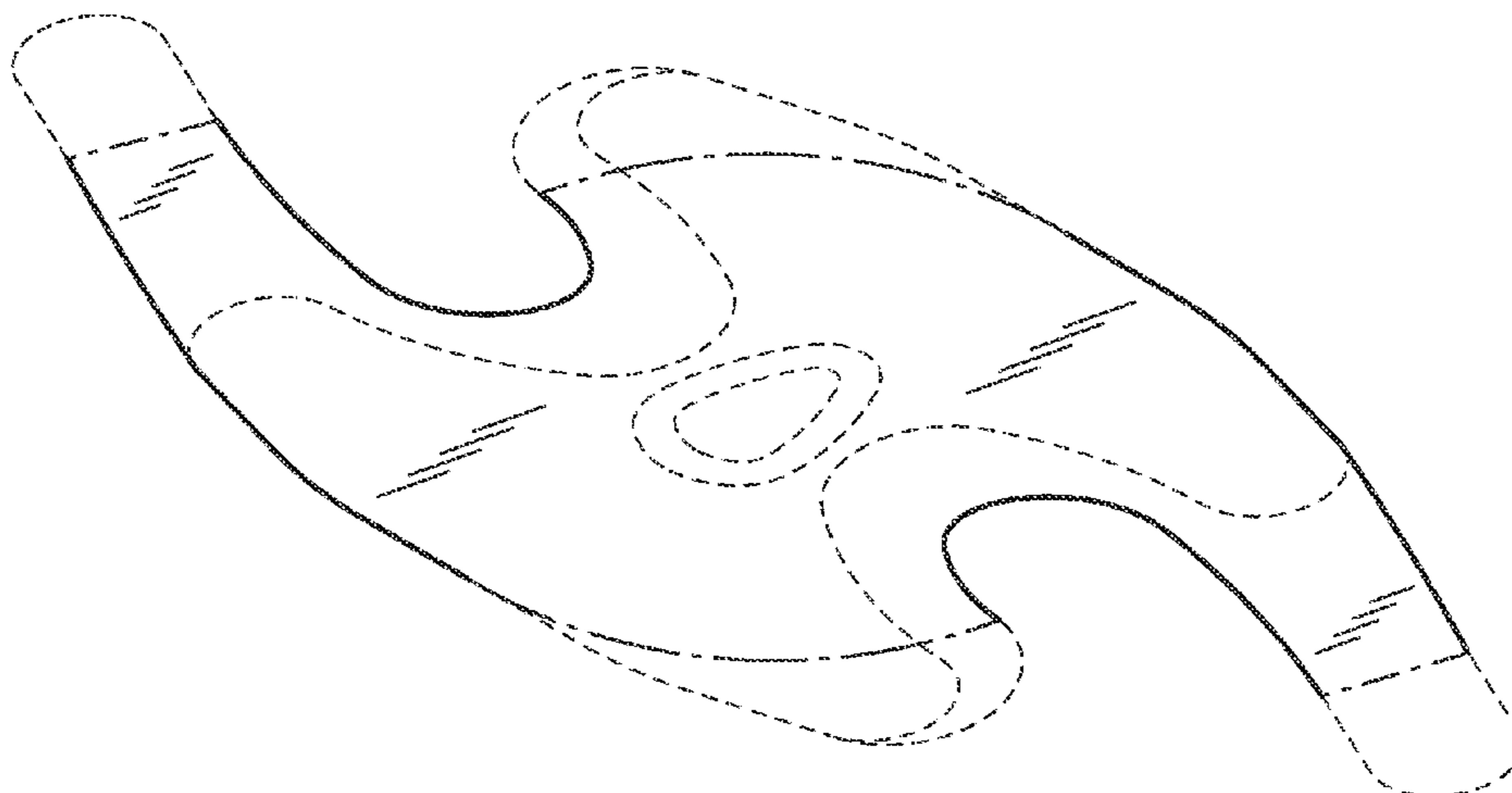
DESCRIPTION

FIG. 1 is a perspective view of a knee support showing our new design; and,

FIG. 2 is a top view thereof.

In the following figures, the dash-dash-dash broken lines illustrate portions of a knee support which forms no part of the claimed design. The dash-dot-dash lines illustrate the boundaries of the design that form no part of the claimed design.

1 Claim, 1 Drawing Sheet



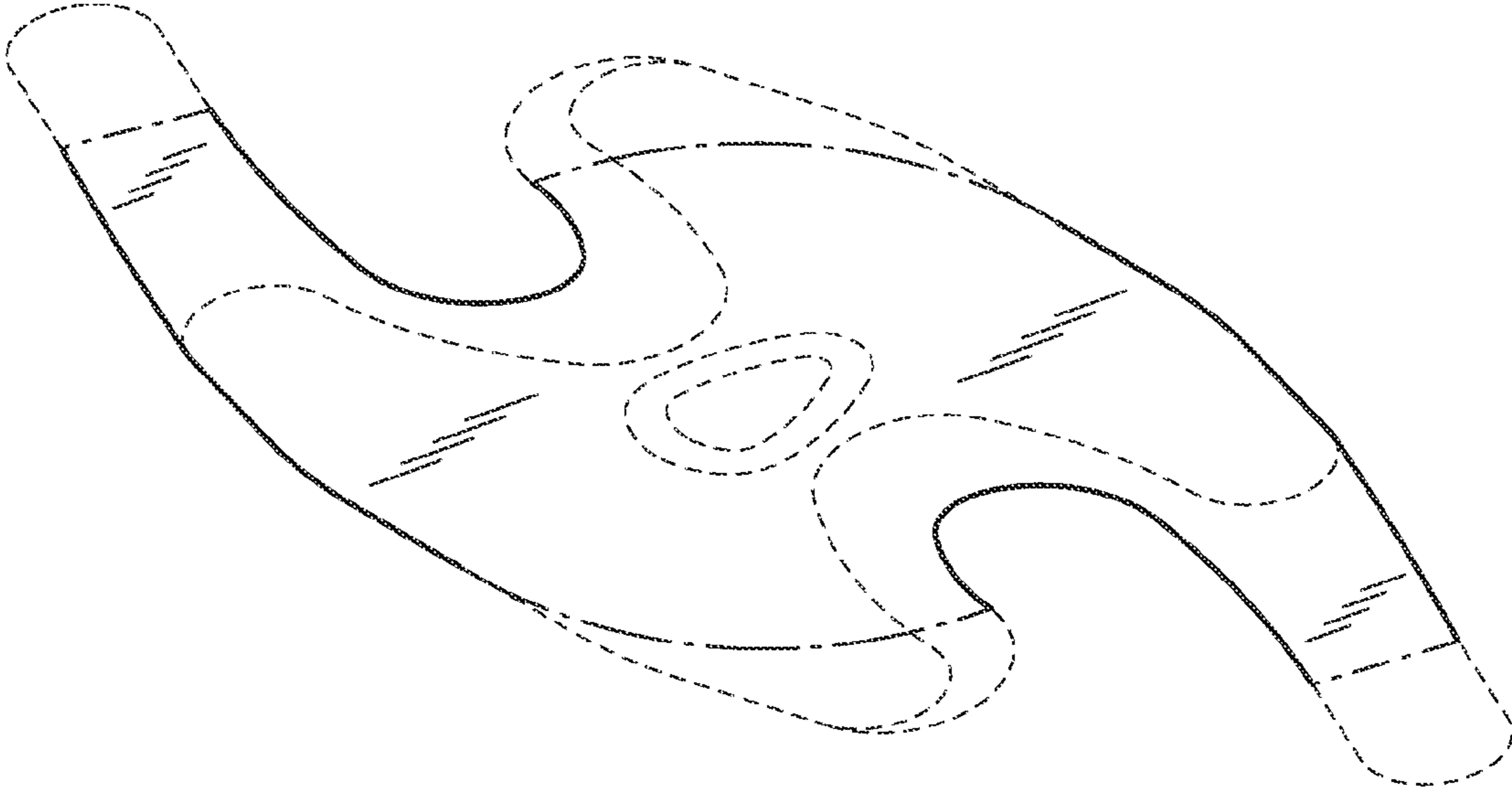


FIG. 1

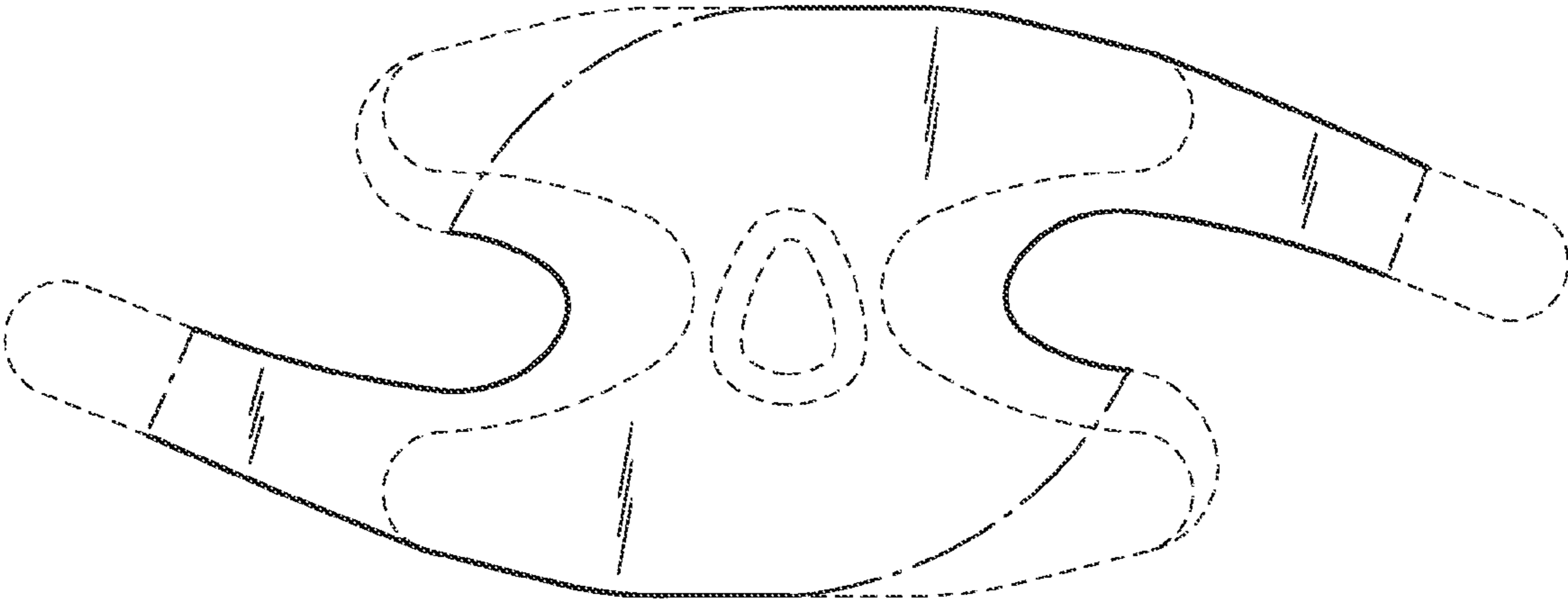


FIG. 2