



US00D618811S

(12) **United States Design Patent**
Navies

(10) **Patent No.:** **US D618,811 S**

(45) **Date of Patent:** **** Jun. 29, 2010**

(54) **BANDAGE STRIP**

(75) **Inventor:** **Jeron Williams Navies**, St. Louis, MO (US)

(73) **Assignee:** **Jeron Navies**, St. Louis, MO (US)

(**) **Term:** **14 Years**

(21) **Appl. No.:** **29/310,524**

(22) **Filed:** **Aug. 25, 2008**

(51) **LOC (9) Cl.** **24-04**

(52) **U.S. Cl.** **D24/189**

(58) **Field of Classification Search** D24/189;
602/41-48, 54, 55, 58; 428/38

See application file for complete search history.

(56) **References Cited**

U.S. PATENT DOCUMENTS

3,342,183	A *	9/1967	Edenbaum	604/307
4,530,353	A *	7/1985	Lauritzen	602/42
D336,548	S *	6/1993	Zeller	D29/121.1
D413,389	S *	8/1999	Owen, Jr.	D24/206

D422,703	S *	4/2000	Lundy et al.	D24/135
D435,910	S *	1/2001	Davis et al.	D24/206
6,346,654	B1 *	2/2002	Snyder	602/56
D571,015	S *	6/2008	Freeland	D24/189
D572,826	S *	7/2008	Freeland	D24/189
D593,682	S *	6/2009	Freeland	D24/189
2005/0033212	A1 *	2/2005	Scheinberg et al.	602/43

* cited by examiner

Primary Examiner—T. Chase Nelson
Assistant Examiner—Michelle E Wilson

(57) **CLAIM**

The ornamental design for a bandage strip, as shown and described.

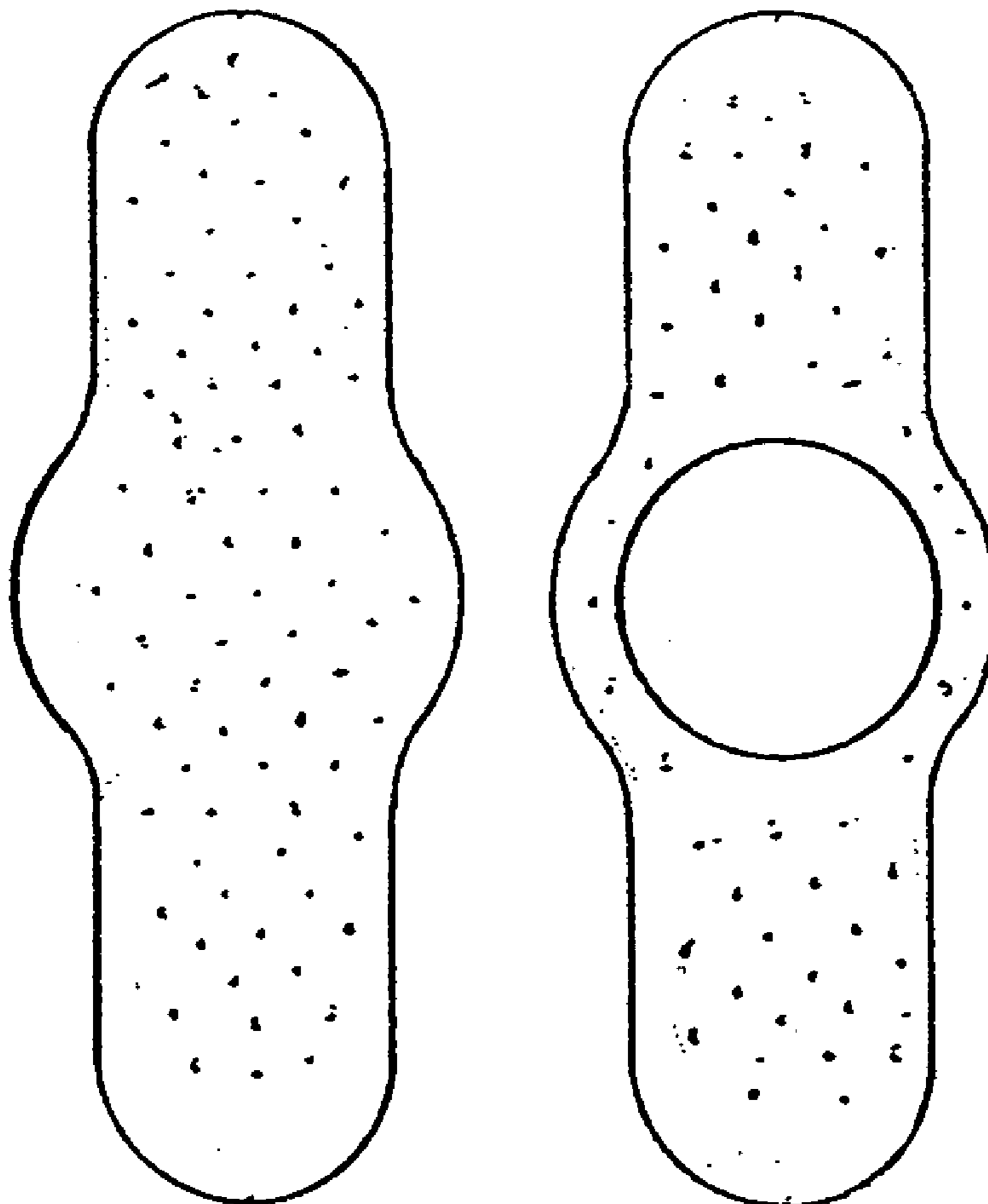
DESCRIPTION

FIG. 1 is a top plan view of a bandage strip, showing a new design;

FIG. 2 is a bottom plan view thereof; and,

FIG. 3 is a side view thereof.

1 Claim, 1 Drawing Sheet



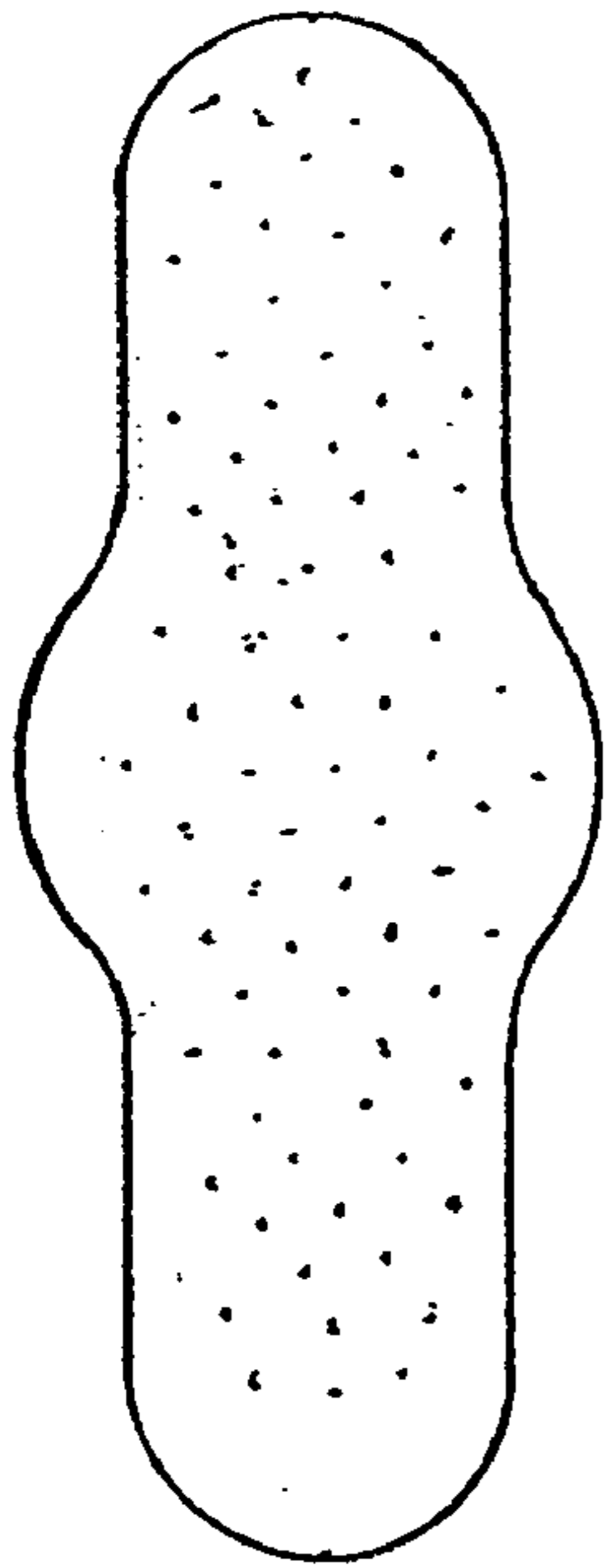


FIG. 1

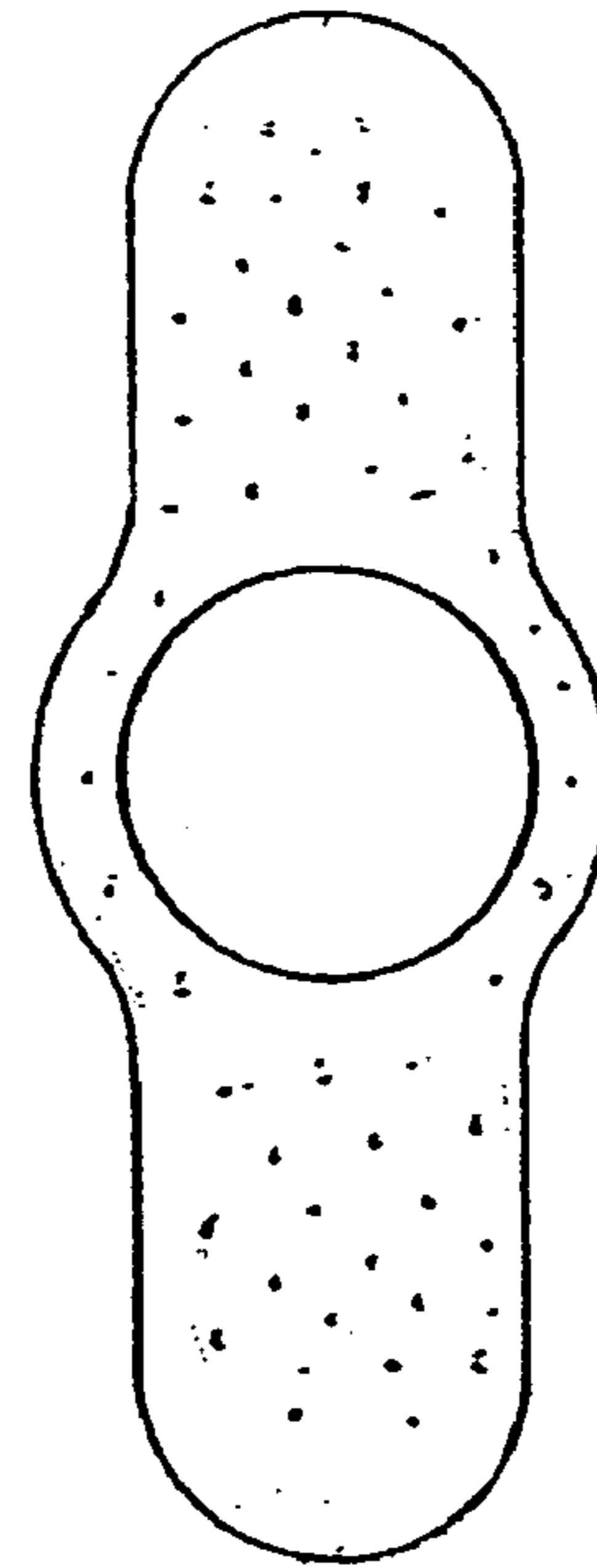


FIG. 2

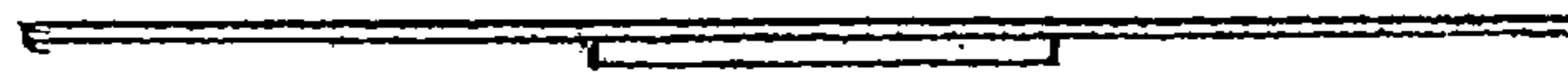


FIG. 3