



US00D618810S

(12) **United States Design Patent**
Tanigawa et al.

(10) **Patent No.:** **US D618,810 S**
(45) **Date of Patent:** **** Jun. 29, 2010**

(54) **MEDICAL PATCH**

(75) Inventors: **Koichi Tanigawa**, Tokyo (JP); **Hiroyuki Kurematsu**, Tokyo (JP)

(73) Assignee: **Hisamitsu Pharmaceutical Co., Inc.**, Tosu-shi, Saga (JP)

(**) Term: **14 Years**

(21) Appl. No.: **29/283,994**

(22) Filed: **Aug. 29, 2007**

(30) **Foreign Application Priority Data**

Mar. 6, 2007 (JP) 2007-005786

(51) **LOC (9) Cl.** **24-04**

(52) **U.S. Cl.** **D24/189**

(58) **Field of Classification Search** D9/702-707,
D9/729, 709-711, 713-714, 720, 432-433,
D9/414, 499, 416, 424, 418; 604/304, 306,
604/307; 428/40.1, 43, 57; D24/189, 117-118;
602/41-43, 55, 58-59; 600/391-392
See application file for complete search history.

(56) **References Cited**

U.S. PATENT DOCUMENTS

- D377,529 S * 1/1997 Nyqvist-Mayer D24/189
- D477,086 S * 7/2003 Tsuruda et al. D24/189
- D512,509 S * 12/2005 Yamasoto et al. D24/189
- D527,997 S * 9/2006 Kudo et al. D9/425
- D537,947 S * 3/2007 Miyachika et al. D24/189
- D545,441 S * 6/2007 Miyachika et al. D24/189
- D588,274 S * 3/2009 Dent et al. D24/189
- D610,690 S * 2/2010 Tokumoto et al. D24/189

OTHER PUBLICATIONS

Hisamitsu Pharmaceutical Co., Inc. Web Site, <https://www.hisamitsu.co.jp/medical/whatsnew/pdf/060927mohrustape.pdf>, Hisamitsu Pharmaceutical Co., Inc., Sep. 27, 2006.

* cited by examiner

Primary Examiner—Caron Veynar
Assistant Examiner—Abraham Bahta

(74) *Attorney, Agent, or Firm*—Leydig, Voit & Mayer, Ltd.

(57) **CLAIM**

The ornamental design for a medical patch, as shown and described,

DESCRIPTION

The patent or application file contains at least one drawing executed in color. Copies of this patent or patent application publication with color drawing(s) will be provided by the Office upon request and payment of the necessary fee.

FIG. 1 is a front view of a medical patch of the present invention.

FIG. 2 is a rear view of the medical patch of FIG. 1.

FIG. 3 is a top plan view of the medical patch of FIG. 1.

FIG. 4 is a bottom view of the medical patch of FIG. 1.

FIG. 5 is a right side view of the medical patch of FIG. 1.

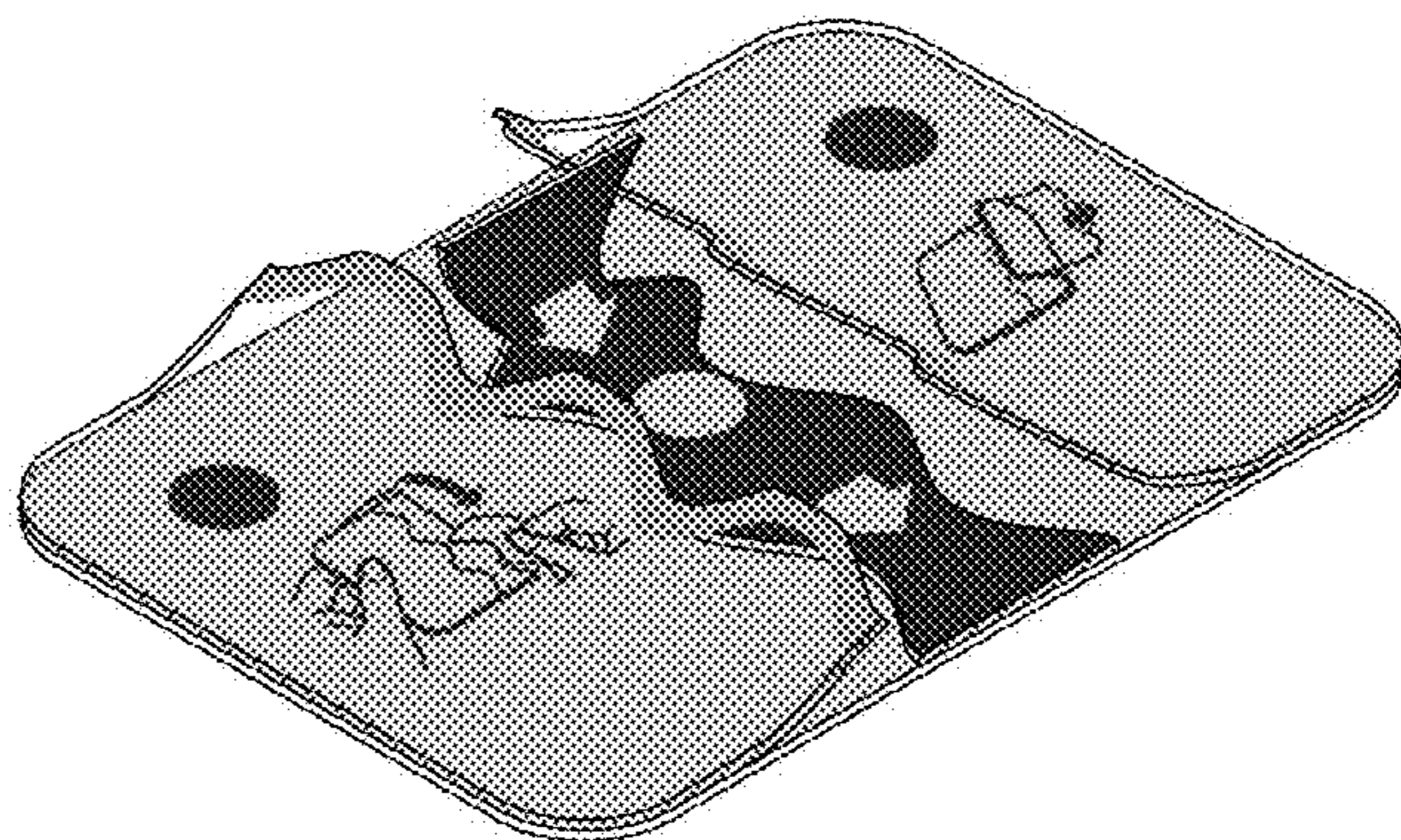
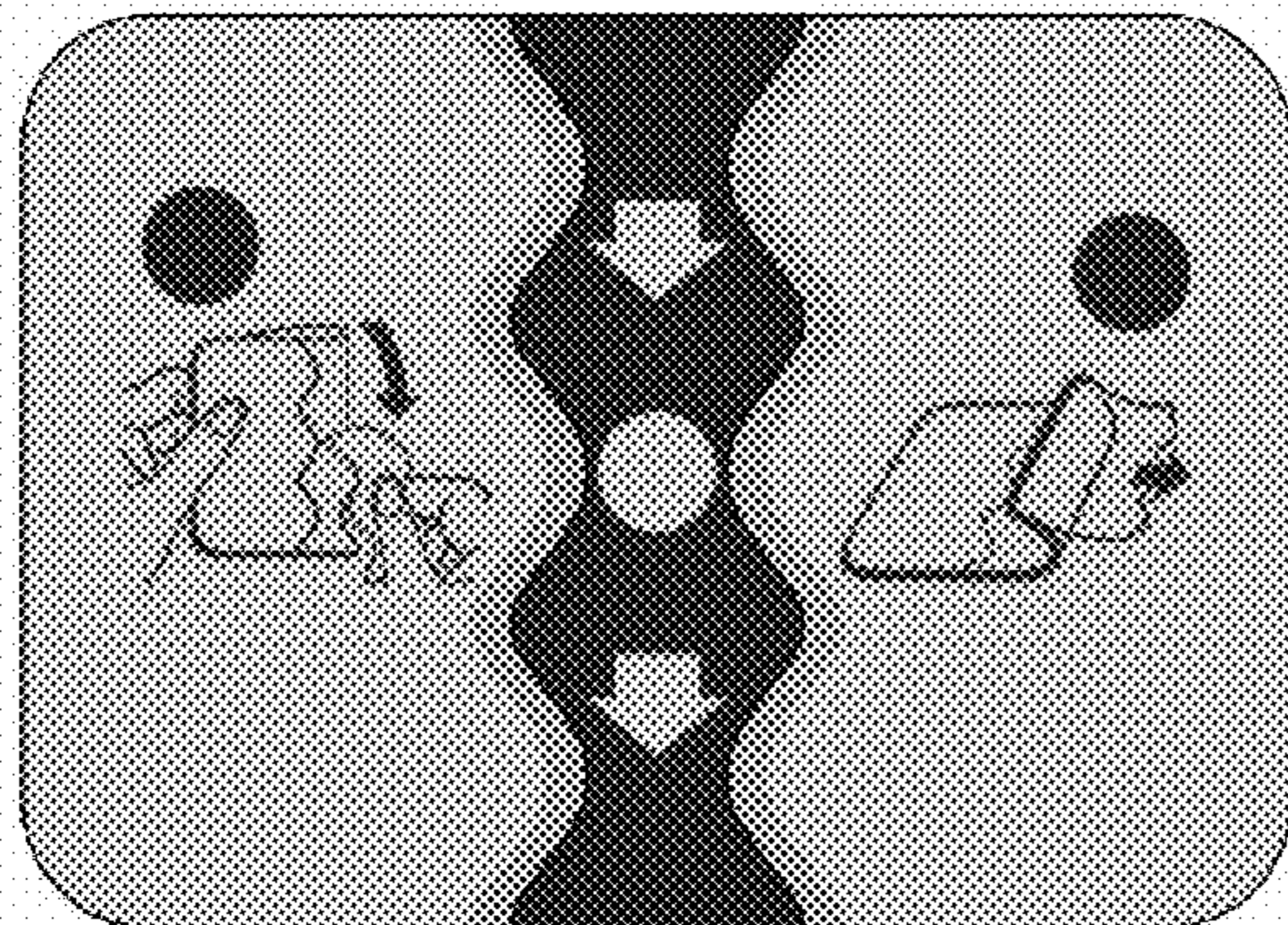
FIG. 6 is a left side view of the medical patch of FIG. 1.

FIG. 7 is a perspective view with a part of the coversheet peeled off of the medical patch of FIG. 1.

FIG. 8 is a reference view showing the pattern of the coversheet of the medical patch of FIG. 1; and,

FIG. 9 is a reference front view without the pattern of the medical patch of FIG. 1 in use.

1 Claim, 9 Drawing Sheets
(8 of 9 Drawing Sheet(s) Filed in Color)



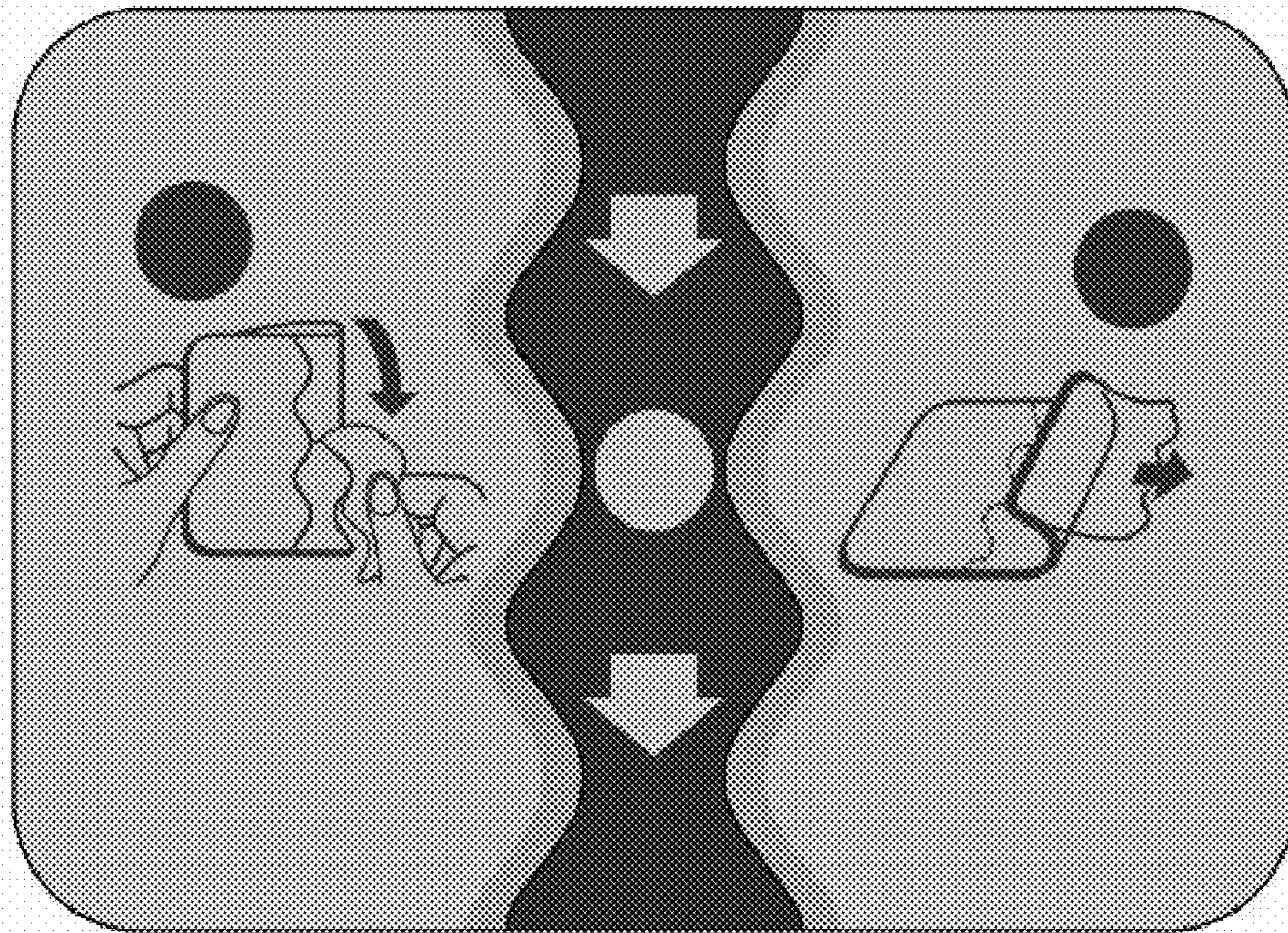


FIGURE 1



FIGURE 2



FIGURE 3



FIGURE 4



FIGURE 5




FIGURE 6

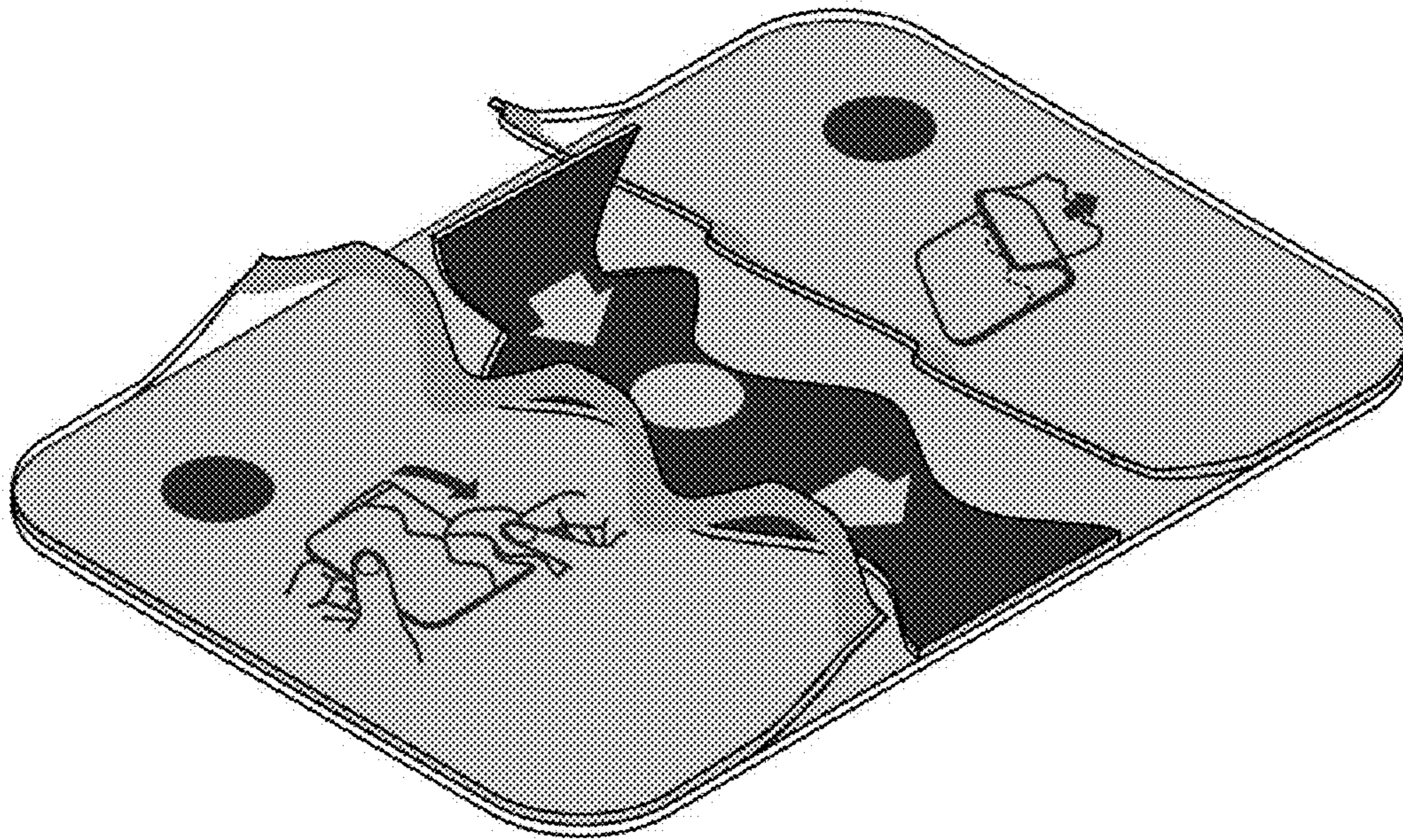


FIGURE 7

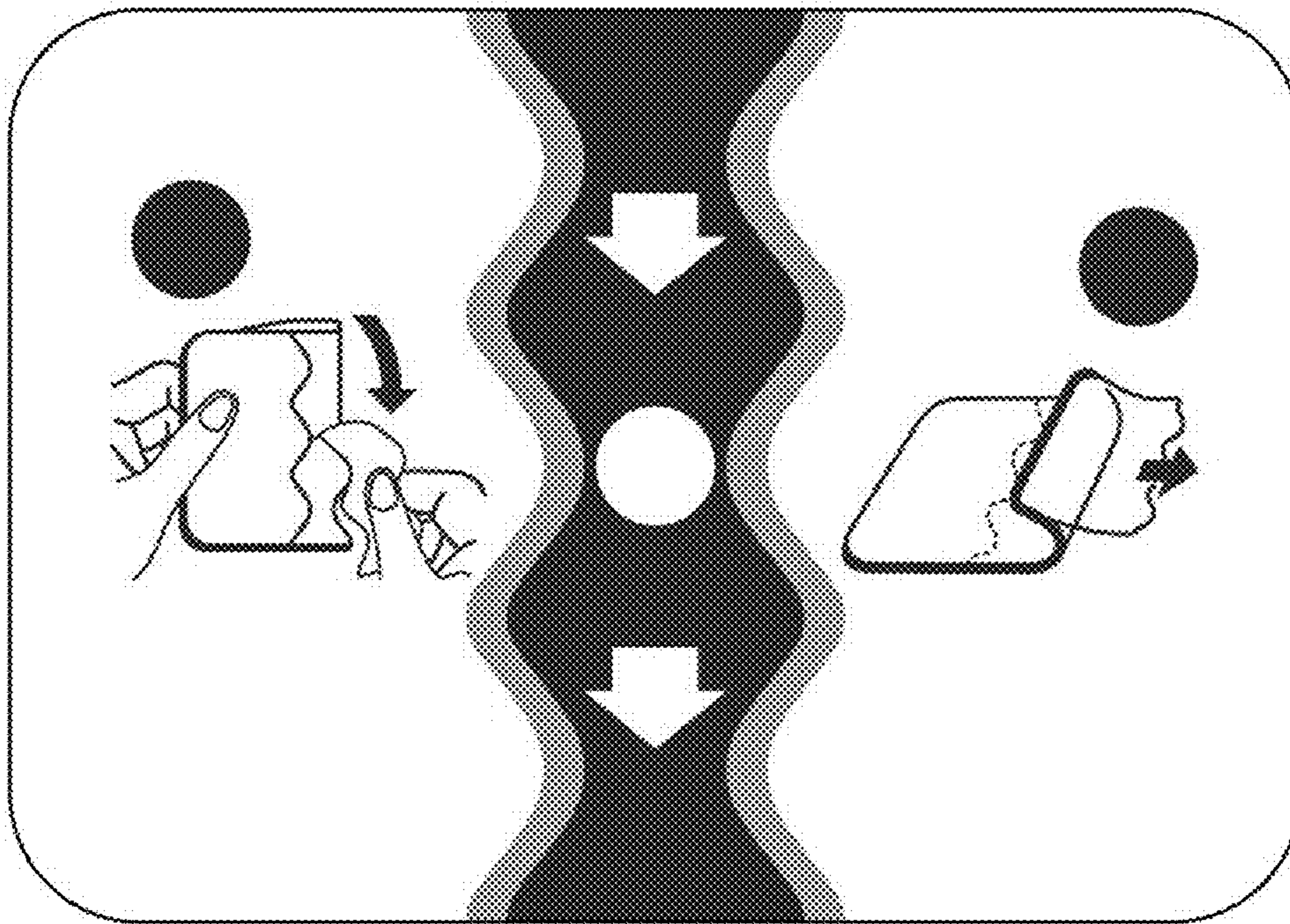


FIGURE 8

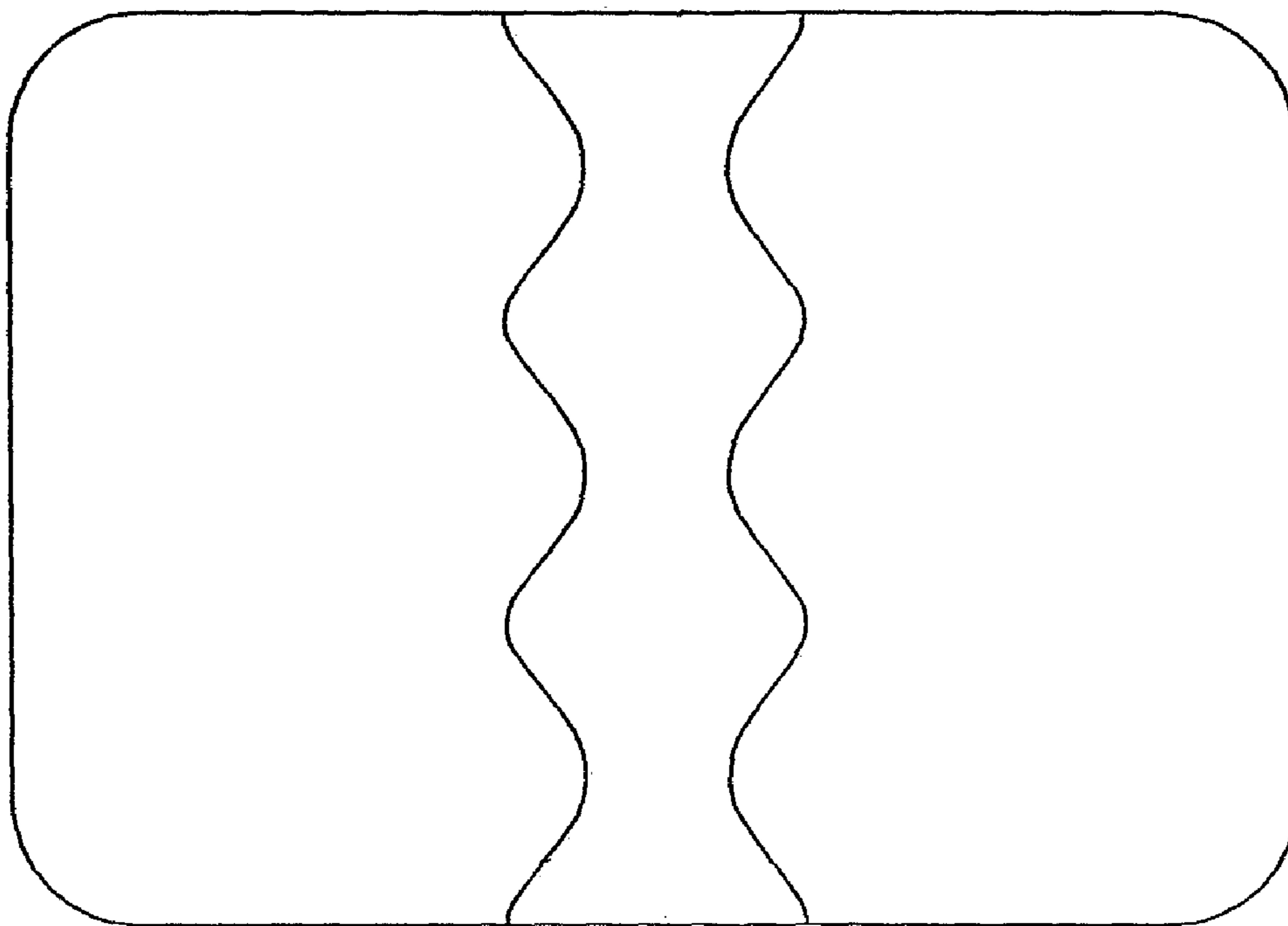


FIGURE 9