



US00D618804S

(12) **United States Design Patent**
Borregaard

(10) **Patent No.:** **US D618,804 S**
(45) **Date of Patent:** **** Jun. 29, 2010**

(54) **WIRELESS HEARING DEVICE RECEIVER**

D560,808 S * 1/2008 Jurkiewicz D24/174

* cited by examiner

(75) Inventor: **Sune Pelle Borregaard**, Smørum (DK)

Primary Examiner—T. Chase Nelson

(73) Assignee: **Phonic Ear A/S**, Smorum (DE)

Assistant Examiner—Anhdao Doan

(**) Term: **14 Years**

(74) *Attorney, Agent, or Firm*—Birch, Stewart, Kolasch & Birch, LLP

(21) Appl. No.: **29/300,974**

(57) **CLAIM**

(22) Filed: **Jun. 5, 2008**

The ornamental design for a wireless hearing device receiver, as substantially shown and described.

(30) **Foreign Application Priority Data**

DESCRIPTION

Dec. 5, 2007 (EM) 000837687-0001

FIG. 1 is a front perspective view of the wireless hearing device receiver;

(51) **LOC (9) Cl.** **24-99**

FIG. 2 is a front view of the wireless hearing device receiver;

(52) **U.S. Cl.** **D24/174**

FIG. 3 is a right side view of the wireless hearing device receiver;

(58) **Field of Classification Search** D24/173–175,
D24/182, 106; D14/205, 223, 224, 249;
381/23.1, 312, 322, 323, 324, 328, 329, 330,
381/380, 381; 181/129, 130, 134, 135, 137

FIG. 4 is a left side view of the wireless hearing device receiver;

See application file for complete search history.

FIG. 5 is rear view of the wireless hearing device receiver;

(56) **References Cited**

FIG. 6 is a top view of the wireless hearing device receiver; and,

U.S. PATENT DOCUMENTS

FIG. 7 is a bottom view of the wireless hearing device receiver.

D300,852 S * 4/1989 Sunderland et al. D24/174

D358,214 S * 5/1995 Breski D24/175

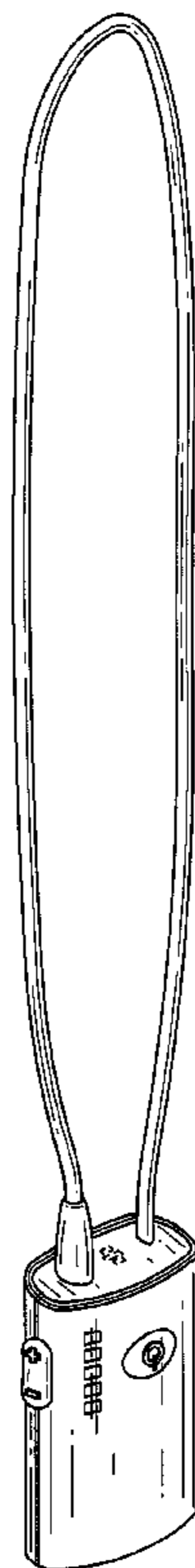
D360,949 S * 8/1995 Mostardo D24/174

D380,048 S * 6/1997 Hampf et al. D24/174

D415,115 S * 10/1999 Kawashima D13/168

The portions of the wireless hearing device receiver shown in broken lines do not form part of the claimed design.

1 Claim, 6 Drawing Sheets






FIG. 1




FIG.2

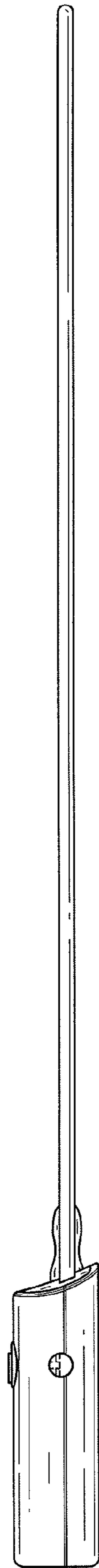


FIG.3

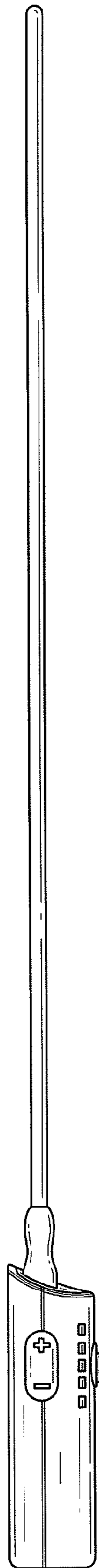


FIG.4




FIG. 5

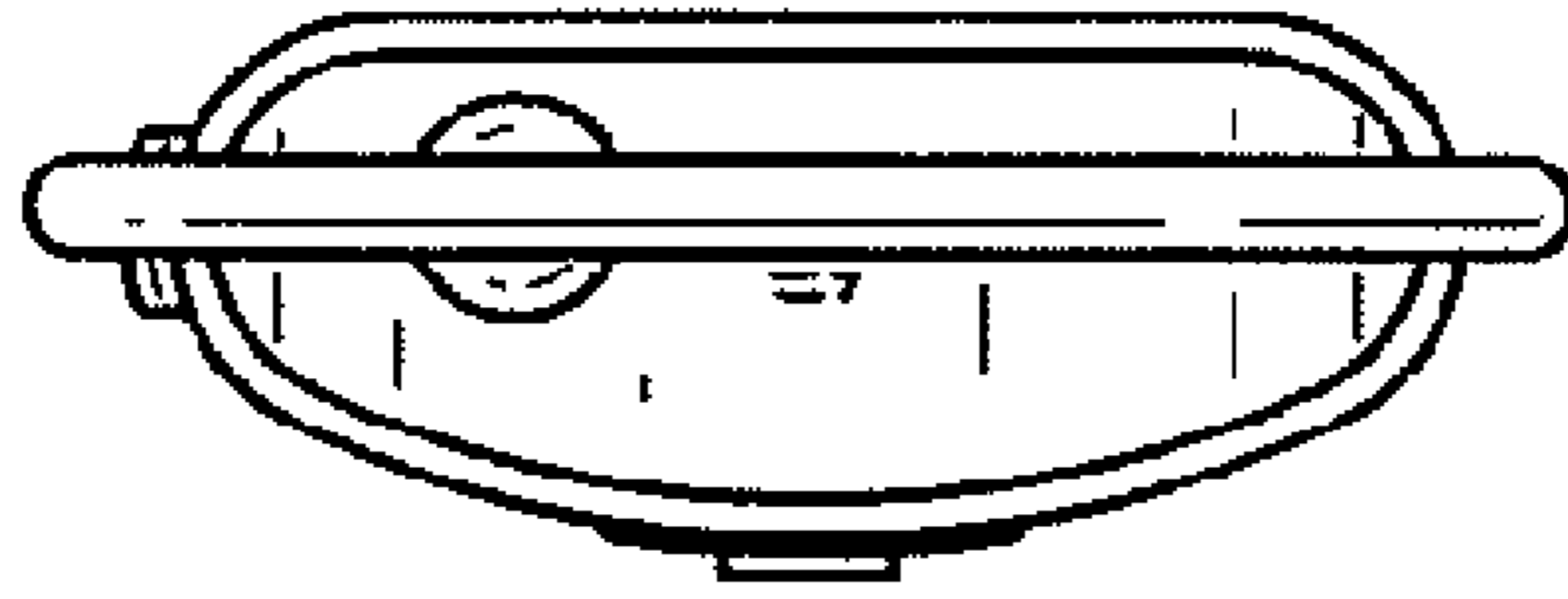


FIG. 6

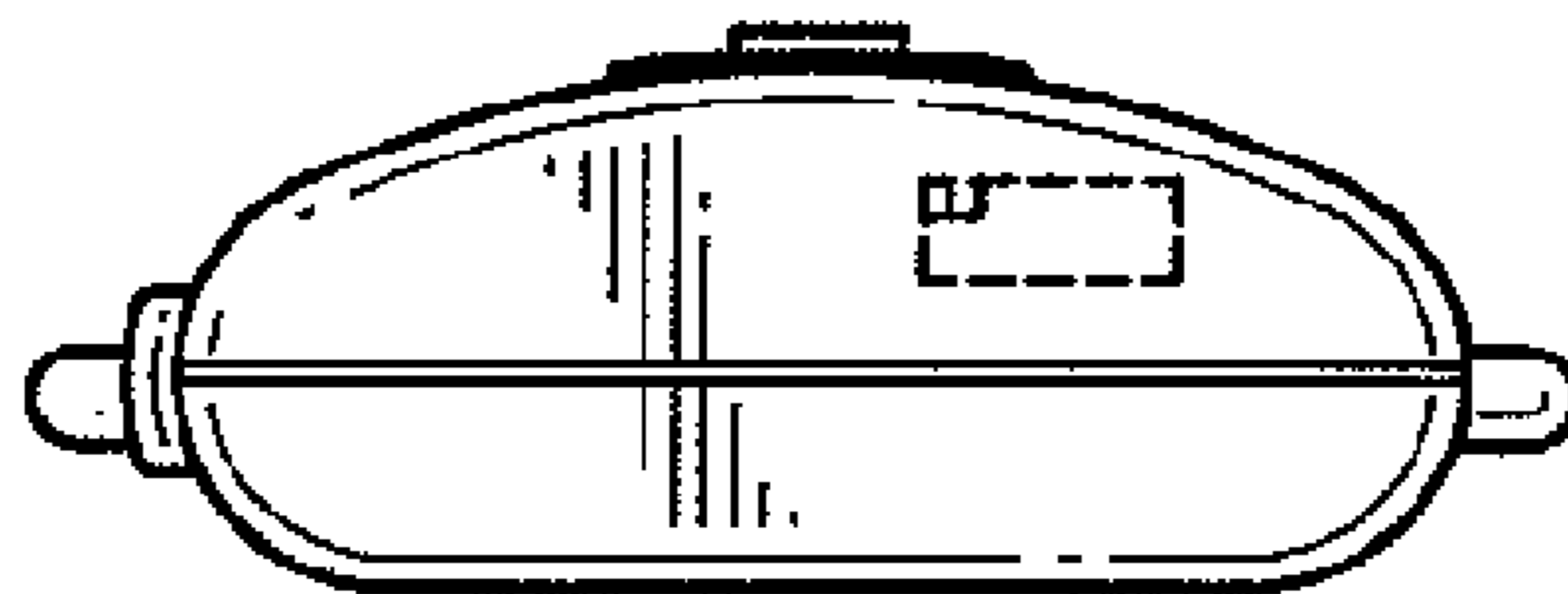


FIG. 7