



US00D618802S

(12) **United States Design Patent**
Brady et al.

(10) **Patent No.:** **US D618,802 S**
(45) **Date of Patent:** **** Jun. 29, 2010**

(54) **FITNESS MONITORING DEVICE**

(75) Inventors: **Donald Brady**, San Diego, CA (US);
Sammy I. Elhag, San Diego, CA (US);
Nikolai Rulkov, San Diego, CA (US);
Mark Hunt, San Diego, CA (US);
Robert Hunt, Vista, CA (US)

(73) Assignee: **Impact Sports Technologies, Inc.**, Las Vegas, NV (US)

(**) Term: **14 Years**

(21) Appl. No.: **29/338,687**

(22) Filed: **Jun. 16, 2009**

(51) **LOC (9) Cl.** **24-02**

(52) **U.S. Cl.** **D24/167**

(58) **Field of Classification Search** D24/164–169,
D24/186; D10/98, 30–32; 600/301, 481,
600/483–485, 490, 493–495, 499, 500, 501;
128/900

See application file for complete search history.

(56) **References Cited**

U.S. PATENT DOCUMENTS

D335,447 S * 5/1993 Boivin D10/32
D341,659 S * 11/1993 Homayoun et al. D24/167
D363,350 S * 10/1995 Baker D24/186
D377,983 S * 2/1997 Sabri et al. D24/167
D415,567 S * 10/1999 Bar D24/165

D419,897 S * 2/2000 Storck D10/98
D439,981 S * 4/2001 Kasabach et al. D24/186
D565,182 S * 3/2008 Cheng et al. D24/167
D582,304 S * 12/2008 Hashino et al. D10/70
7,470,234 B1 * 12/2008 Elhag et al. 600/485

* cited by examiner

Primary Examiner—T. Chase Nelson

Assistant Examiner—Anhdao Doan

(74) *Attorney, Agent, or Firm*—Clause Eight IPS; Michael Catania

(57) **CLAIM**

The ornamental design for a fitness monitoring device, as shown and described.

DESCRIPTION

FIG. 1 is a top plan view of the fitness monitoring device of the present invention with a display member and control members on a face.

FIG. 2 is a bottom plan view of the fitness monitoring device of FIG. 1.

FIG. 3 is a side view of the fitness monitoring device of FIG. 1.

FIG. 4 is an opposite side view of the fitness monitoring device of FIG. 1; and,

FIG. 5 is a front plan view of the fitness monitoring device of FIG. 1.

1 Claim, 4 Drawing Sheets

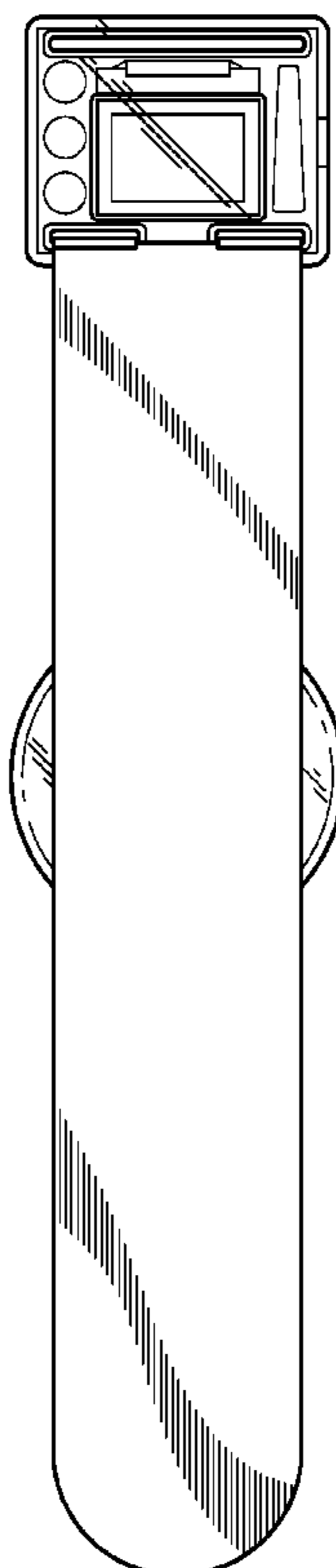


FIG. 1

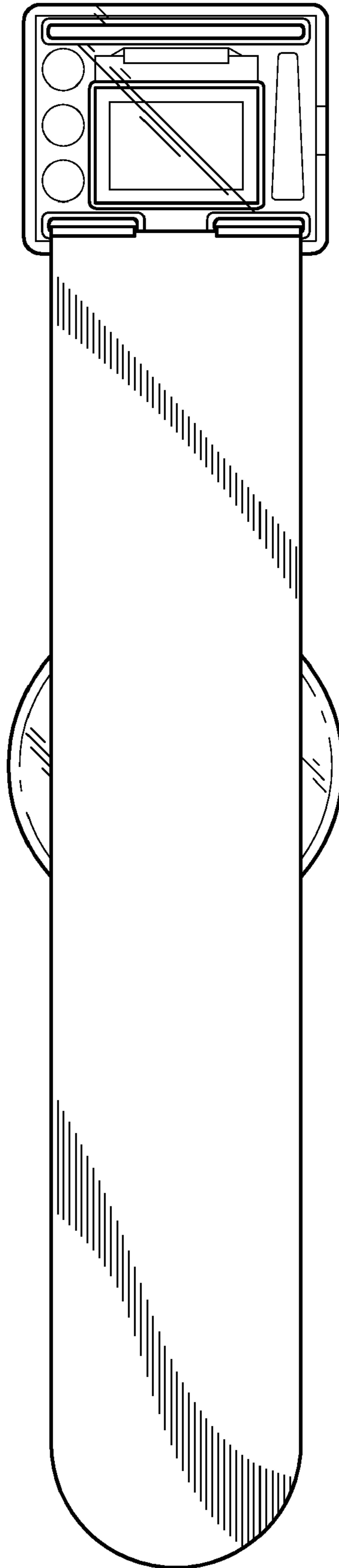


FIG. 2

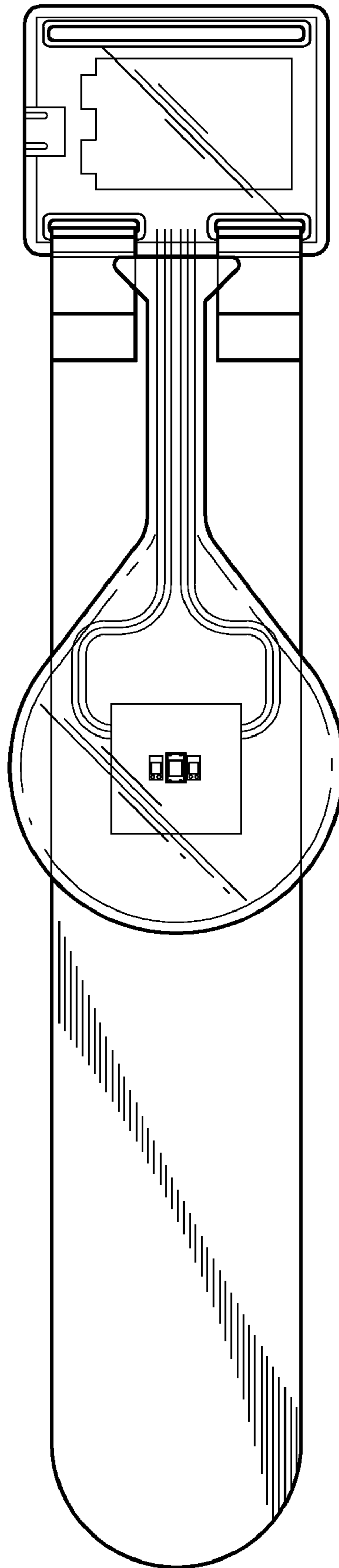
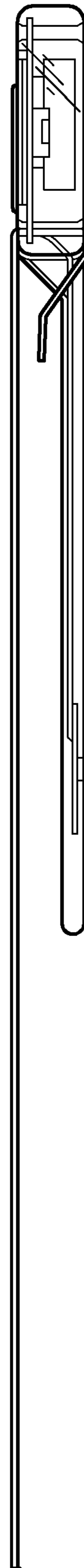


FIG. 3



FIG. 4



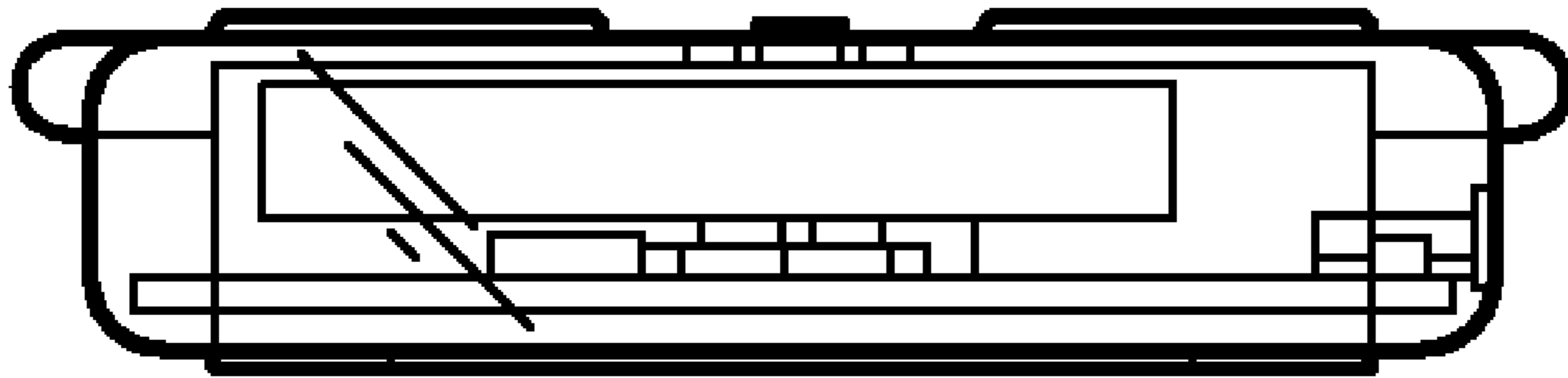


FIG. 5