



US00D618779S

(12) **United States Design Patent**
Jenkins

(10) **Patent No.:** **US D618,779 S**
(45) **Date of Patent:** **** Jun. 29, 2010**

(54) **AIR FILTER**

(76) Inventor: **Dorothy Jenkins**, 2908 E. Howell St.,
Tampa, FL (US) 33610

(**) Term: **14 Years**

(21) Appl. No.: **29/313,496**

(22) Filed: **Jan. 12, 2009**

(51) **LOC (9) Cl.** **23-04**

(52) **U.S. Cl.** **D23/365**

(58) **Field of Classification Search** D23/365,
D23/363, 358, 386, 354, 341, 364; 55/385.3,
55/502, 497, 506, 505, 521, 495, 422, 493,
55/492, DIG. 30; 210/497.1; 422/121; 454/926
See application file for complete search history.

(56) **References Cited**

U.S. PATENT DOCUMENTS

3,740,934	A *	6/1973	Shuler	55/502
5,232,478	A *	8/1993	Farris	55/422
D344,581	S *	2/1994	Kenneth	D23/365
5,523,057	A *	6/1996	Mazzilli	422/121
5,525,145	A *	6/1996	Hodge	55/495
5,762,665	A *	6/1998	Abrahamian et al.	55/385.3
D397,777	S *	9/1998	Mack, Jr.	D23/354
D402,356	S *	12/1998	Hodge	D23/365
5,891,402	A *	4/1999	Sassa et al.	55/521
5,922,096	A *	7/1999	Stemmer	55/497

6,139,426	A *	10/2000	Koerber	454/296
6,156,089	A *	12/2000	Stemmer et al.	55/492
D449,100	S *	10/2001	Sundet et al.	D23/365

* cited by examiner

Primary Examiner—T. Chase Nelson
Assistant Examiner—David G Muller

(57) **CLAIM**

The ornamental design for a air filter, as shown and described.

DESCRIPTION

FIG. 1 is a perspective view of an air filter showing my new design;

FIG. 2 is a top plan view thereof;

FIG. 3 is a bottom plan view thereof;

FIG. 4 is a left side elevational thereof;

FIG. 5 is a right side elevational view thereof;


FIG. 6 is a front elevational view thereof;

FIG. 7 is a rear elevational view thereof; and,

FIG. 8 is a cross-sectional view thereof taken along the length of the filter and shown at a larger scale.

The broken line showing of parts of the drawings is included for the purpose of illustrating use and environment and forms no part of the claimed design.

1 Claim, 3 Drawing Sheets






Fig. 2




Fig. 3






Fig. 4



Fig. 5



Fig. 6



Fig. 7



Fig. 8