



US00D618744S

(12) **United States Design Patent**
Way

(10) **Patent No.:** **US D618,744 S**

(45) **Date of Patent:** **** Jun. 29, 2010**

(54) **GOLF CLUB HEAD WITH CONCAVE FACE**

D491,242 S * 6/2004 Baiocchi D21/747
6,769,997 B2 8/2004 Ruiz
7,041,004 B2 5/2006 Engdahl

(76) Inventor: **Lee H. Way**, 14451 Birmingham Dr.,
Westminster, CA (US) 92683

* cited by examiner

(**) Term: **14 Years**

Primary Examiner—Mitchell I Siegel

(21) Appl. No.: **29/342,400**

(74) *Attorney, Agent, or Firm*—Kenneth L. Green

(22) Filed: **Aug. 24, 2009**

(57) **CLAIM**

(51) **LOC (9) Cl.** **21-02**

The ornamental design for a golf club head with concave face,
as shown.

(52) **U.S. Cl.** **D21/747**

(58) **Field of Classification Search** D21/747–751;
473/324–331, 350

DESCRIPTION

See application file for complete search history.

FIG. 1 is a perspective view showing the top, front, and left
side of the golf club head showing my new design.

(56) **References Cited**

U.S. PATENT DOCUMENTS

1,467,714	A	9/1923	Doerr	
1,685,826	A	10/1928	Radel	
1,835,718	A *	12/1931	Morton	473/328
D240,948	S *	8/1976	Redoutey	D21/747
D357,045	S *	4/1995	Simmons	D21/748
D398,356	S *	9/1998	Delaney	D21/747
D399,277	S *	10/1998	Ezaki	D21/747
D405,139	S *	2/1999	Ortiz	D21/748
D412,956	S	8/1999	Urbanski et al.	
D416,966	S	11/1999	Boyer	
D422,329	S *	4/2000	Raymond	D21/747
6,267,690	B1	7/2001	Salmon	

FIG. 2 is a front view thereof.

FIG. 3 is a rear view thereof.

FIG. 4 is a top view thereof.

FIG. 5 is a bottom view thereof.

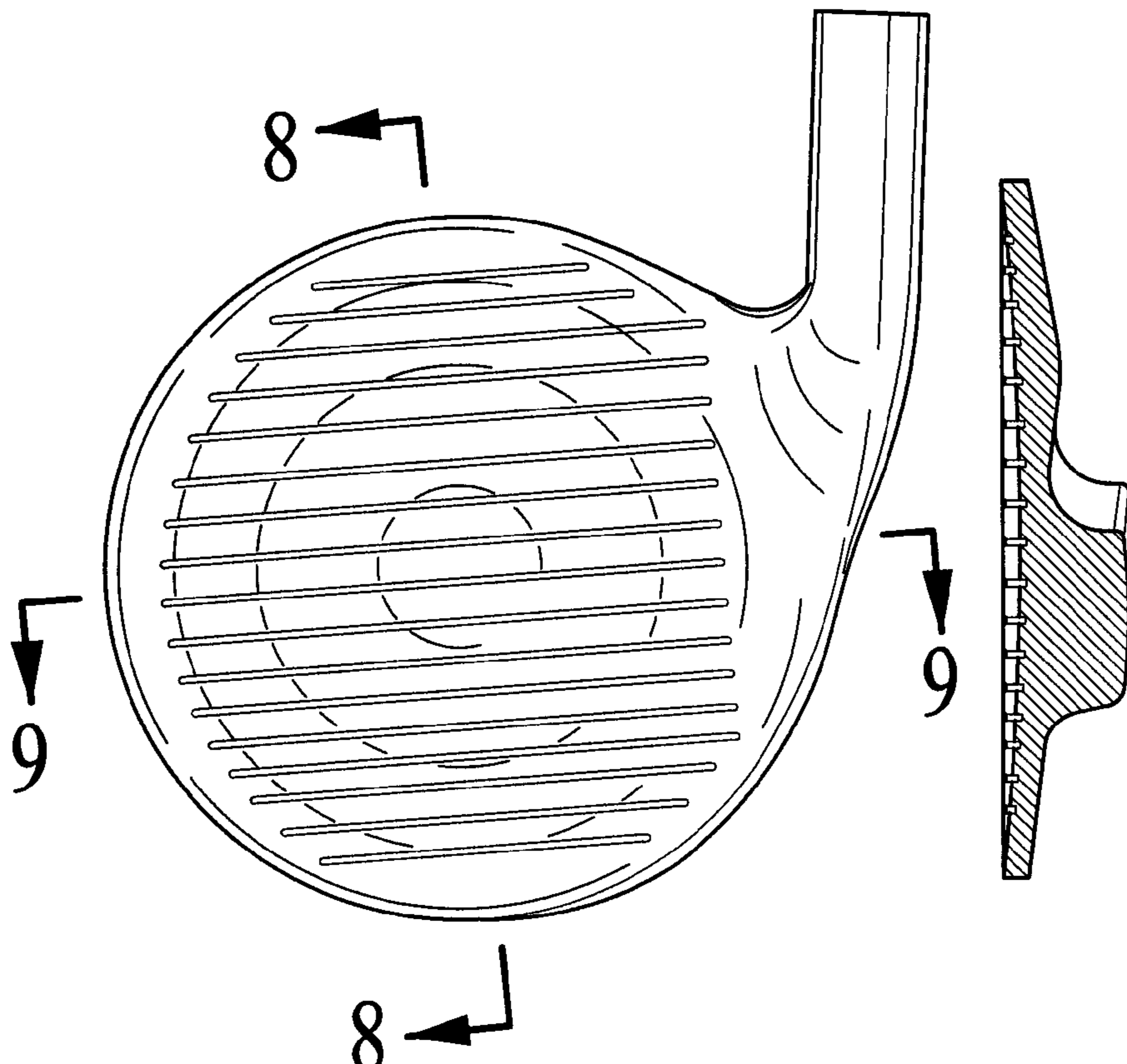
FIG. 6 is an end view thereof.

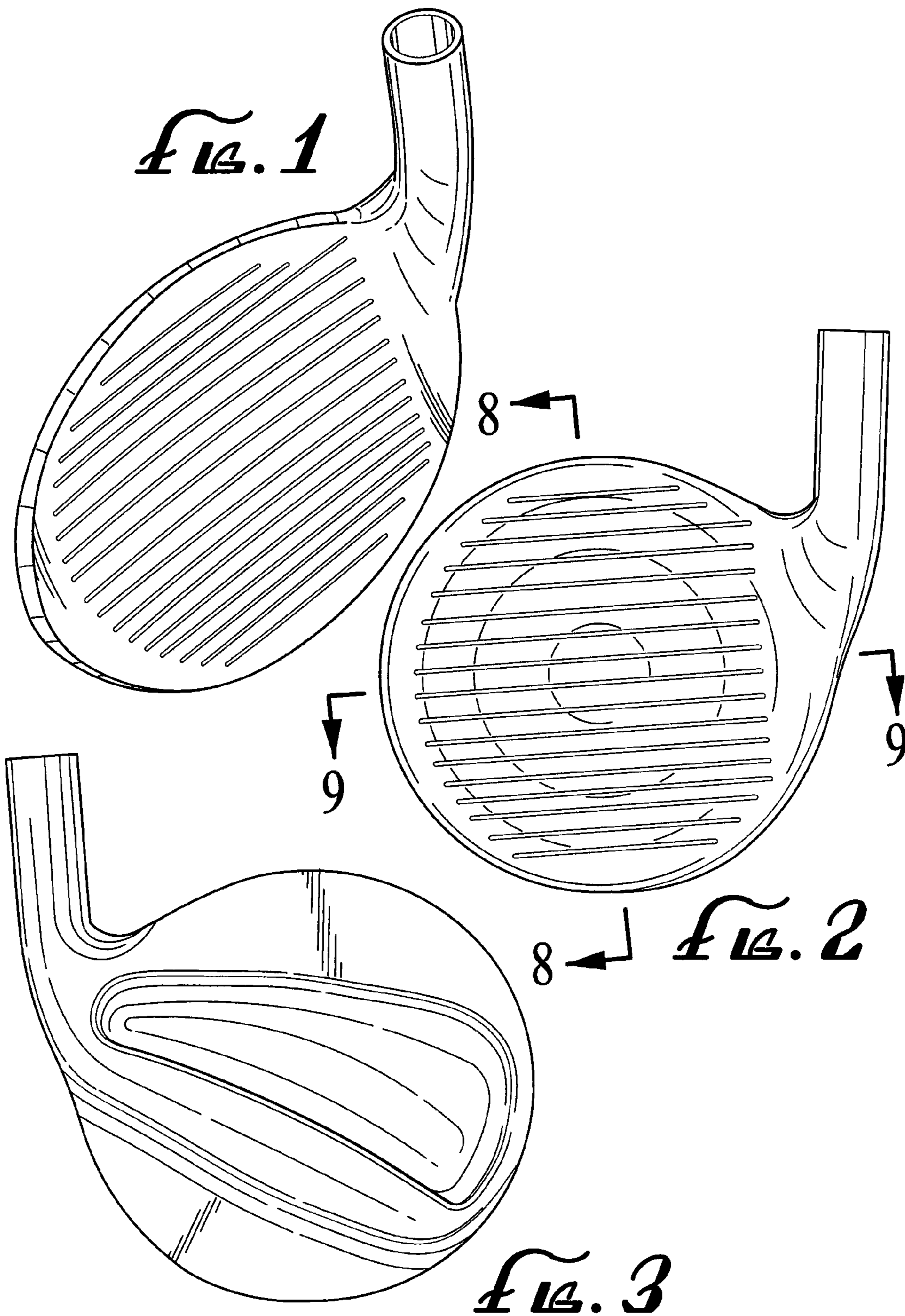
FIG. 7 is an end view from behind a shaft thereof.

FIG. 8 is a cross-sectional view taken along line 8—8 of FIG.
2 thereof; and,

FIG. 9 is a cross-sectional view taken along line 9—9 of FIG.
2 thereof.

1 Claim, 2 Drawing Sheets





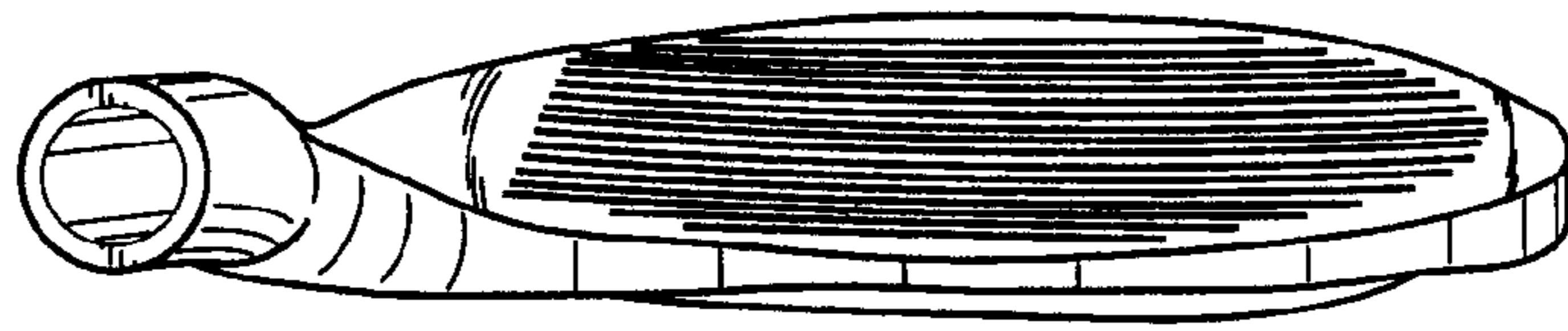


FIG. 4

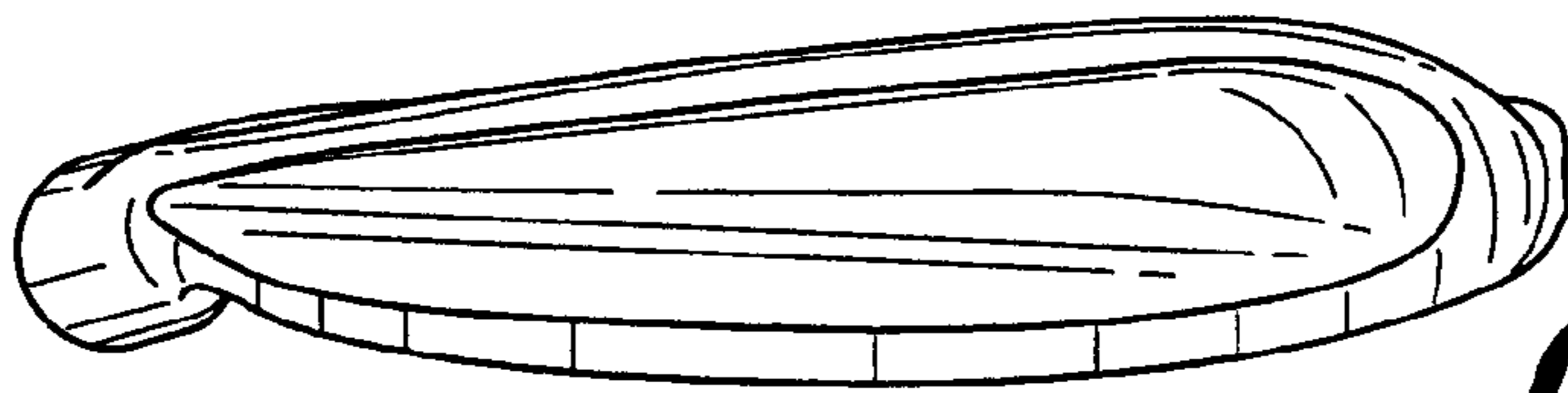


FIG. 5

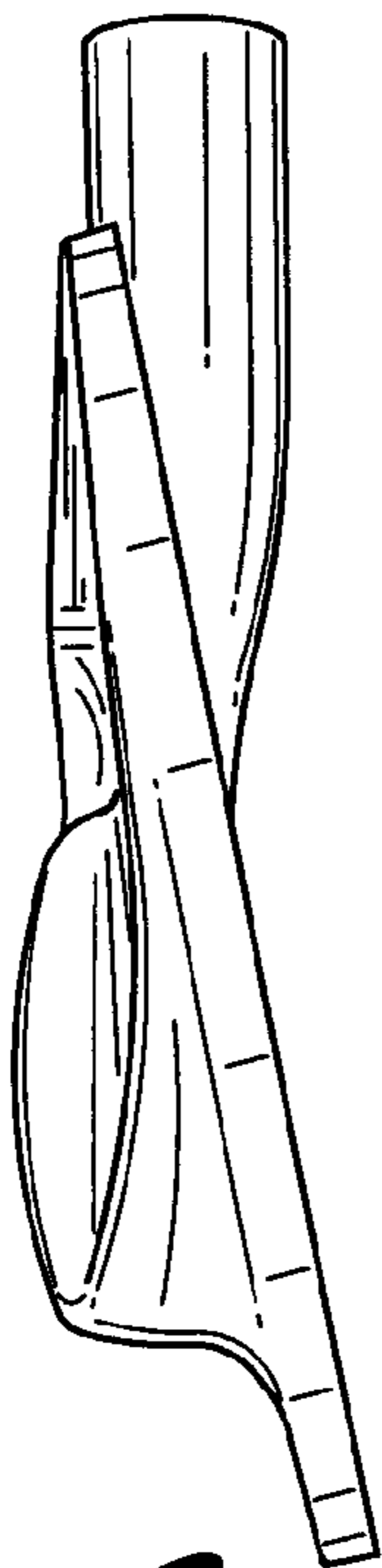


FIG. 6



FIG. 7

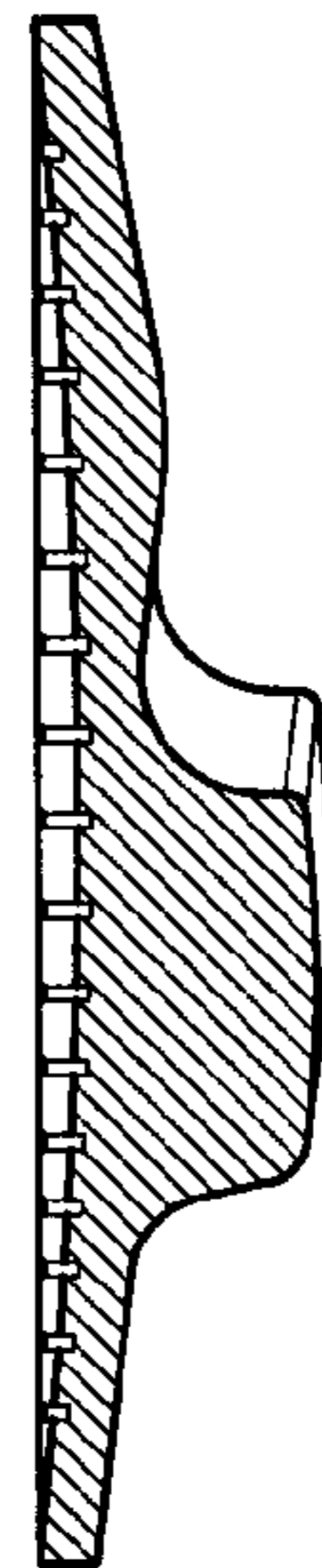


FIG. 8

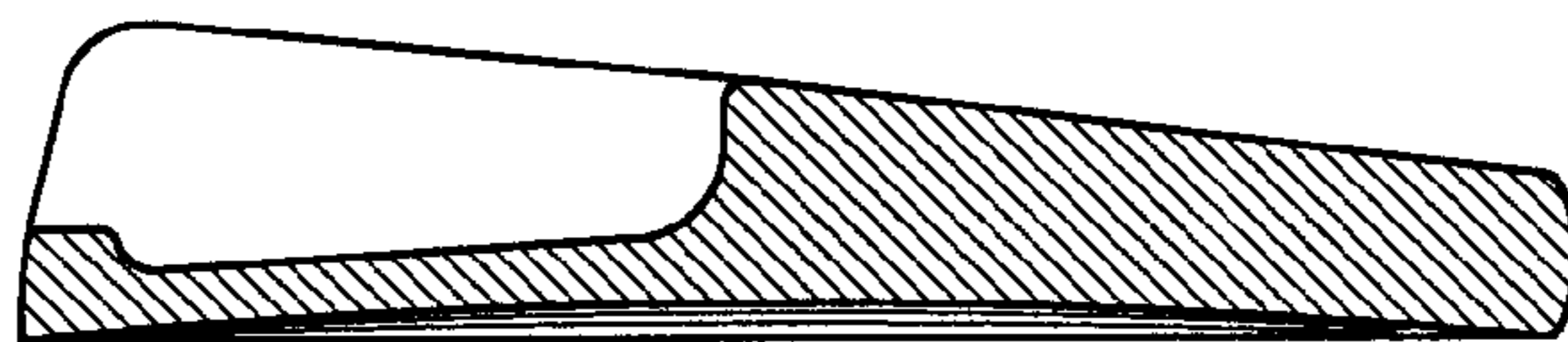


FIG. 9