



US00D618741S

(12) **United States Design Patent**
Crowder

(10) **Patent No.:** **US D618,741 S**
(45) **Date of Patent:** **** Jun. 29, 2010**

(54) **BILLIARD CUE STICK**

(76) Inventor: **Christopher L. Crowder**, 9409 Pep
Rally La., Waldorf, MD (US) 20603

(**) Term: **14 Years**

(21) Appl. No.: **29/339,574**

(22) Filed: **Jul. 2, 2009**

(51) **LOC (9) Cl.** **21-03**

(52) **U.S. Cl.** **D21/726**

(58) **Field of Classification Search** D21/726,
D21/789; 473/44-51

See application file for complete search history.

(56) **References Cited**

U.S. PATENT DOCUMENTS

1,355,254	A	10/1920	Parsons	
1,443,596	A	1/1923	Schaefer	
D254,383	S	3/1980	Poliquin	
D391,327	S	2/1998	Golz	
D453,364	S *	2/2002	Brothers D21/726
6,343,995	B1 *	2/2002	Green et al. 473/43

6,434,793	B1	8/2002	Ensson	
6,527,647	B2	3/2003	Ringeisen	
7,040,996	B2 *	5/2006	Grandin 473/46

* cited by examiner

Primary Examiner—Mitchell I Siegel
(74) *Attorney, Agent, or Firm*—Crossley Patent Law; Mark A. Crossley

(57) **CLAIM**

The ornamental design for a billiard cue stick, as shown and described.

DESCRIPTION

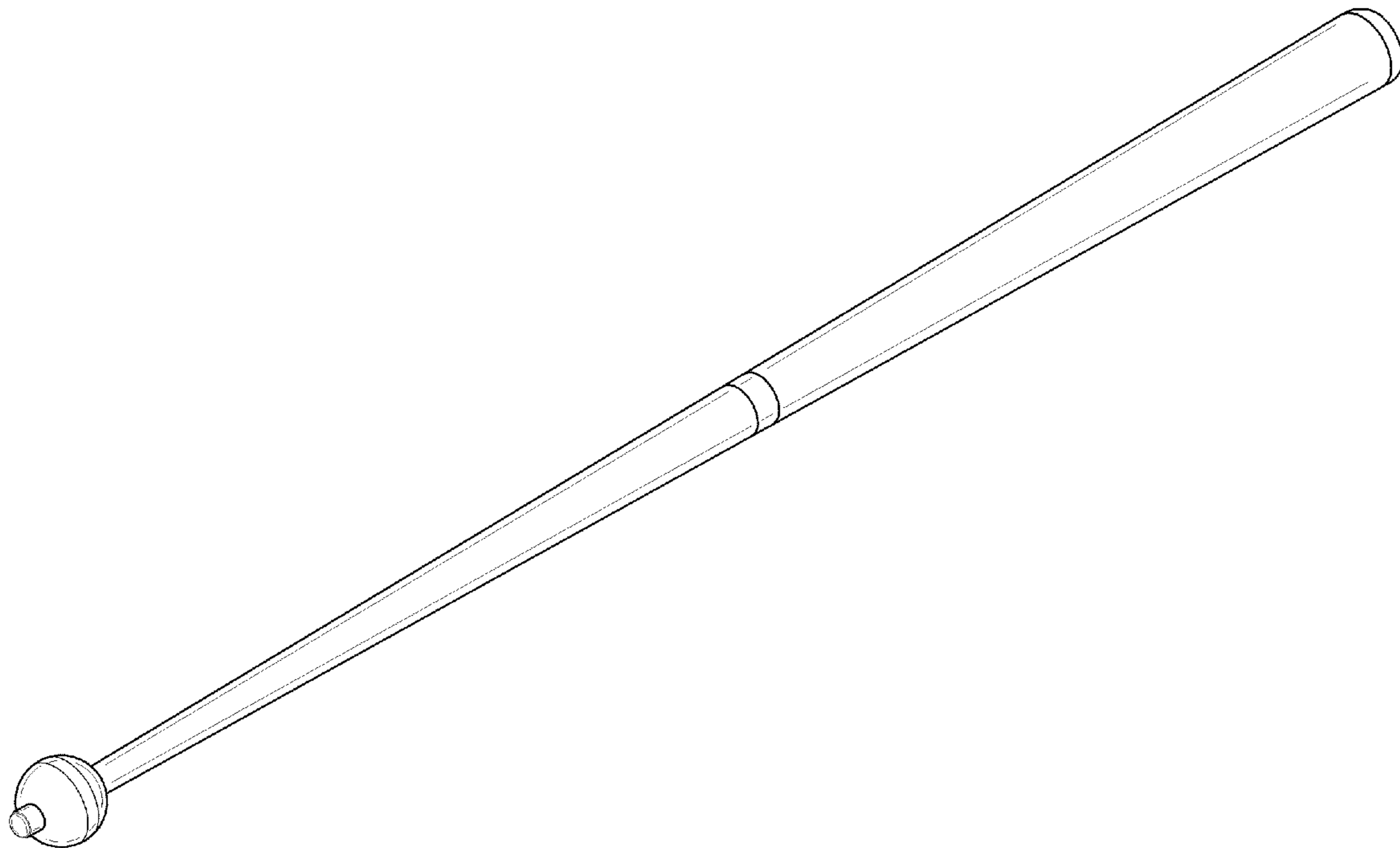
FIG. 1 is a top plan view of a billiard cue stick showing my new design, the opposite side being a mirror image of the shown;

FIG. 2 is a front elevation view thereof;

FIG. 3 is a rear elevation view thereof; and,

FIG. 4 is a right side isometric view thereof, the left side isometric view being a mirror image of the shown.

1 Claim, 2 Drawing Sheets



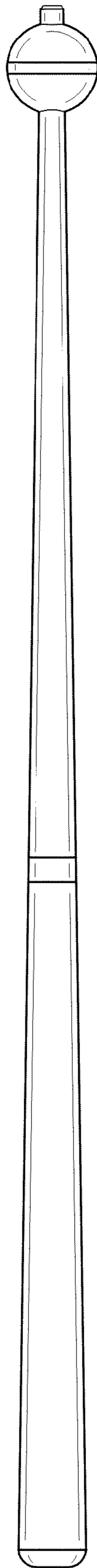


FIG. 1

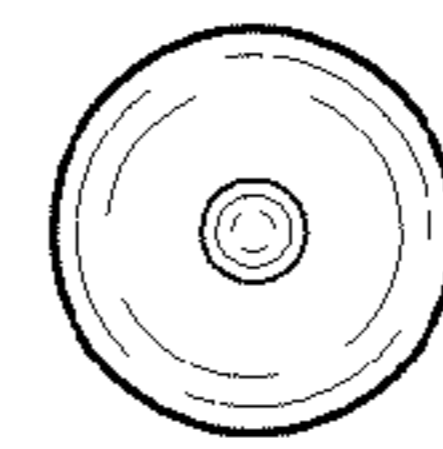


FIG. 2

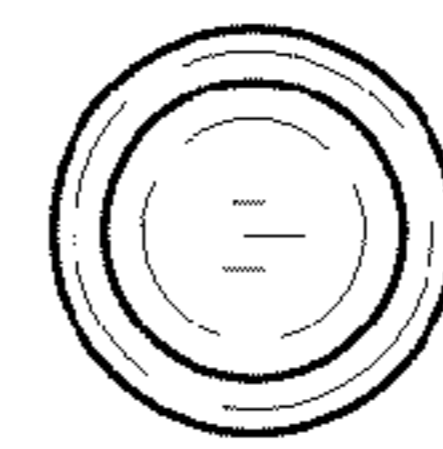


FIG. 3

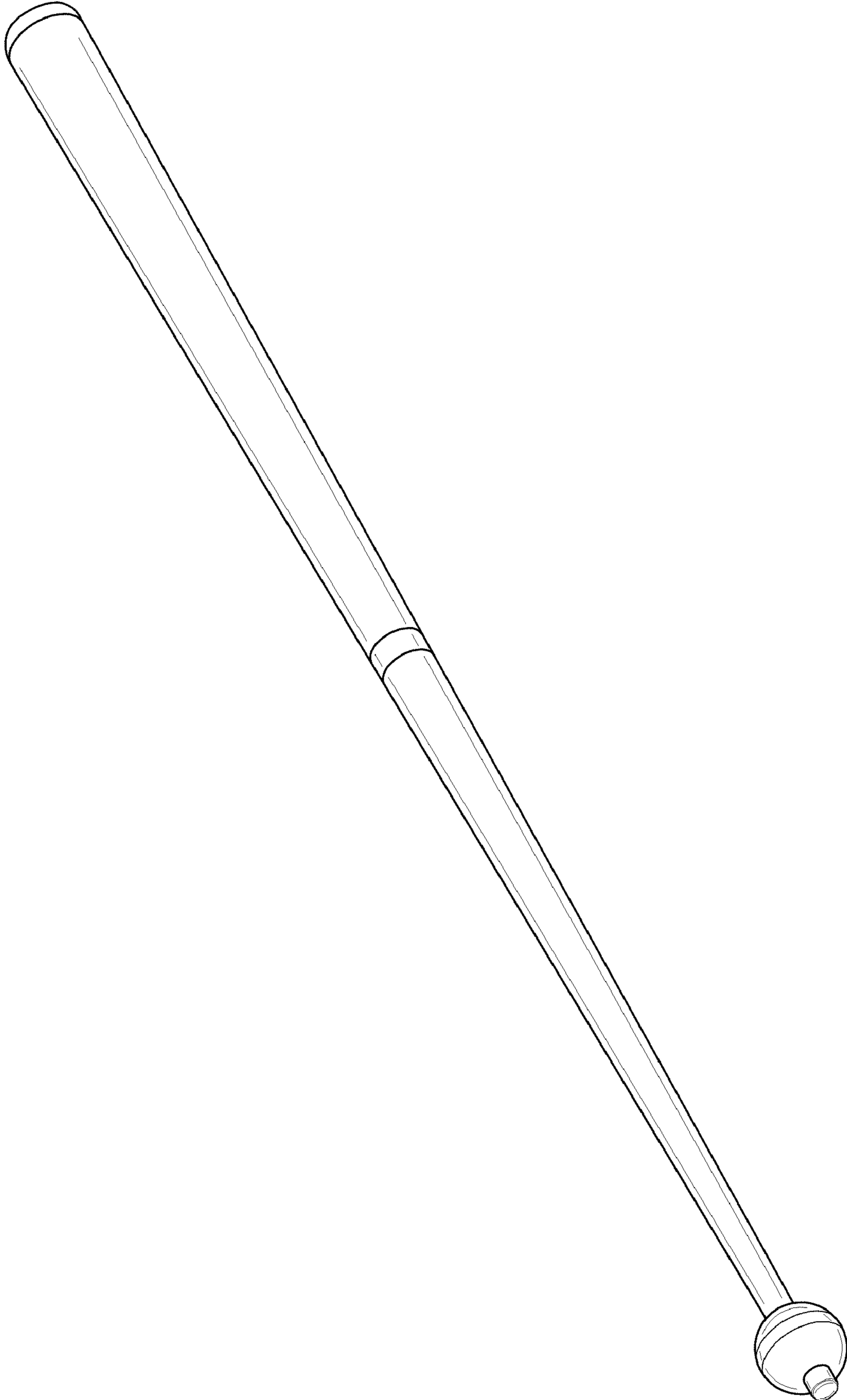


FIG. 4