



US00D618730S

(12) **United States Design Patent**
Bussison et al.

(10) **Patent No.:** **US D618,730 S**
(45) **Date of Patent:** **** Jun. 29, 2010**

(54) **DESK ORGANIZER WITH DOLL**

(75) Inventors: **Lori Bussison**, Berlin, NJ (US); **Lisa M. Stella**, Wheatley Heights, NY (US); **Felicia A. Clark**, Holtsville, NY (US)

(73) Assignee: **Wacky Kreations, Inc.**, Wheatley Heights, NY (US)

(**) Term: **14 Years**

(21) Appl. No.: **29/314,819**

(22) Filed: **May 1, 2009**

(51) **LOC (9) Cl.** **19-02**

(52) **U.S. Cl.** **D19/75; D21/621**

(58) **Field of Classification Search** D3/206,
D3/215; D19/75, 77-86, 90-95; 24/11 CC,
24/11 CT, 11 F, 11 P, 11 R, 3.7; 206/214,
206/249, 371, 460, 461; D21/621, 659; D11/139,
D11/160

See application file for complete search history.

(56) **References Cited**

U.S. PATENT DOCUMENTS

D42,881 S *	8/1912	Rees	D21/659
1,799,049 A *	3/1931	Krueger	211/69.7
D196,596 S *	10/1963	Carr	D21/630
D241,044 S *	8/1976	Daenen	D21/623
D241,757 S *	10/1976	Goldfarb	D21/635
D272,489 S *	2/1984	Satterfield	D6/351
D276,537 S *	11/1984	Tabachnik	D19/82

4,507,882 A *	4/1985	Harrell	36/136
D286,551 S *	11/1986	Satterfield	D19/82
D286,552 S *	11/1986	Satterfield	D19/82
D340,268 S *	10/1993	Poteet	D21/644
D438,271 S *	2/2001	Wall	D21/714
6,439,952 B1 *	8/2002	Yamamura	446/383
D576,218 S *	9/2008	Auberger et al.	D21/621
D576,220 S *	9/2008	Auberger et al.	D21/621
D595,364 S *	6/2009	Auberger et al.	D21/621

* cited by examiner

Primary Examiner—Elizabeth A Albert

(74) *Attorney, Agent, or Firm*—Abelman, Frayne & Schwab

(57) **CLAIM**

The ornamental design for a desk organizer with doll, as shown and described.

DESCRIPTION

FIG. 1 is a front, top perspective view showing our new design;

FIG. 2 is a top view thereof;


FIG. 3 is a left side elevation view thereof;

FIG. 4 is a rear elevation view; and,

FIG. 5 is a right side elevation view thereof.

The broken lines showing of portions of the organizer are included for the purpose of illustrating environmental matter and form no part of the claimed design.

1 Claim, 3 Drawing Sheets



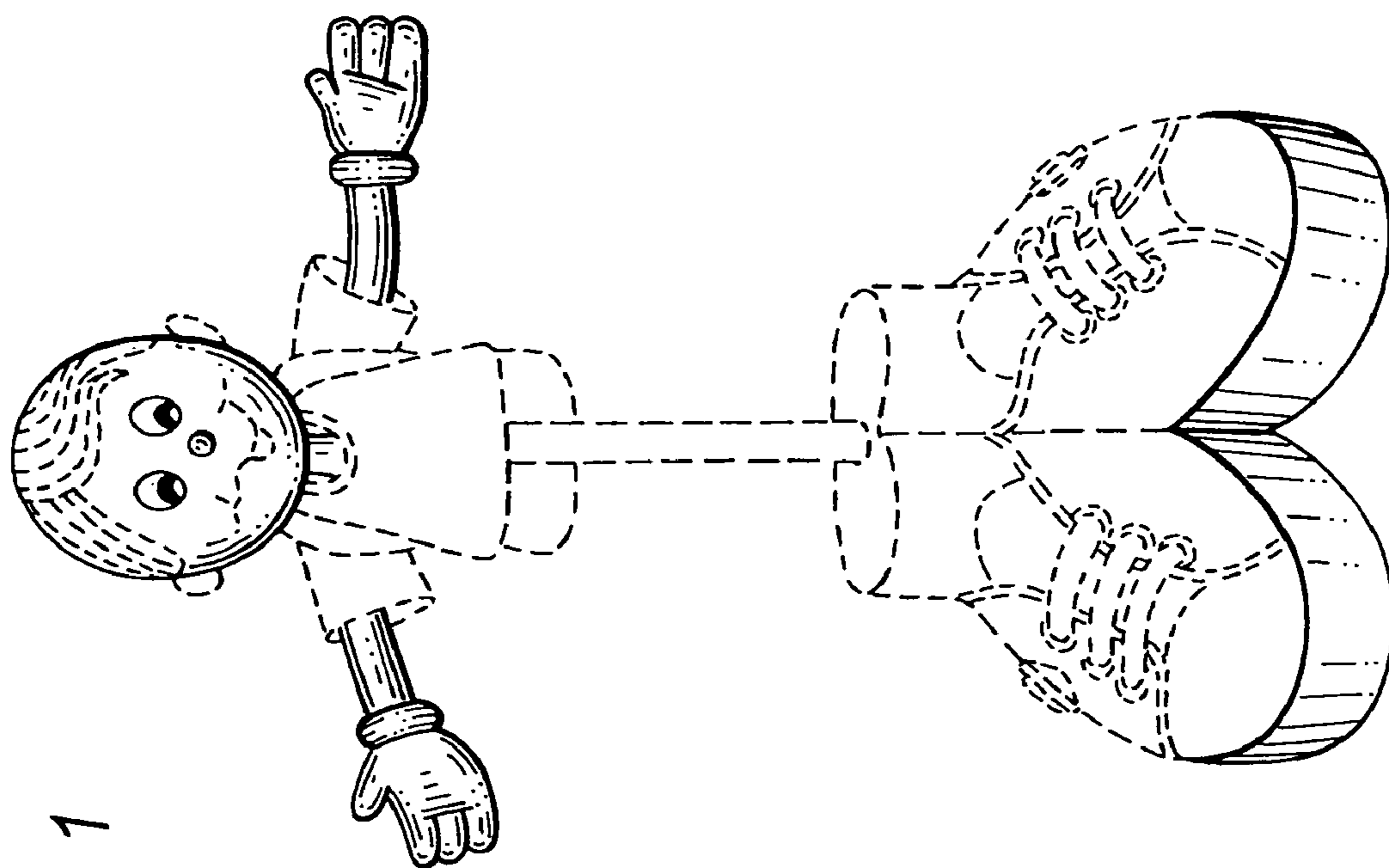


FIG. 1

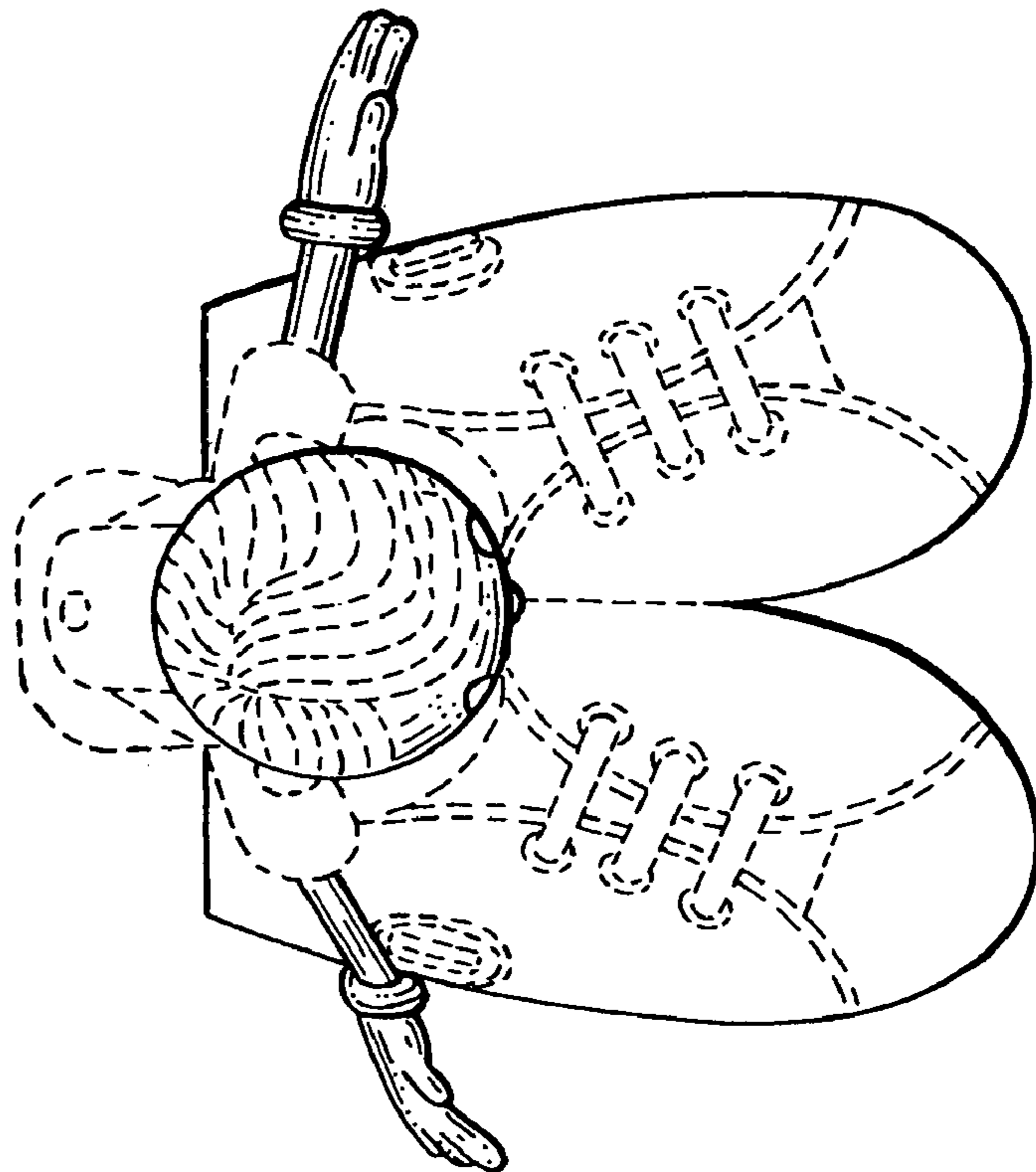


FIG. 2

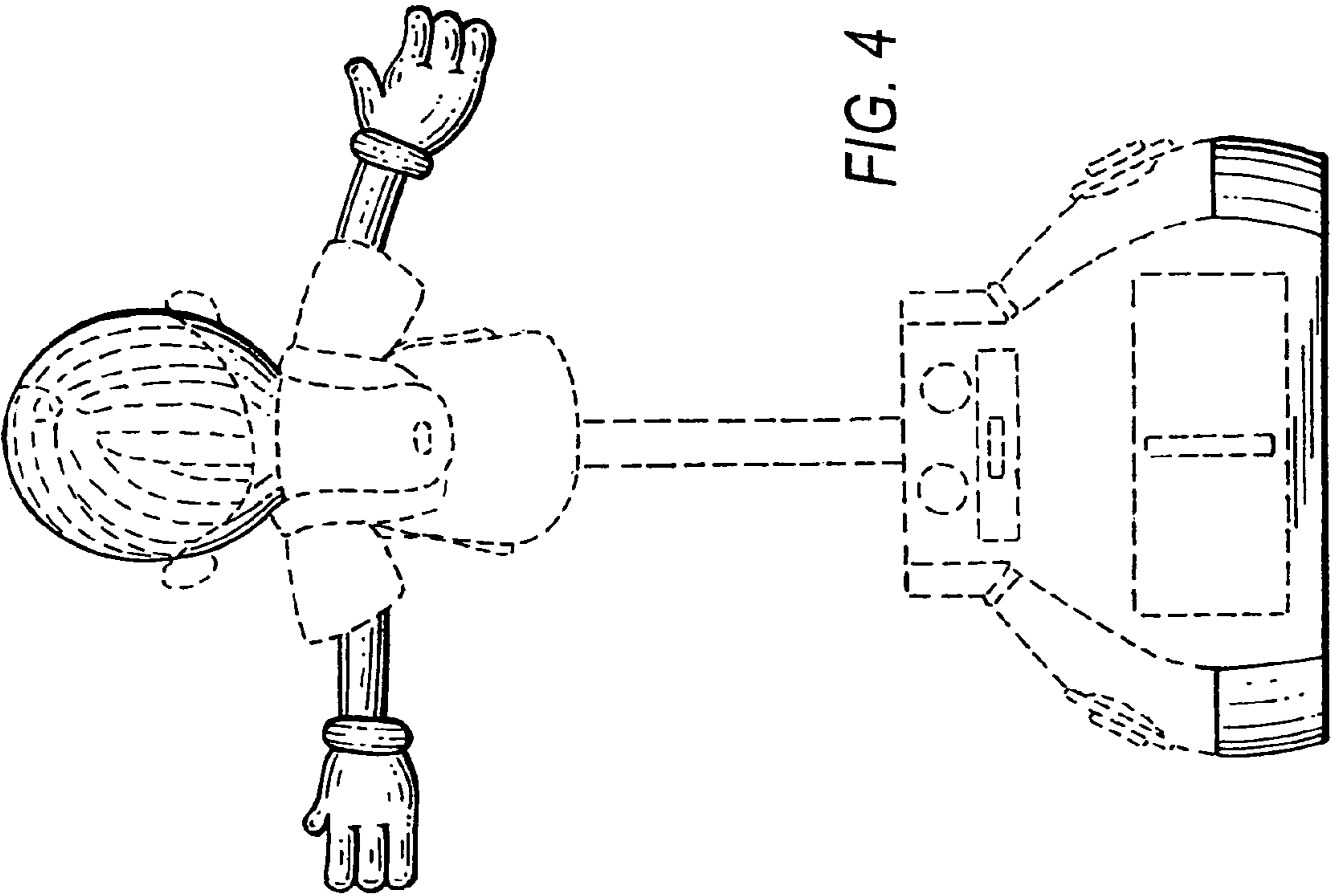


FIG. 3

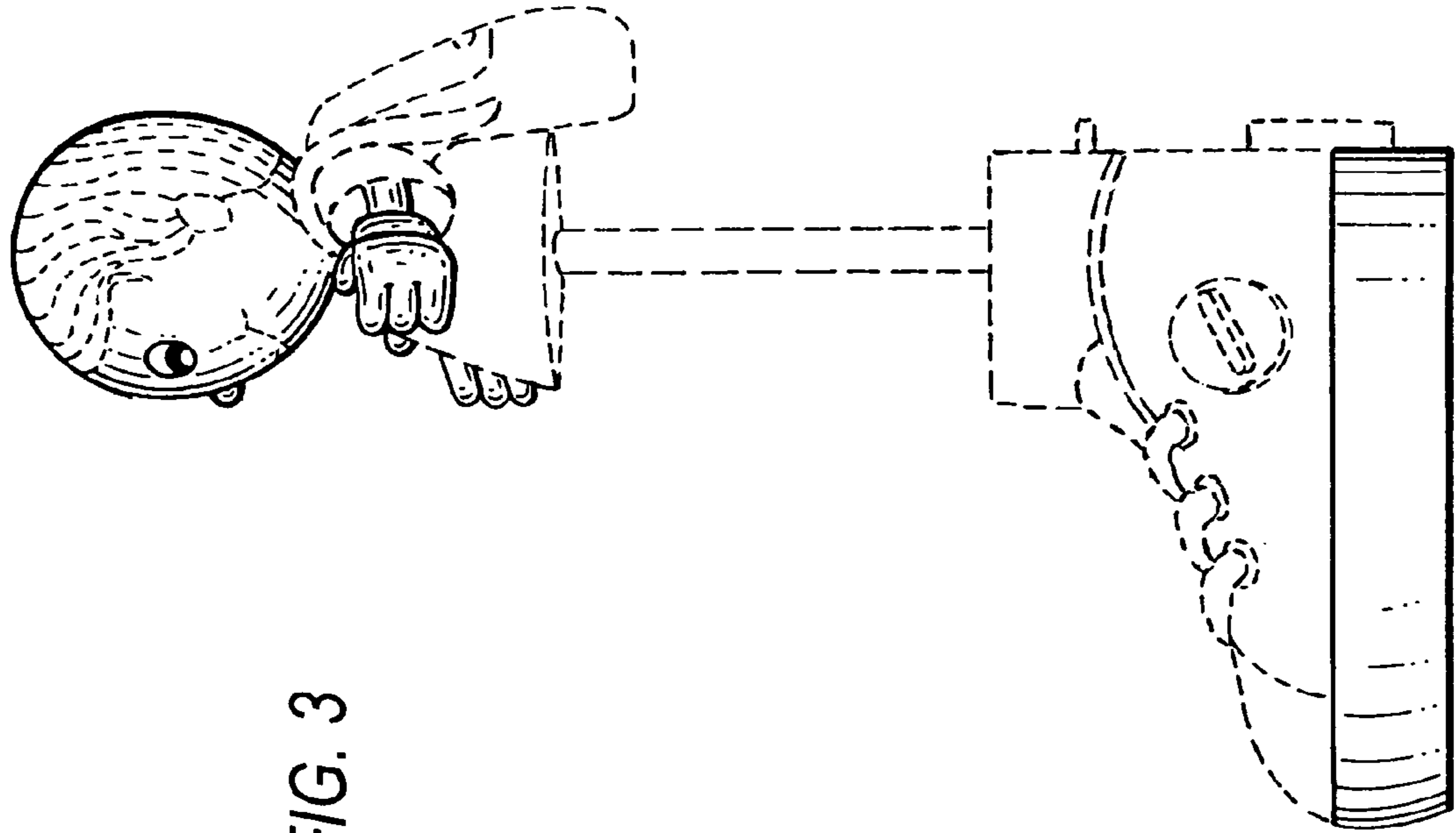


FIG. 4

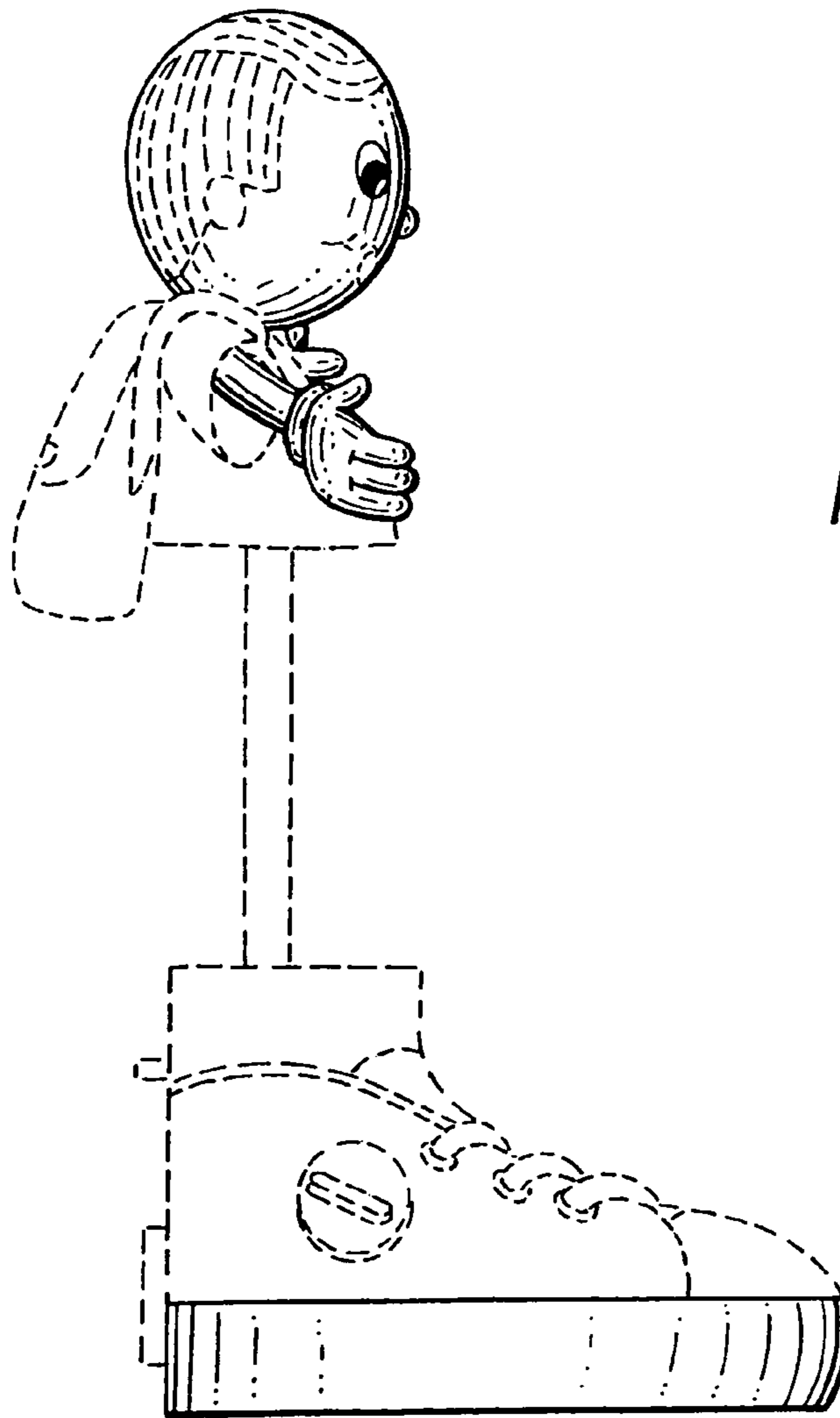


FIG. 5