



US00D618725S

(12) **United States Design Patent**  
**Cetera**

(10) **Patent No.:** **US D618,725 S**  
(45) **Date of Patent:** **\*\* Jun. 29, 2010**

(54) **PEN GRIP**

(76) Inventor: **Carl Cetera**, 338 Hackensack St.,  
Carlstadt, NJ (US) 07072

(\*\*) Term: **14 Years**

(21) Appl. No.: **29/317,944**

(22) Filed: **May 9, 2008**

(51) **LOC (9) Cl.** ..... **19-06**

(52) **U.S. Cl.** ..... **D19/55**

(58) **Field of Classification Search** ..... D19/35,  
D19/36, 41, 42, 43, 44, 45, 46, 47, 48, 49,  
D19/50, 51, 54, 55, 56, 57; 24/11 F, 11 P,  
24/11 R; 401/6, 52, 99, 100, 104, 105, 106,  
401/107, 108, 109, 192, 195, 221, 234; 708/107  
See application file for complete search history.

(56) **References Cited**

**U.S. PATENT DOCUMENTS**

D80,585 S *	2/1930	Thomas et al.	.....	D10/46.1
D141,630 S *	6/1945	Chapman	.....	D19/47
D294,281 S *	2/1988	Song	.....	D19/47
D368,738 S *	4/1996	Osada et al.	.....	D19/51
D373,143 S *	8/1996	Jagger	.....	D19/55
D414,202 S *	9/1999	Pellissa Beneyto	.....	D19/47
D421,625 S *	3/2000	Oka	.....	D19/49
D438,566 S *	3/2001	Nagel	.....	D19/51
D448,047 S *	9/2001	Lewis, Jr.	.....	D19/47
6,802,664 B2 *	10/2004	Vial et al.	.....	401/6
D507,301 S *	7/2005	Qiu	.....	D19/51

D569,428 S *	5/2008	Qiu	.....	D19/43
D583,411 S *	12/2008	Zhao	.....	D19/44
D583,412 S *	12/2008	Li	.....	D19/44
D584,354 S *	1/2009	Koch	.....	D19/48
D586,393 S *	2/2009	Nishida	.....	D19/49
D591,347 S *	4/2009	Leon	.....	D19/48

**FOREIGN PATENT DOCUMENTS**

WO DM/058608 \* 10/2001

\* cited by examiner

*Primary Examiner*—Elizabeth A Albert  
*Assistant Examiner*—Karen E Eldridge Powers

(57) **CLAIM**

The ornamental design for the pen grip, as shown and described.

**DESCRIPTION**

FIG. 1 is the front bottom perspective view of the pen grip showing my new design;

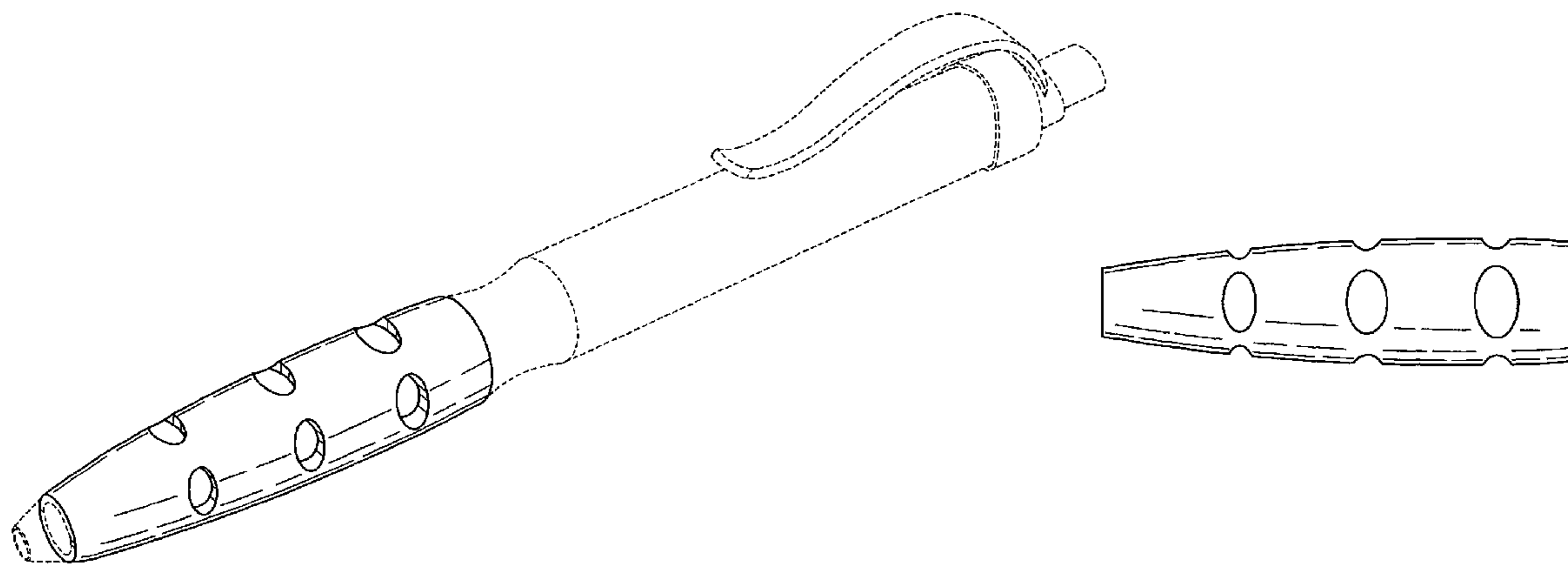
FIG. 2 is a right side elevational view thereof which is a mirror image of the left side, front, and back views thereof;

FIG. 3 is a bottom plan view thereof; and,

FIG. 4 is a top plan view thereof.

The broken lines depicting environmental structure are for illustrative purposes only and form no part of the claimed design.

**1 Claim, 2 Drawing Sheets**



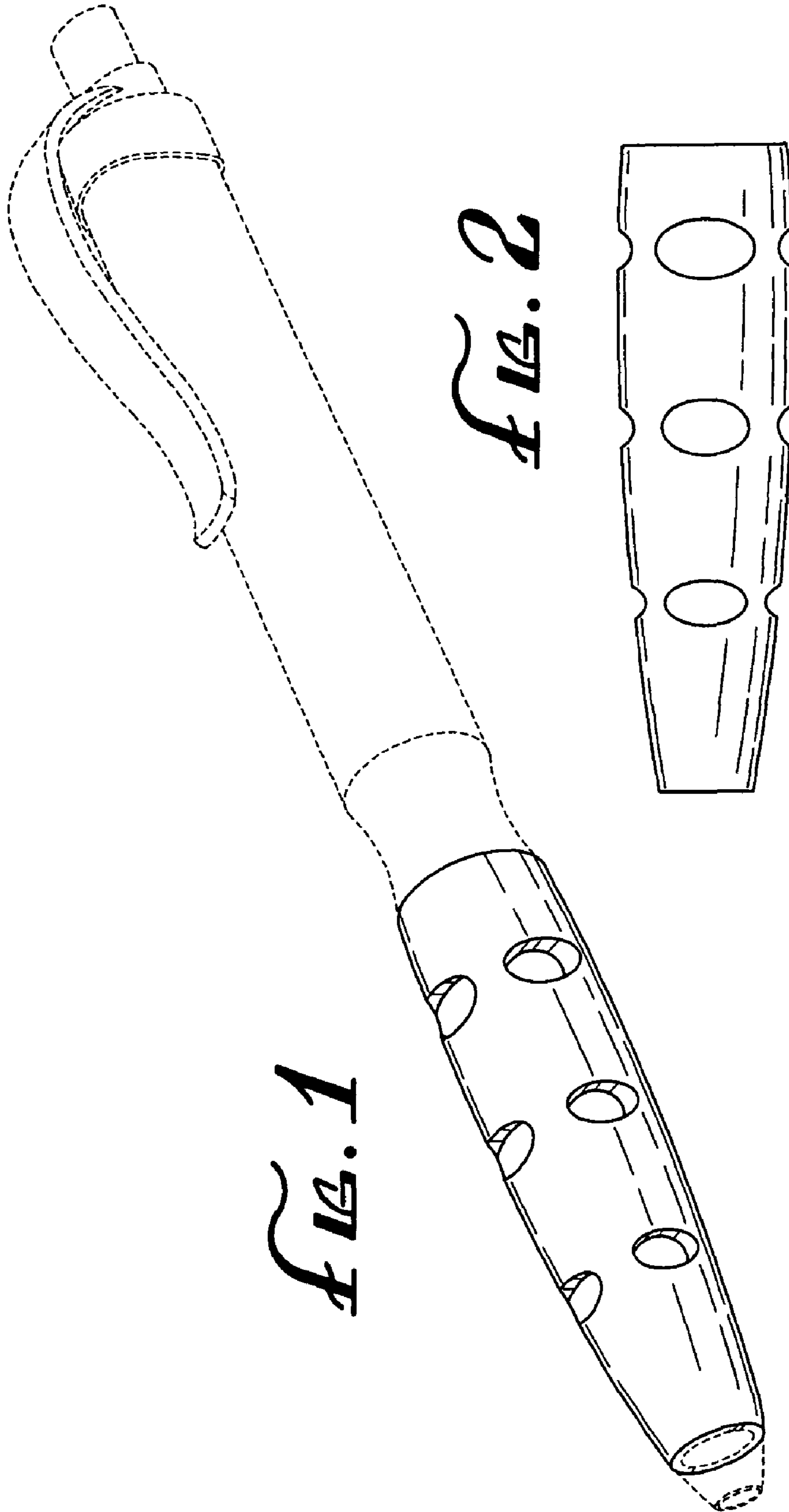


FIG. 1

FIG. 2

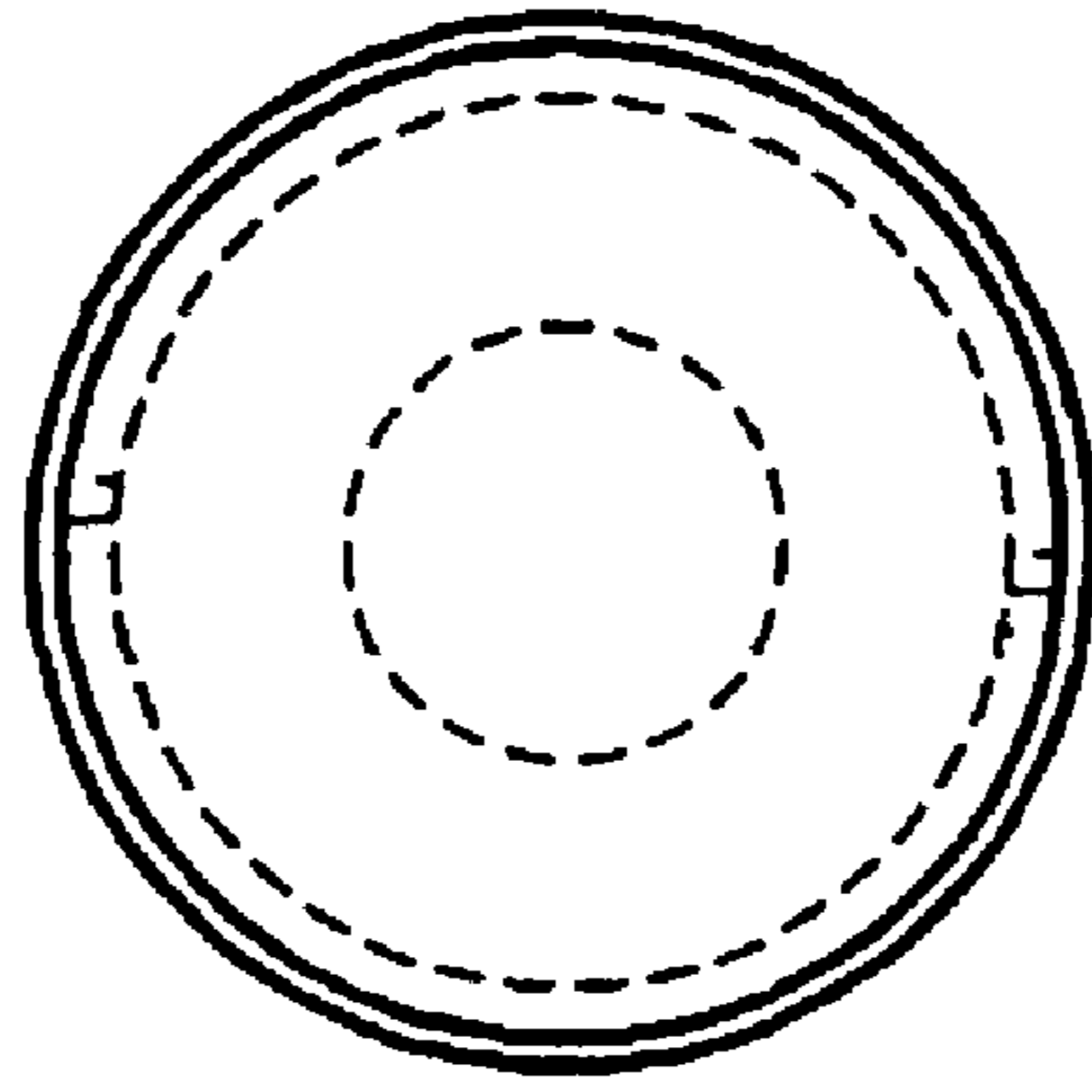


FIG. 1

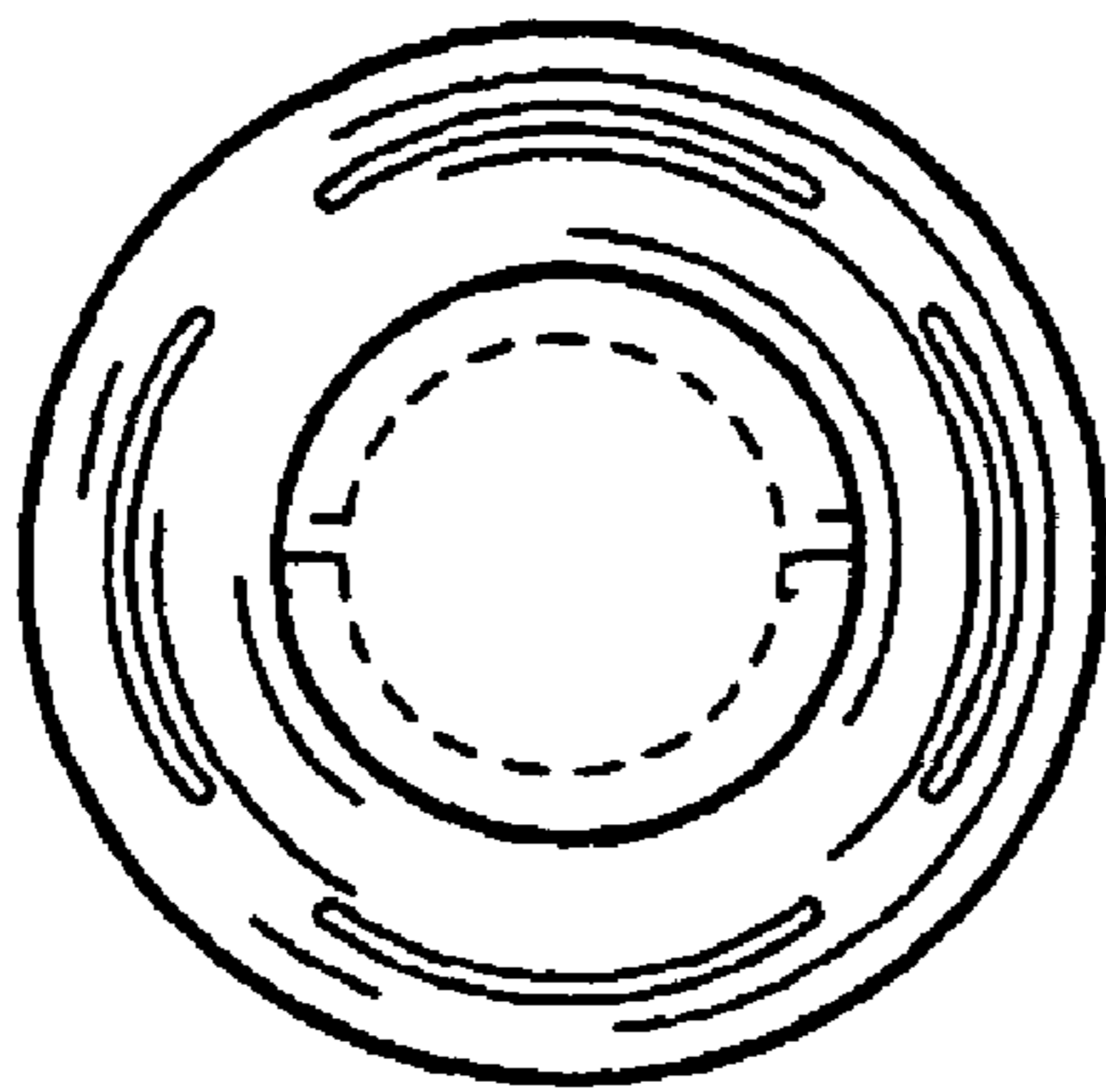


FIG. 2