



US00D618692S

(12) **United States Design Patent**
Deutsch et al.

(10) **Patent No.:** **US D618,692 S**
(45) **Date of Patent:** **** Jun. 29, 2010**

(54) **STAND FOR MOBILE VIDEO DEVICES**

(76) Inventors: **Daniel Deutsch**, 7075 Kingspointe Pkwy., Suite 6, Orlando, FL (US) 32819;
Edward W. Hyde, 222 Finley Ave., Kissimmee, FL (US) 34741

(**) Term: **14 Years**

(21) Appl. No.: **29/341,626**

(22) Filed: **Aug. 10, 2009**

(51) **LOC (9) Cl.** **08-07**

(52) **U.S. Cl.** **D14/447; D14/238.1**

(58) **Field of Classification Search** D14/447, D14/451, 452, 432, 439, 448, 457, 203.8, D14/217, 224, 224.1, 238.1, 239, 251, 252, D14/253, 371, 372, 373, 374, 375, 376, 377, D14/378, 379, 381, 382, 434; D6/310, 311, D6/312, 313, 314, 406.3, 406.4, 406.5, 406.6, D6/419, 420; D8/383, 373, 380; D12/415; 379/454, 455; 312/223.3; 248/917, 918, 248/919, 920, 921, 922, 923, 924, 447.2, 248/455, 460, 228.6, 276.1, 281.11; 361/679.02, 361/679.04, 679.06, 679.07, 679.09, 679.21, 361/679.26, 679.27, 679.3, 679.55, 679.56
See application file for complete search history.

(56) **References Cited**

U.S. PATENT DOCUMENTS

D342,889 S * 1/1994 Adams D8/367
D376,805 S * 12/1996 Johansson D14/253
D376,972 S * 12/1996 Zissu D8/354
D510,517 S * 10/2005 Noack D8/373
6,981,682 B2 * 1/2006 Kind 248/444
D532,291 S * 11/2006 Geers D8/394

D571,815 S * 6/2008 Chung D14/447
D574,375 S * 8/2008 Prest et al. D14/253
D589,962 S * 4/2009 Maruyama et al. D14/432
D596,393 S * 7/2009 Leung et al. D3/218
D601,300 S * 9/2009 Burk D28/18
D603,840 S * 11/2009 Lee et al. D14/217
D608,357 S * 1/2010 Peyridieu D14/253

OTHER PUBLICATIONS

Inexpensive iPhone Stand, Dec. 10, 2009, viewed on Mar. 22, 2010, <http://www.beato.com/2009/12/inexpensive-iphone-stand/>.*

* cited by examiner

Primary Examiner—Jennifer Rivard

Assistant Examiner—Angela J Lee

(74) *Attorney, Agent, or Firm*—Larry D. Johnson

(57) **CLAIM**

The ornamental design for a stand for mobile video devices, as shown and described.

DESCRIPTION

FIG. 1 is a right front perspective view;

FIG. 2 is a right front perspective view, with a mobile video device shown in broken lines for the purpose of showing environment and forming no part of the claimed design;

FIG. 3 is a right side elevation view;

FIG. 4 is a left side elevation view;

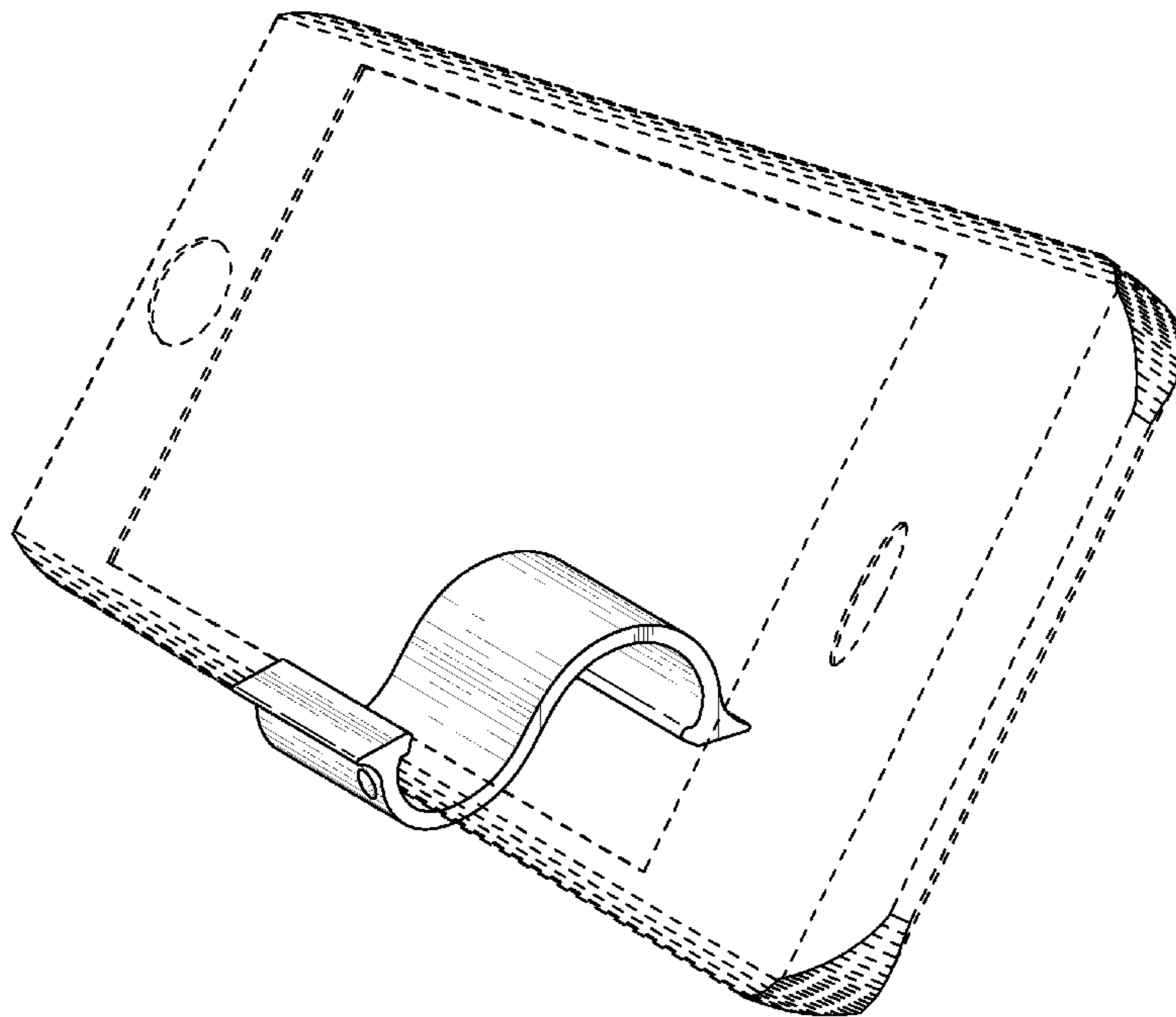
FIG. 5 is a top view;

FIG. 6 is a bottom view;

FIG. 7 is a rear elevation view; and,

FIG. 8 is a front elevation view.

1 Claim, 3 Drawing Sheets



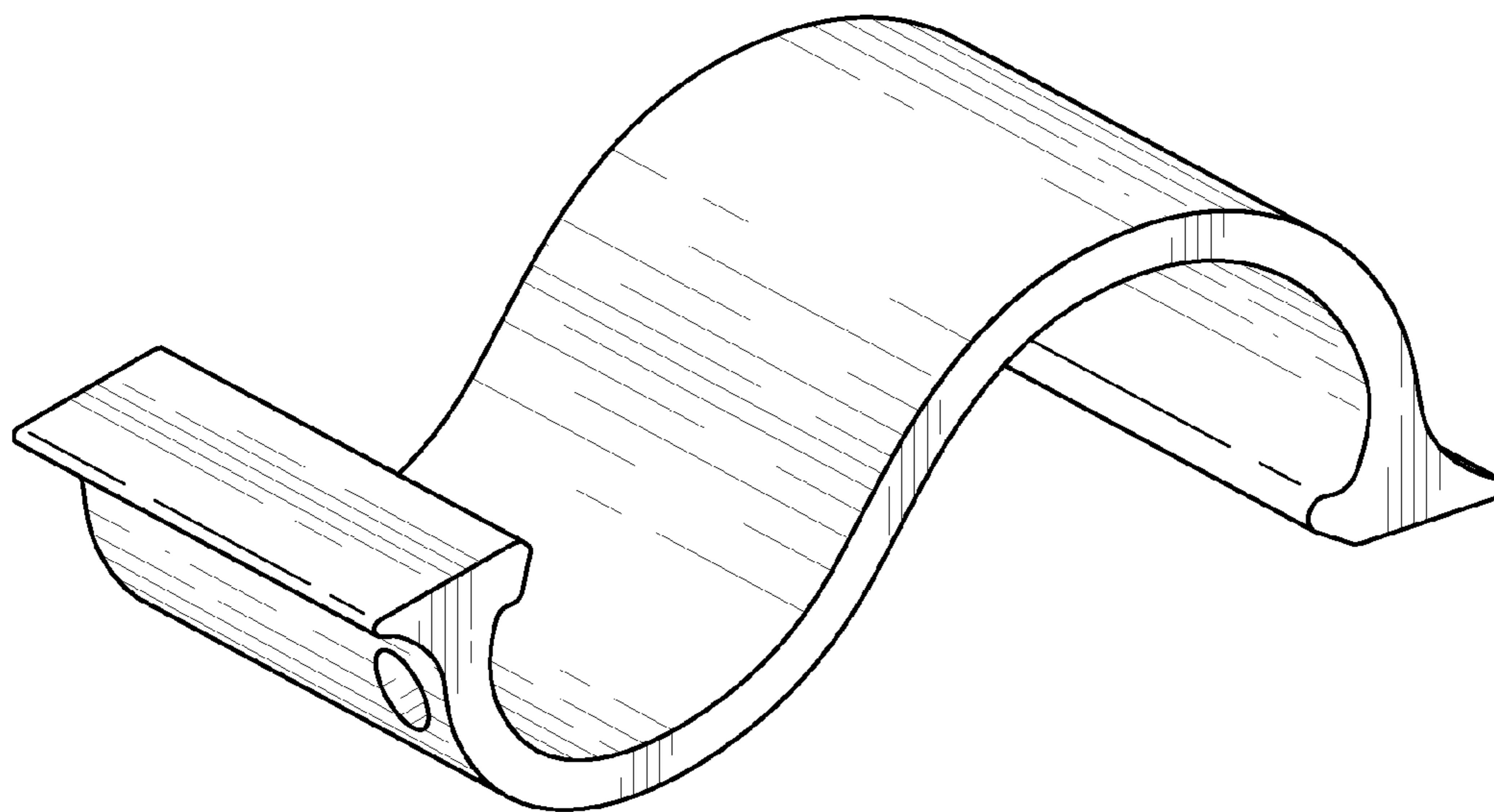


FIG. 1

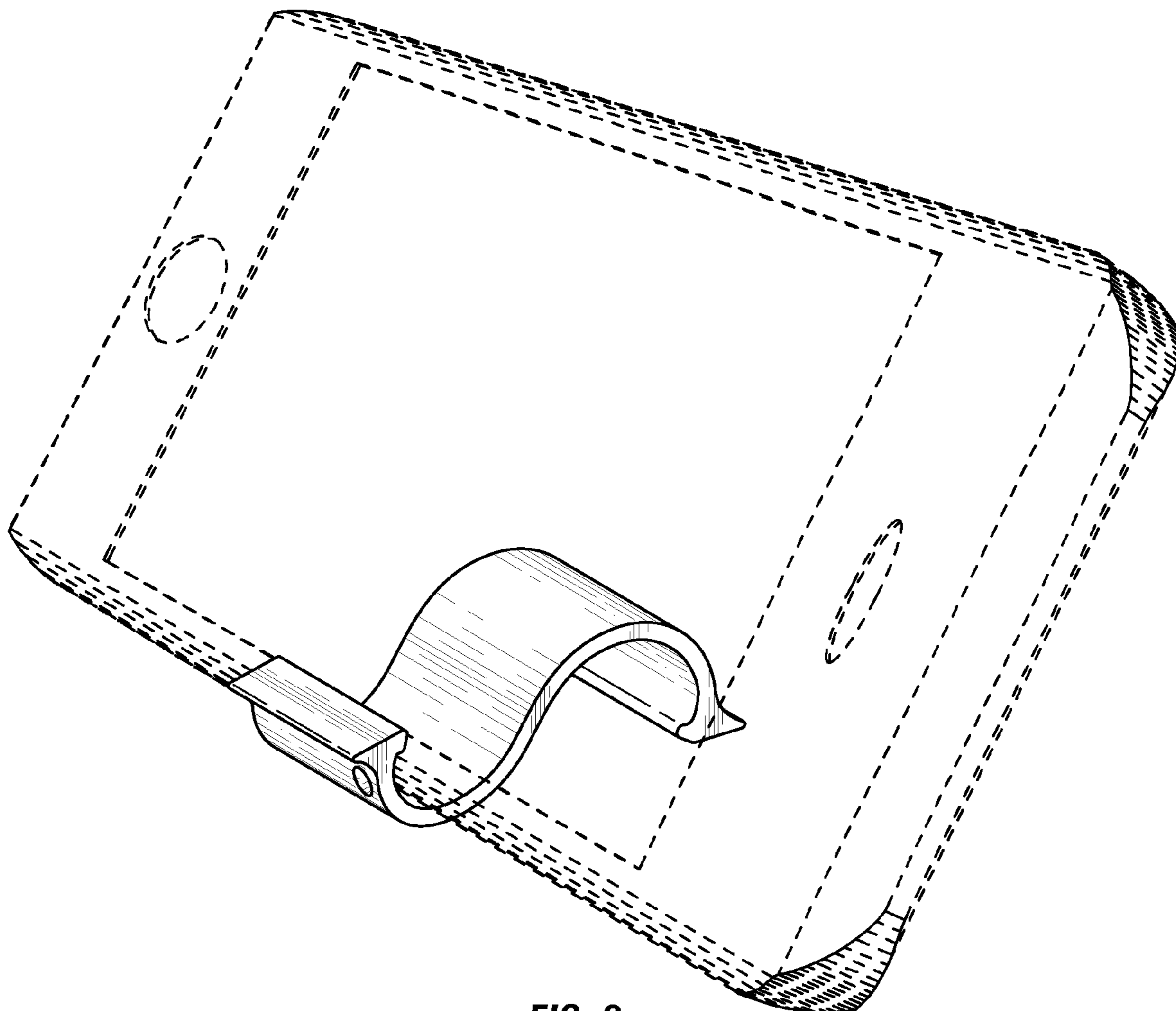


FIG. 2

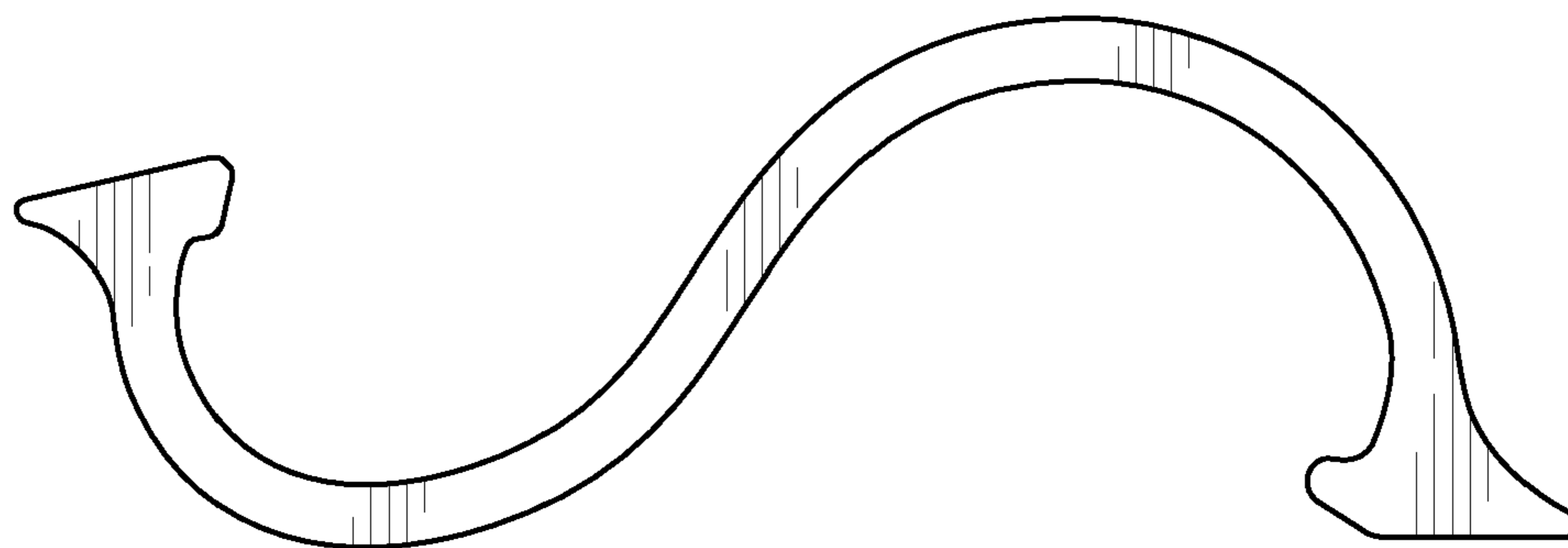


FIG. 3

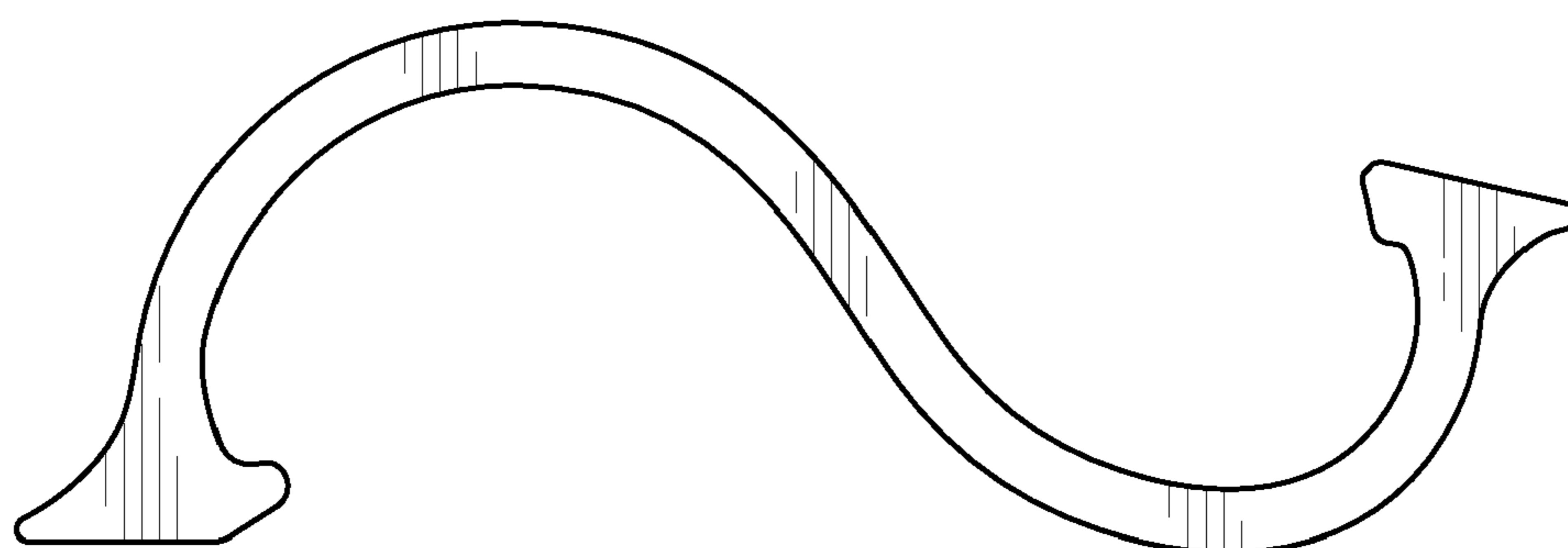


FIG. 4

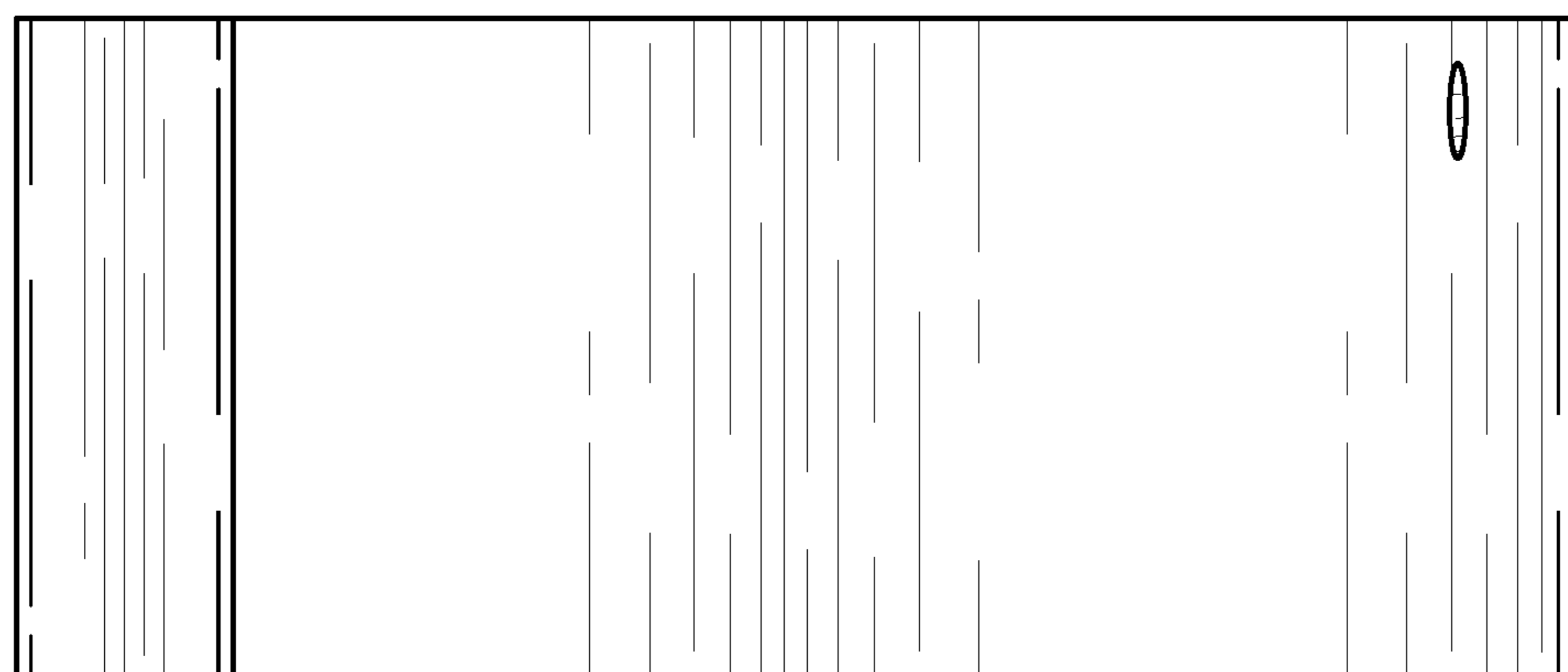


FIG. 5




FIG. 6

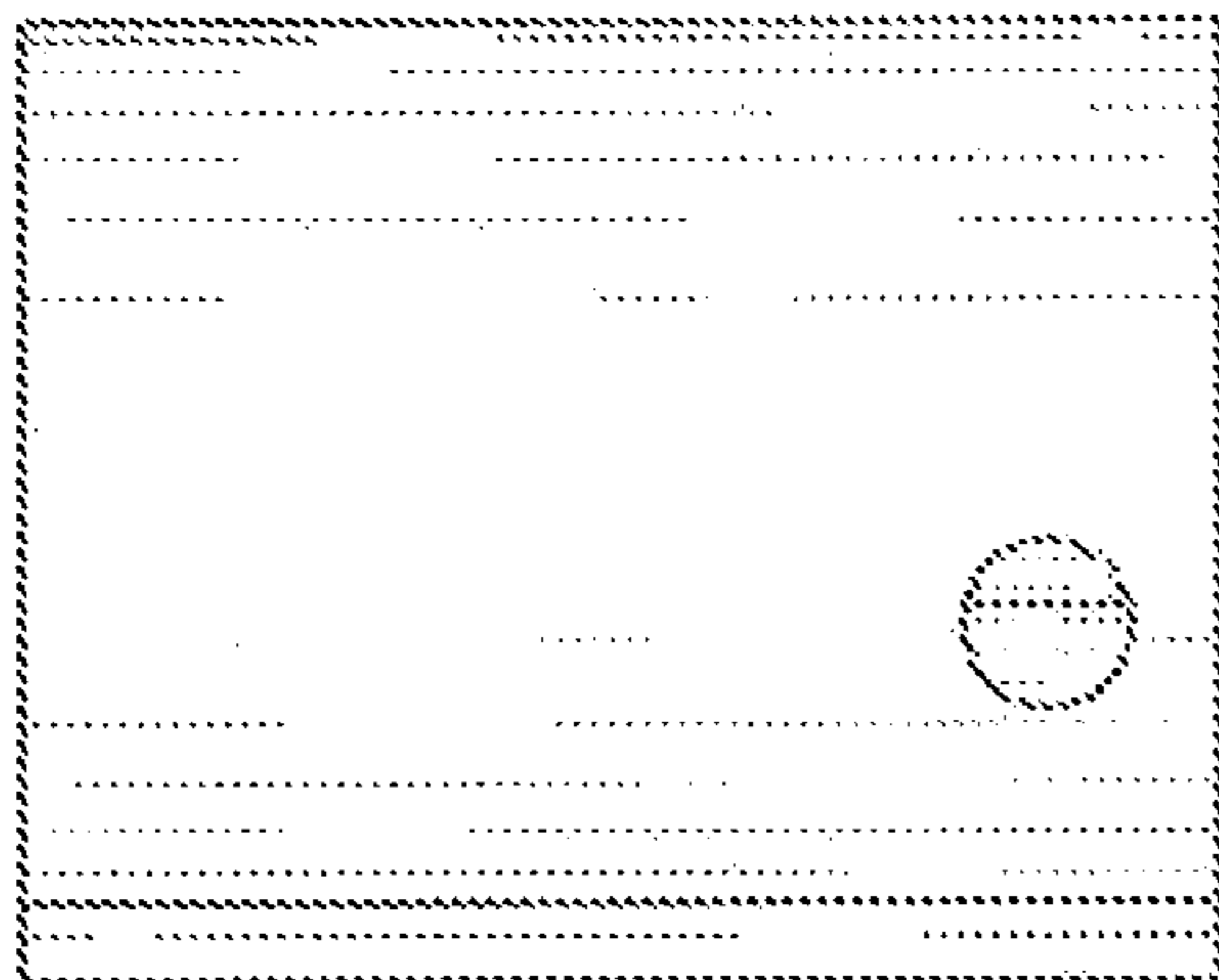


FIG. 7




FIG. 8