



US00D618690S

(12) **United States Design Patent**
Dai

(10) **Patent No.:** **US D618,690 S**
(45) **Date of Patent:** **** Jun. 29, 2010**

(54) **FRONT BEZEL FOR A COMPUTER ENCLOSURE**

(75) Inventor: **Yi-Han Dai**, Shenzhen (CN)

(73) Assignee: **Hon Hai Precision Industry Co., Ltd.**,
Tu-Cheng, Taipei Hsien (TW)

(**) Term: **14 Years**

(21) Appl. No.: **29/346,487**

(22) Filed: **Nov. 2, 2009**

(30) **Foreign Application Priority Data**

Jun. 5, 2009 (CN) 20093 0305464.3

(51) **LOC (9) Cl.** **14-02**

(52) **U.S. Cl.** **D14/444**

(58) **Field of Classification Search** D14/441-446,
D14/356, 313, 360-368; D13/162, 184,
D13/199; 312/223.2; 361/679.31-679.33;
369/34.01, 36.01; 360/92.1

See application file for complete search history.

(56) **References Cited**

U.S. PATENT DOCUMENTS

6,478,392 B2 * 11/2002 Gan et al. 312/326
D467,928 S * 12/2002 Chen et al. D14/444
D517,078 S * 3/2006 Yu et al. D14/444
7,131,711 B2 * 11/2006 Chen 312/223.2

D570,353 S * 6/2008 Chen et al. D14/444
D574,001 S * 7/2008 Zhou et al. D14/444
D574,003 S * 7/2008 Zhou et al. D14/444
D575,789 S * 8/2008 Huang et al. D14/444
D597,096 S * 7/2009 Yang et al. D14/444

* cited by examiner

Primary Examiner—Freda S Nunn

(74) *Attorney, Agent, or Firm*—Frank R. Niranjan

(57) **CLAIM**

The ornamental design for front bezel for a computer enclosure, as shown and described.

DESCRIPTION

FIG. 1 is a perspective view of a front bezel for a computer enclosure showing my design;

FIG. 2 is a front elevational view thereof;

FIG. 3 is a left side, elevational view thereof;

FIG. 4 is a right side, elevational view thereof;

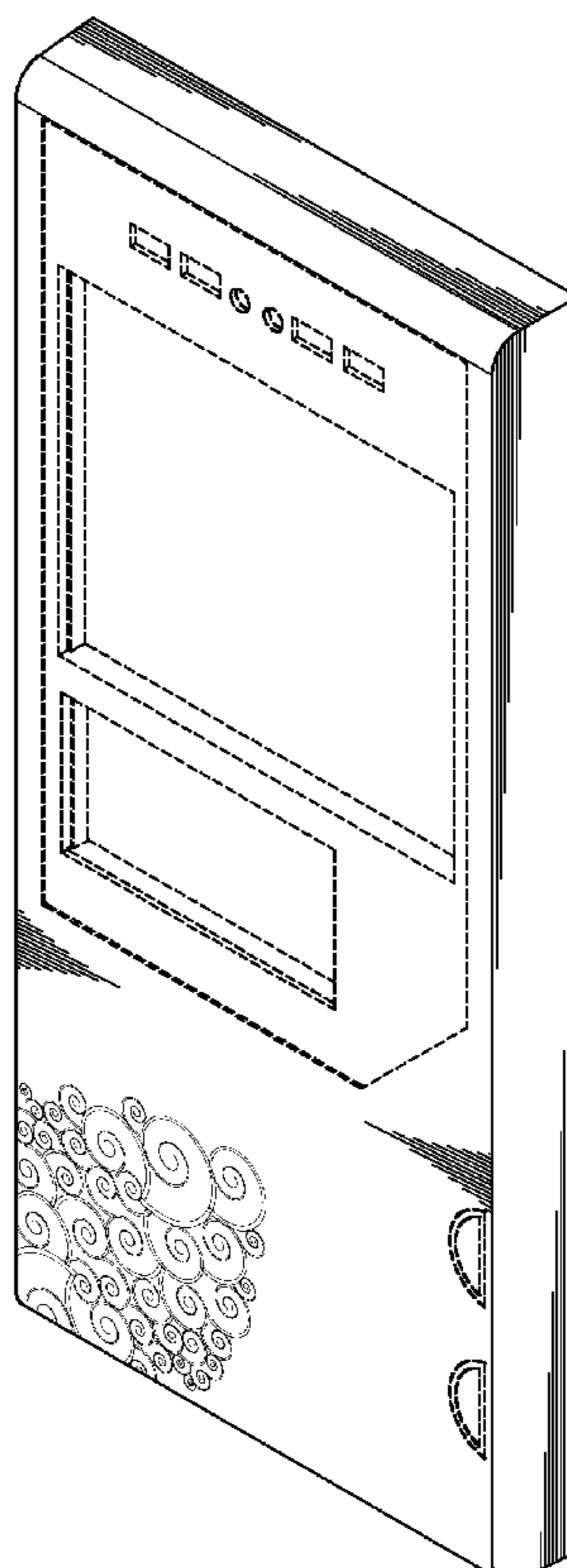
FIG. 5 is a top plan view thereof;

FIG. 6 is a bottom plan view thereof; and,

FIG. 7 is a perspective view of the front bezel being mounted to a computer enclosure.

Broken lines shown in the drawings illustrate features of the front bezel that form no part of the claimed design.

1 Claim, 7 Drawing Sheets



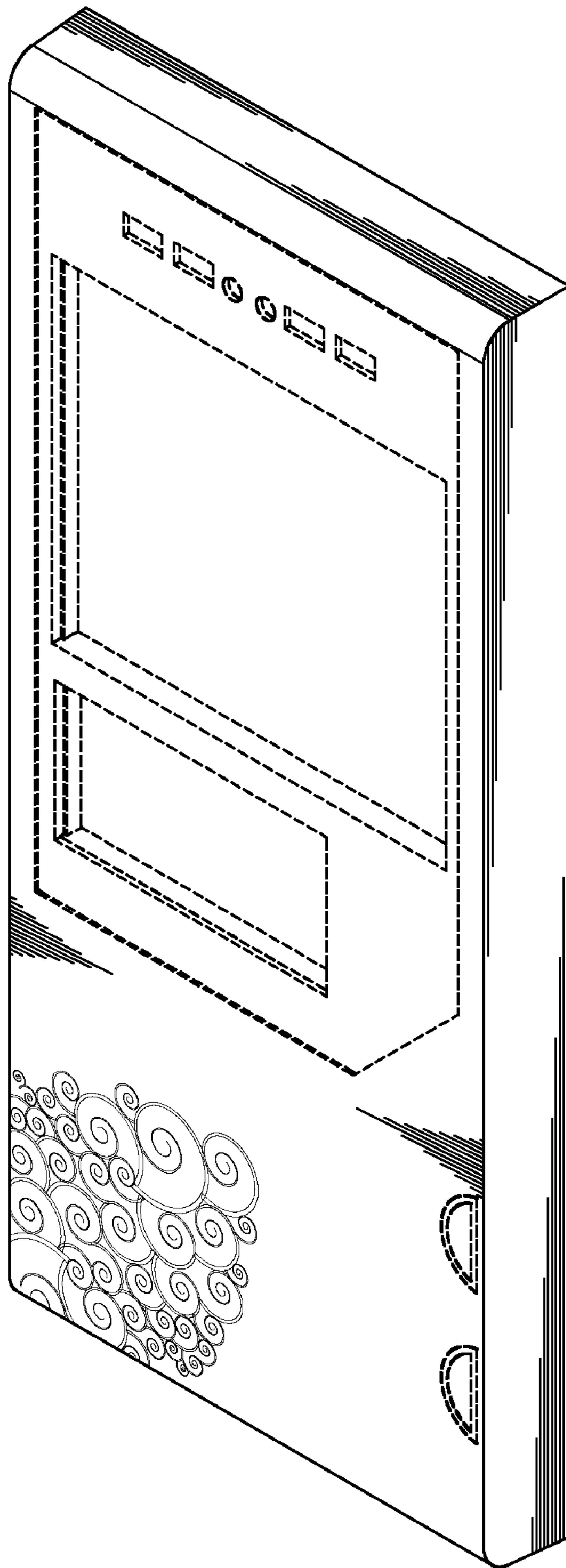


FIG. 1

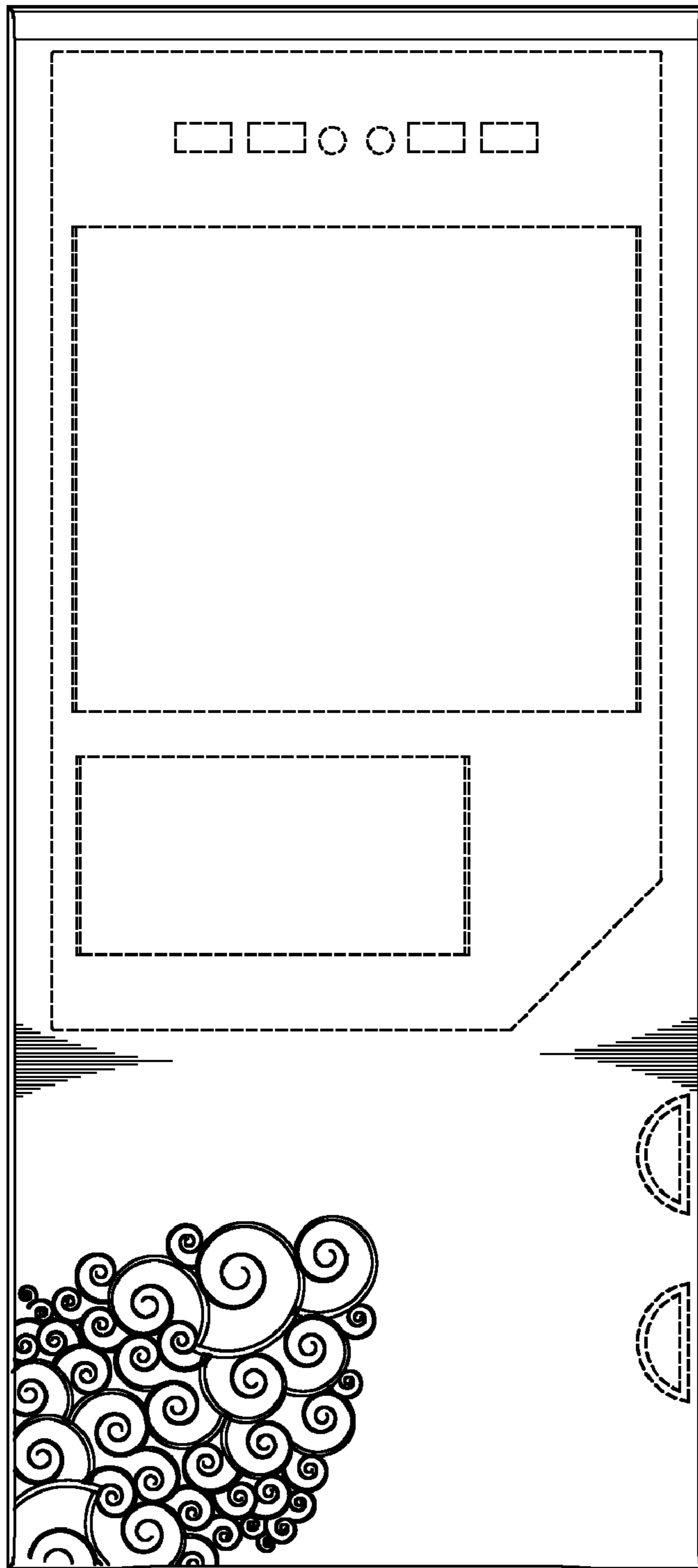


FIG. 2




FIG. 3




FIG. 4

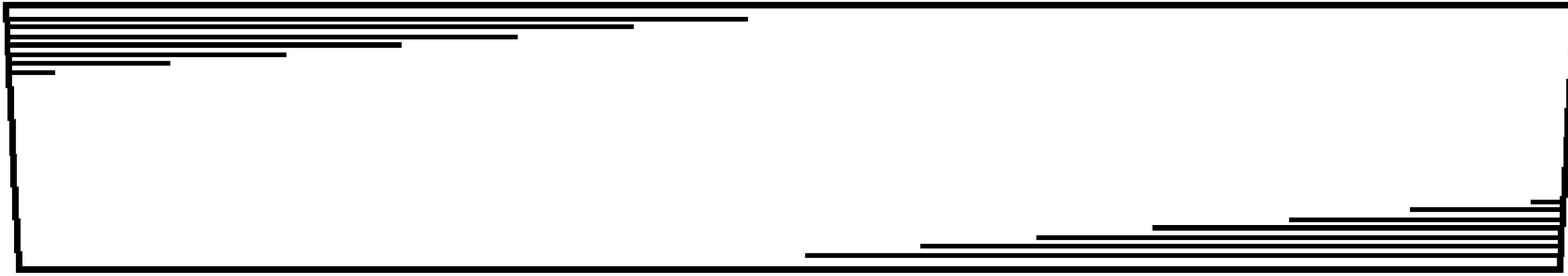


FIG. 5

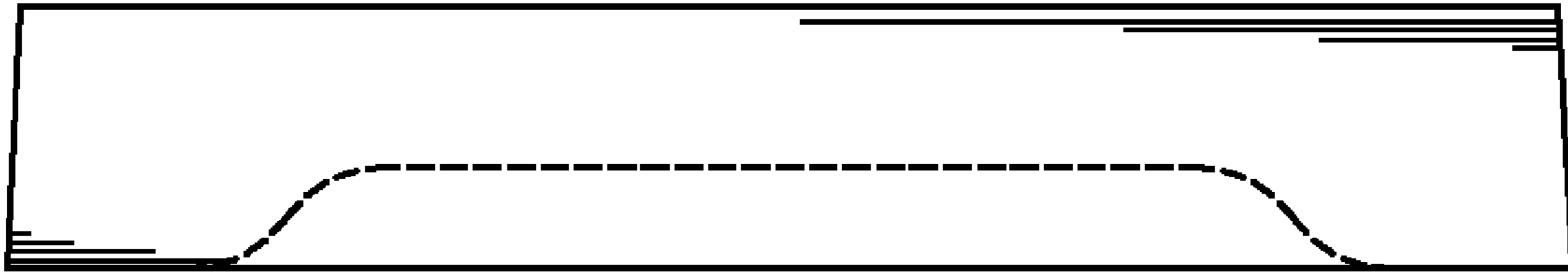


FIG. 6

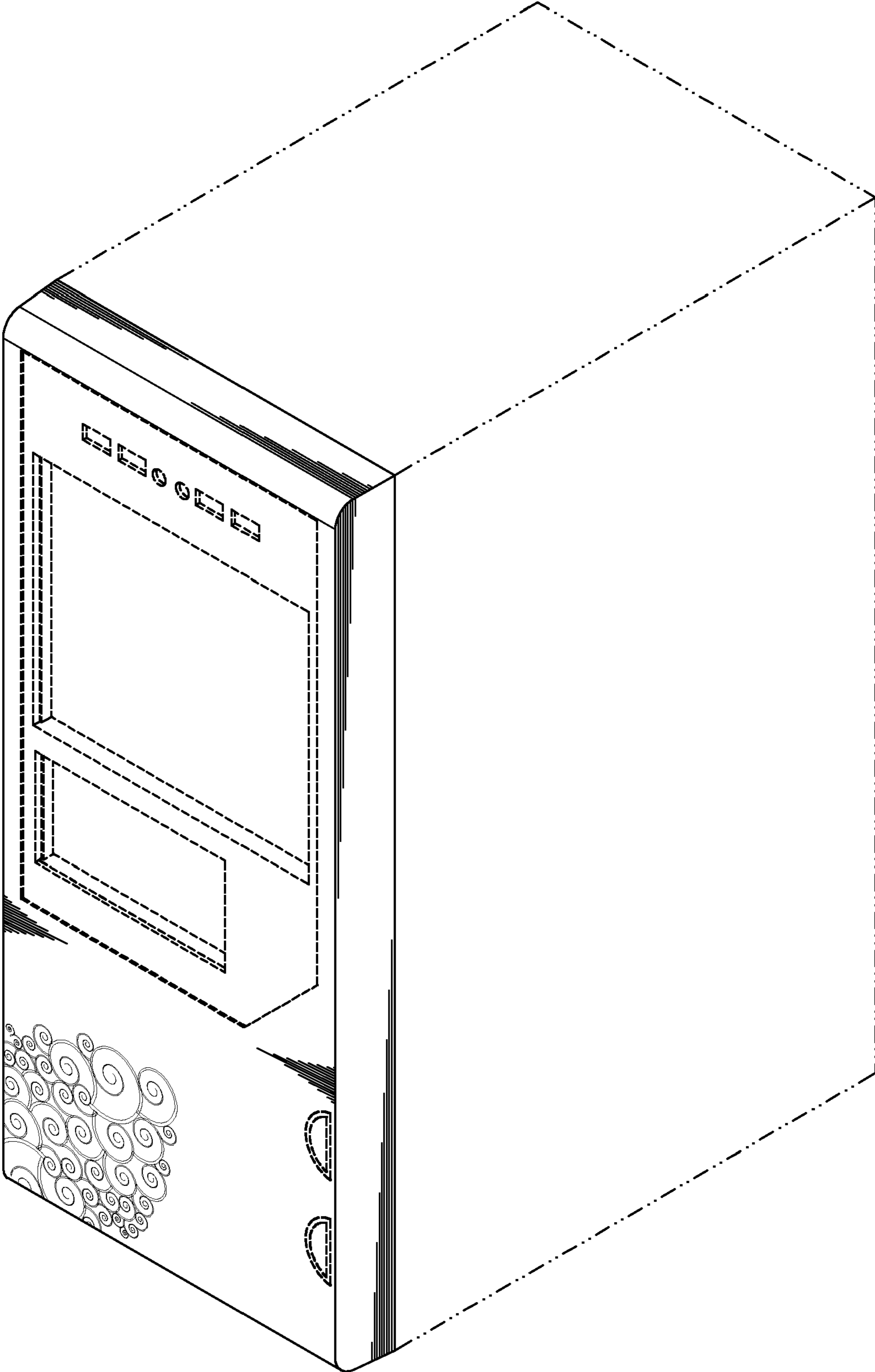


FIG. 7