



US00D618660S

(12) **United States Design Patent**
Whang et al.

(10) **Patent No.:** **US D618,660 S**
(45) **Date of Patent:** **** Jun. 29, 2010**

(54) **VOICE RECORDER**

(75) Inventors: **Sun-Wook Whang**, Seoul (KR);
Gum-Sool Kim, Anyang (KR)

(73) Assignee: **Samsung Electronics Co., Ltd.**,
Maetan-dong, Yeongtong-gu, Suwon-si,
Gyeonggi-do (KR)

(**) Term: **14 Years**

(21) Appl. No.: **29/356,830**

(22) Filed: **Mar. 3, 2010**

(51) **LOC (9) Cl.** **14-01**

(52) **U.S. Cl.** **D14/167**

(58) **Field of Classification Search** D14/167,
D14/154, 168, 188, 496, 156, 160, 161, 162,
D14/163, 164, 165, 158, 203.1, 341, 346,
D14/342, 345, 225, 226, 228, 227, 214; 455/351,
455/350; D19/60, 62; D21/330; 369/44.14,
369/44.32; 700/94

See application file for complete search history.

(56) **References Cited**

U.S. PATENT DOCUMENTS

D472,885 S * 4/2003 Kataoka D14/167
D473,535 S * 4/2003 Ishii D14/167
D510,334 S * 10/2005 Isono D14/167
D533,861 S * 12/2006 Amano D14/167
D533,863 S * 12/2006 Yamaji D14/167

D560,687 S * 1/2008 Kim et al. D14/496
D580,908 S * 11/2008 Nakamura D14/167
D592,635 S * 5/2009 Obata et al. D14/167
D596,155 S * 7/2009 Sakai D14/167
D598,891 S * 8/2009 Naito D14/167
D601,121 S * 9/2009 Chen D14/167
D608,338 S * 1/2010 Myojo D14/167
D609,688 S * 2/2010 Obata D14/167
D609,689 S * 2/2010 Obata D14/167
D612,866 S * 3/2010 Sakeda D14/496

* cited by examiner

Primary Examiner—Austin Murphy

(57) **CLAIM**

The ornamental design for a voice recorder, as shown and described.

DESCRIPTION

FIG. 1 is a perspective view of a voice recorder showing our new design;

FIG. 2 is a front elevational view thereof;

FIG. 3 is a rear elevational view thereof;

FIG. 4 is a left side elevational view thereof;

FIG. 5 is a right side elevational view thereof;

FIG. 6 is a top plan view thereof; and,

FIG. 7 is a bottom plan view thereof.

1 Claim, 6 Drawing Sheets

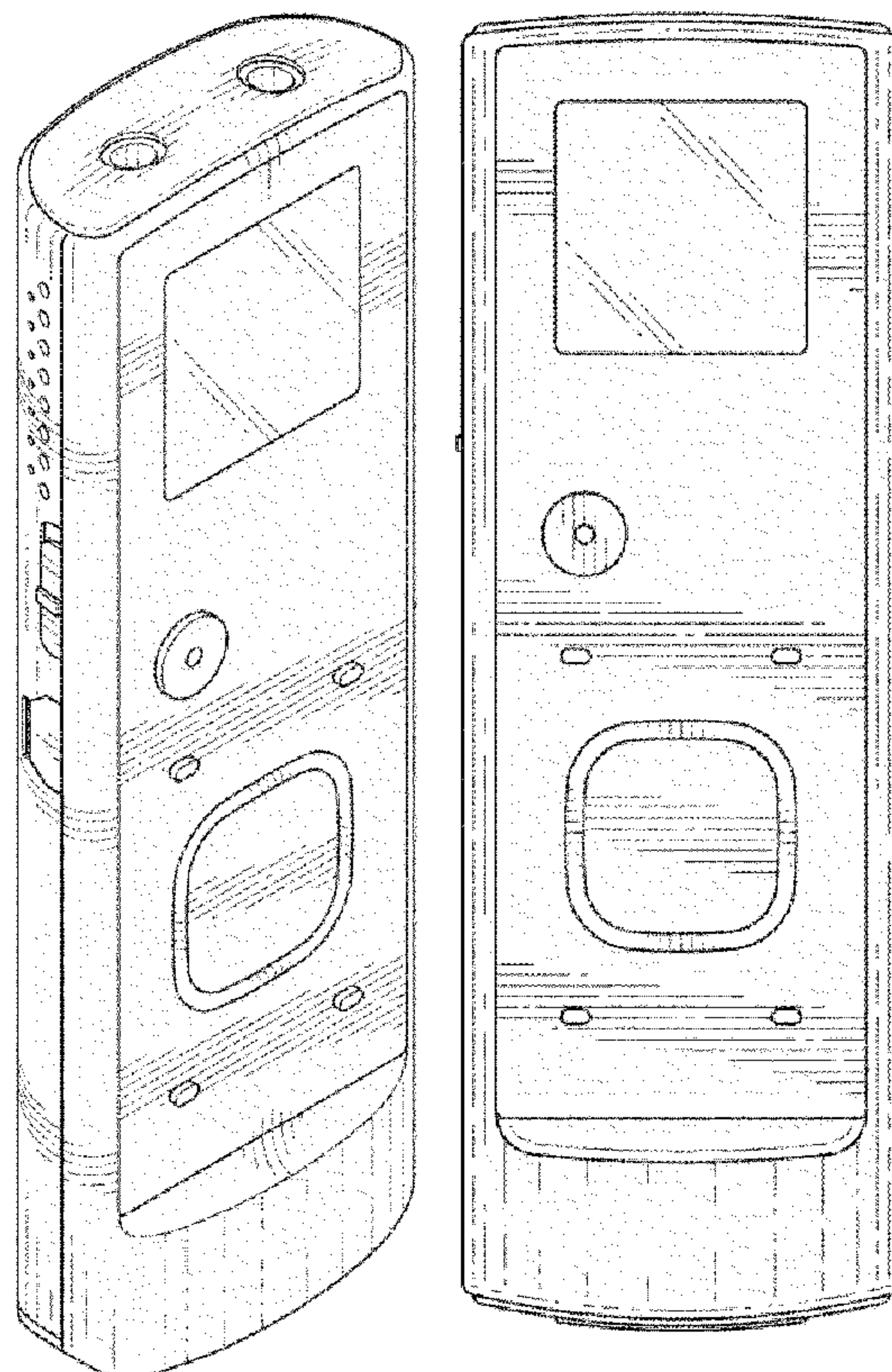


FIG. 1

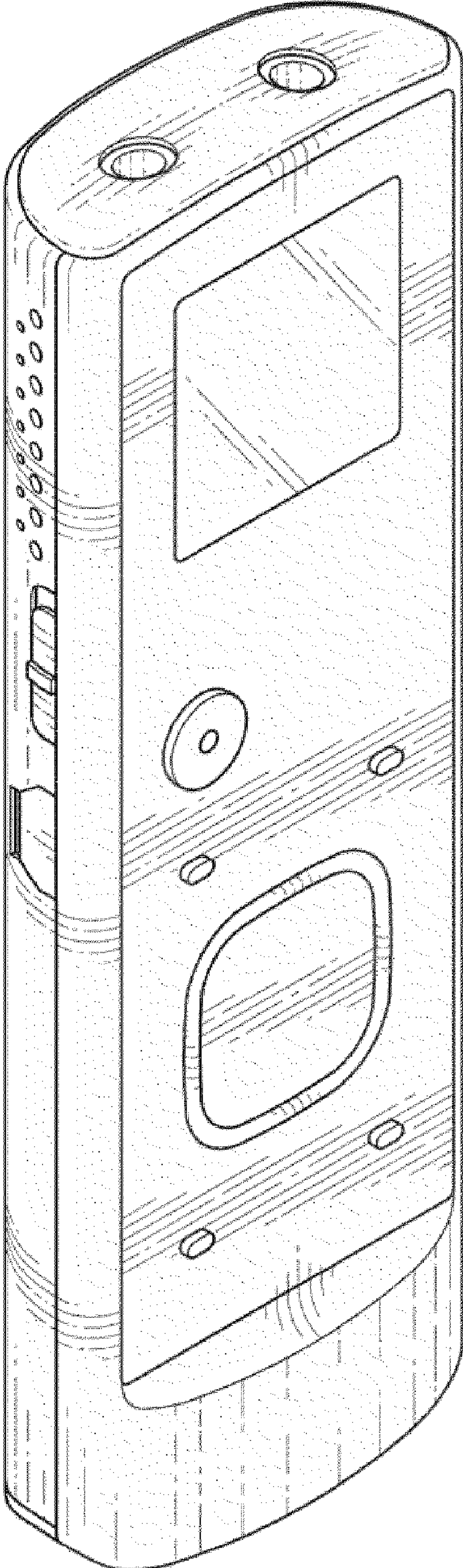


FIG. 2

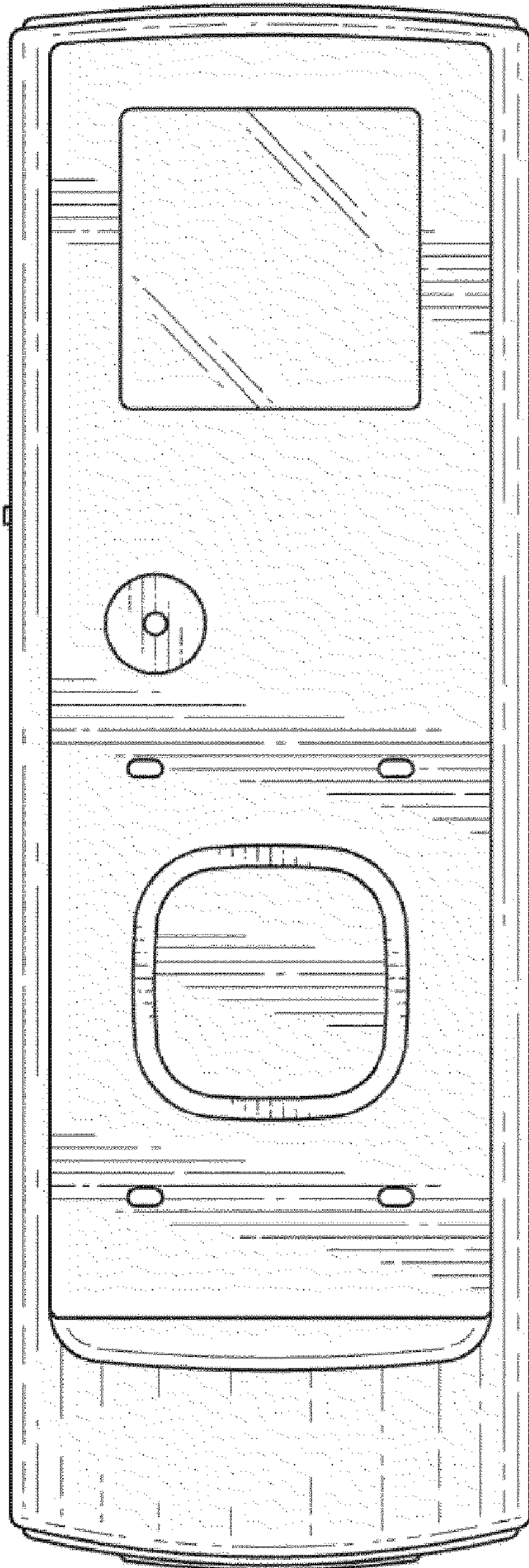


FIG. 3




FIG. 4

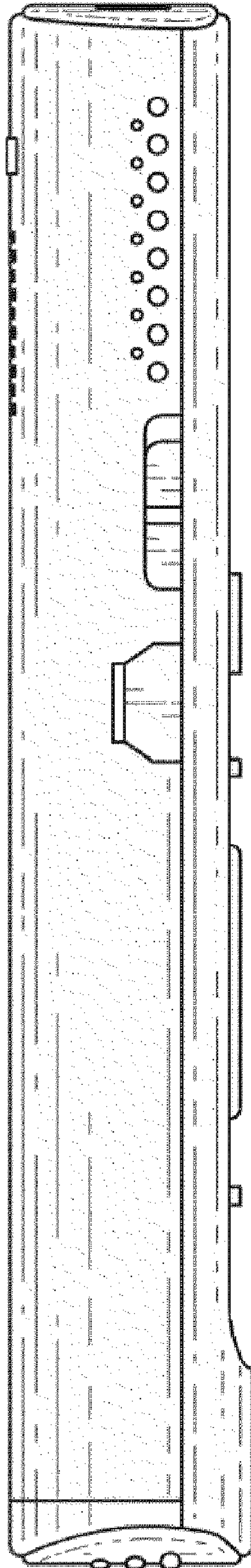


FIG. 5

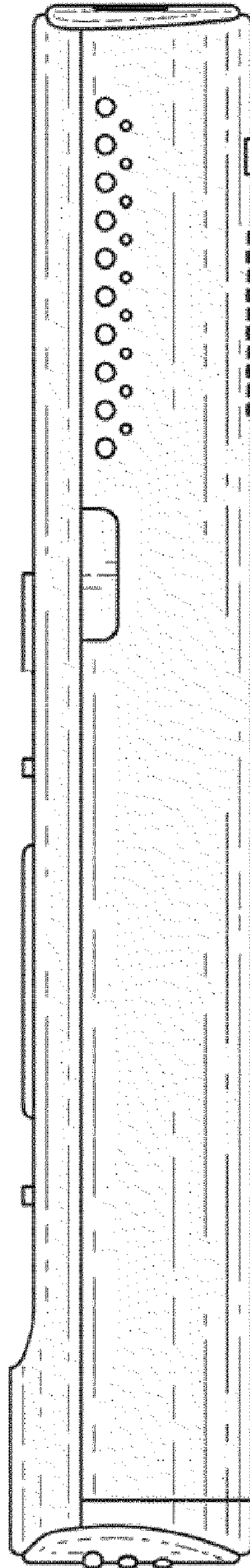


FIG. 6

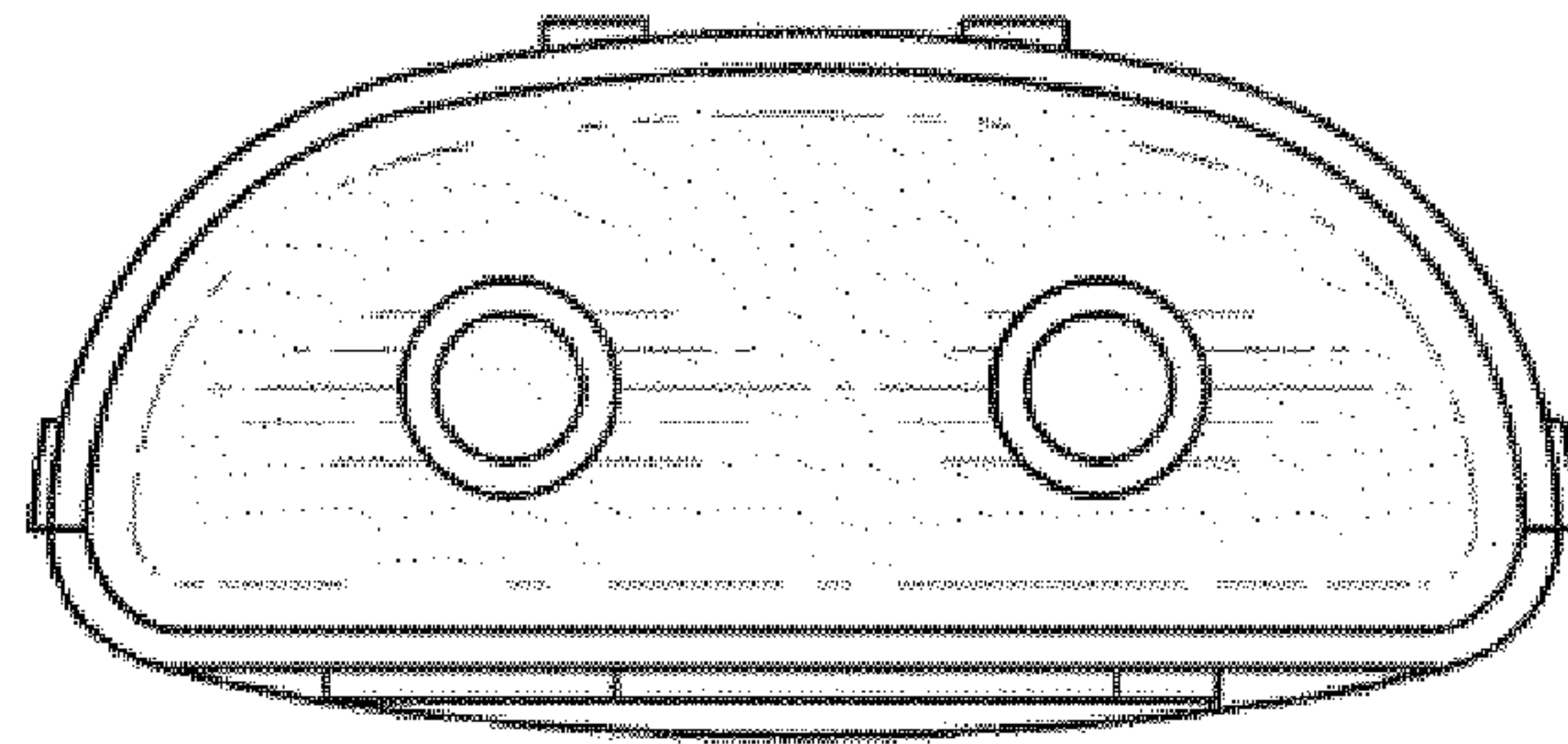


FIG. 7

