



US00D618659S

(12) **United States Design Patent**
Su

(10) **Patent No.:** **US D618,659 S**
(45) **Date of Patent:** **** Jun. 29, 2010**

(54) **DOOR PHONE**

(75) Inventor: **Chun-Hsu Su**, Taipei (TW)

(73) Assignee: **AmRoad Technology Inc.**, Chung Ho,
Taipei Hsien (TW)

(**) Term: **14 Years**

(21) Appl. No.: **29/353,255**

(22) Filed: **Jan. 6, 2010**

(51) **LOC (9) Cl.** **14-03**

(52) **U.S. Cl.** **D14/159**

(58) **Field of Classification Search** D14/162,
D14/159, 130, 158, 142, 342, 138 AA, 138 G,
D14/191; D10/104; 379/176, 167.14, 167.05,
379/156, 155, 157, 102.06, 159; 348/156,
348/14.01, 14.02, 14.03, 14.07, 14.08; 340/538.11;
D20/19

See application file for complete search history.

(56) **References Cited**

U.S. PATENT DOCUMENTS

D283,130 S *	3/1986	Boenning	D14/159
D313,592 S *	1/1991	Morooka	D14/159
D321,686 S *	11/1991	Plozner	D14/159
D381,638 S *	7/1997	Kruse et al.	D14/342
D394,656 S *	5/1998	Kato et al.	D14/159
D480,702 S *	10/2003	Yoshida et al.	D14/159
D487,435 S *	3/2004	Huang et al.	D14/130
D491,551 S *	6/2004	Matsui et al.	D14/159

D505,127 S *	5/2005	Yoshida et al.	D14/159
D519,100 S *	4/2006	Shioya et al.	D14/159
D525,160 S *	7/2006	Kurata	D10/104
D561,734 S *	2/2008	Yamada et al.	D14/159
D562,306 S *	2/2008	Jeong et al.	D14/159
D569,819 S *	5/2008	Rinaldi et al.	D14/130
D595,260 S *	6/2009	Takahata	D14/159
2004/0091092 A1 *	5/2004	Unger et al.	379/167.14

* cited by examiner

Primary Examiner—Austin Murphy

(74) *Attorney, Agent, or Firm*—Roger H. Chu

(57) **CLAIM**

The ornamental design for a door phone, as shown and described.

DESCRIPTION

FIG. 1 is a front perspective view of a door phone showing my new design;

FIG. 2 is a front elevation view thereof;

FIG. 3 is a rear elevation view thereof;

FIG. 4 is a left side elevation view thereof;

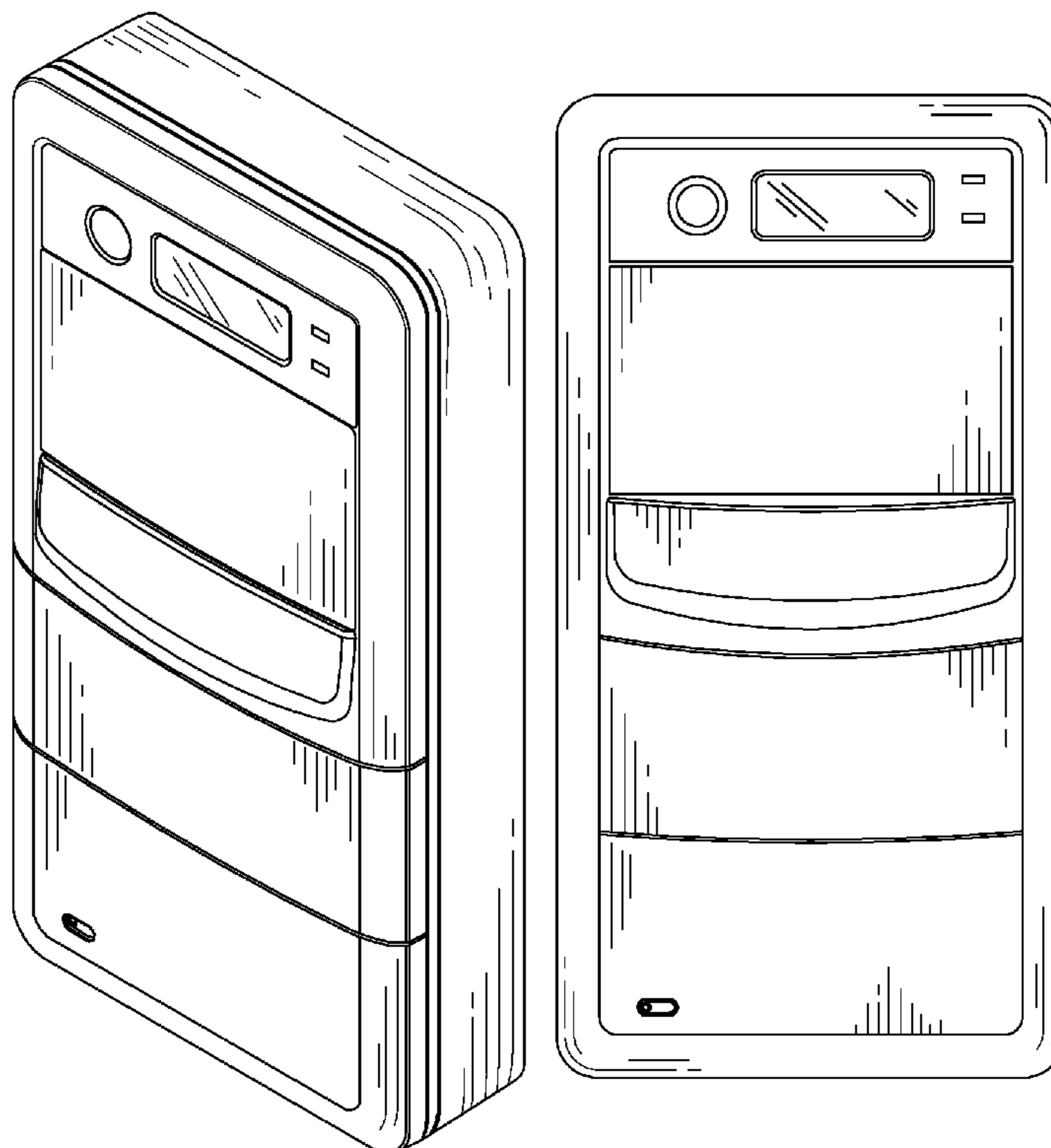
FIG. 5 is a right side elevation view thereof;

FIG. 6 is a top plan view thereof; and,

FIG. 7 is a bottom plan view thereof.

The broken lines shown in FIG. 3 represent portions of the door phone that form no part of the claimed design.

1 Claim, 6 Drawing Sheets



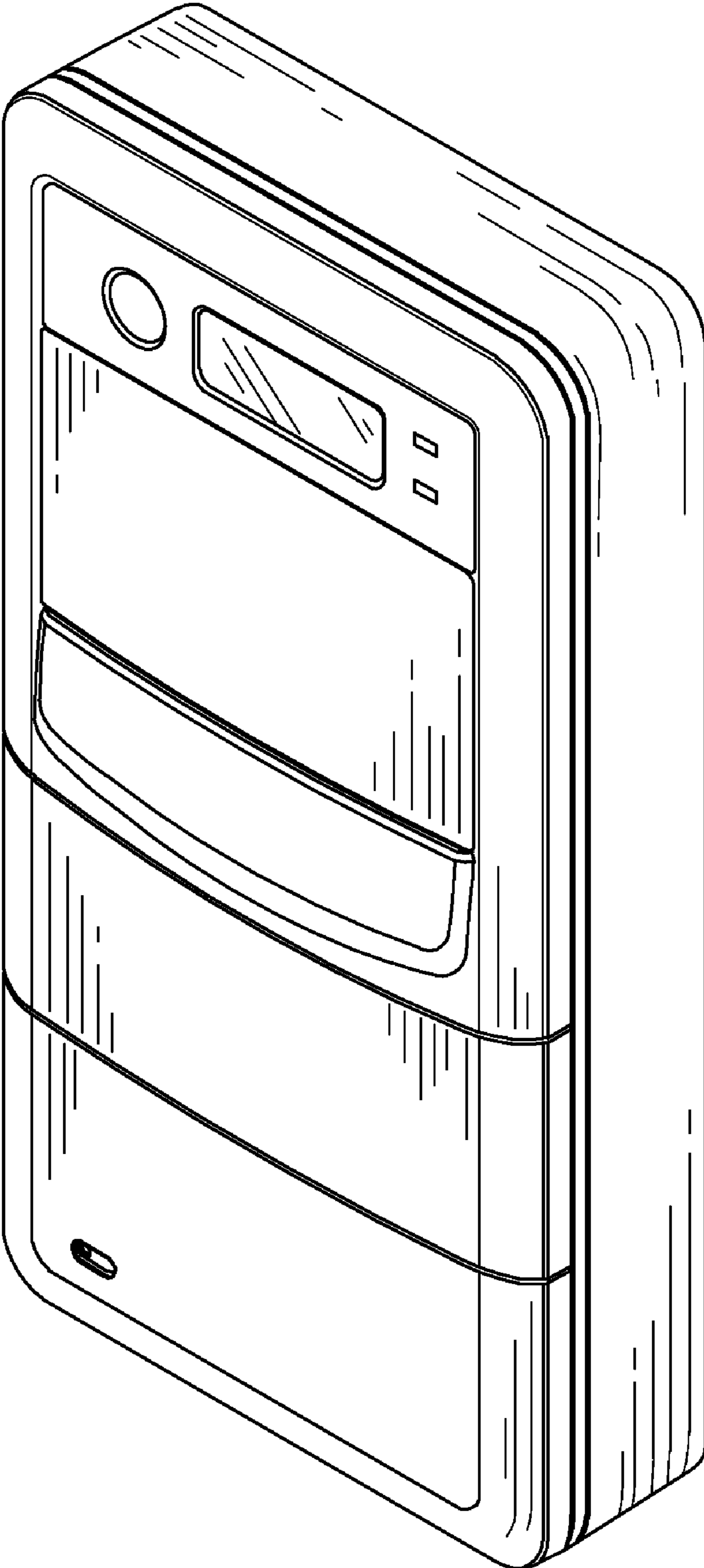


FIG.1

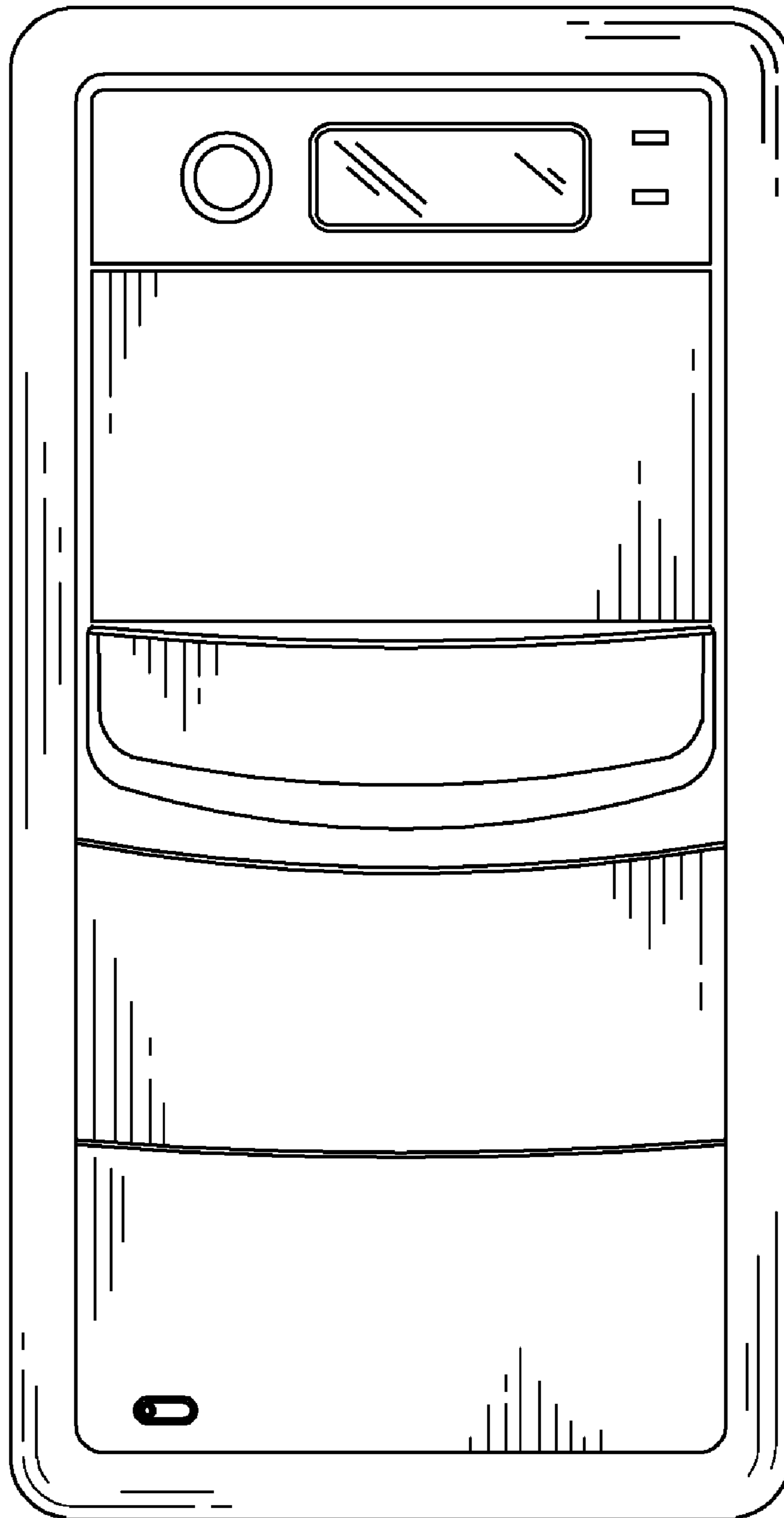


FIG.2

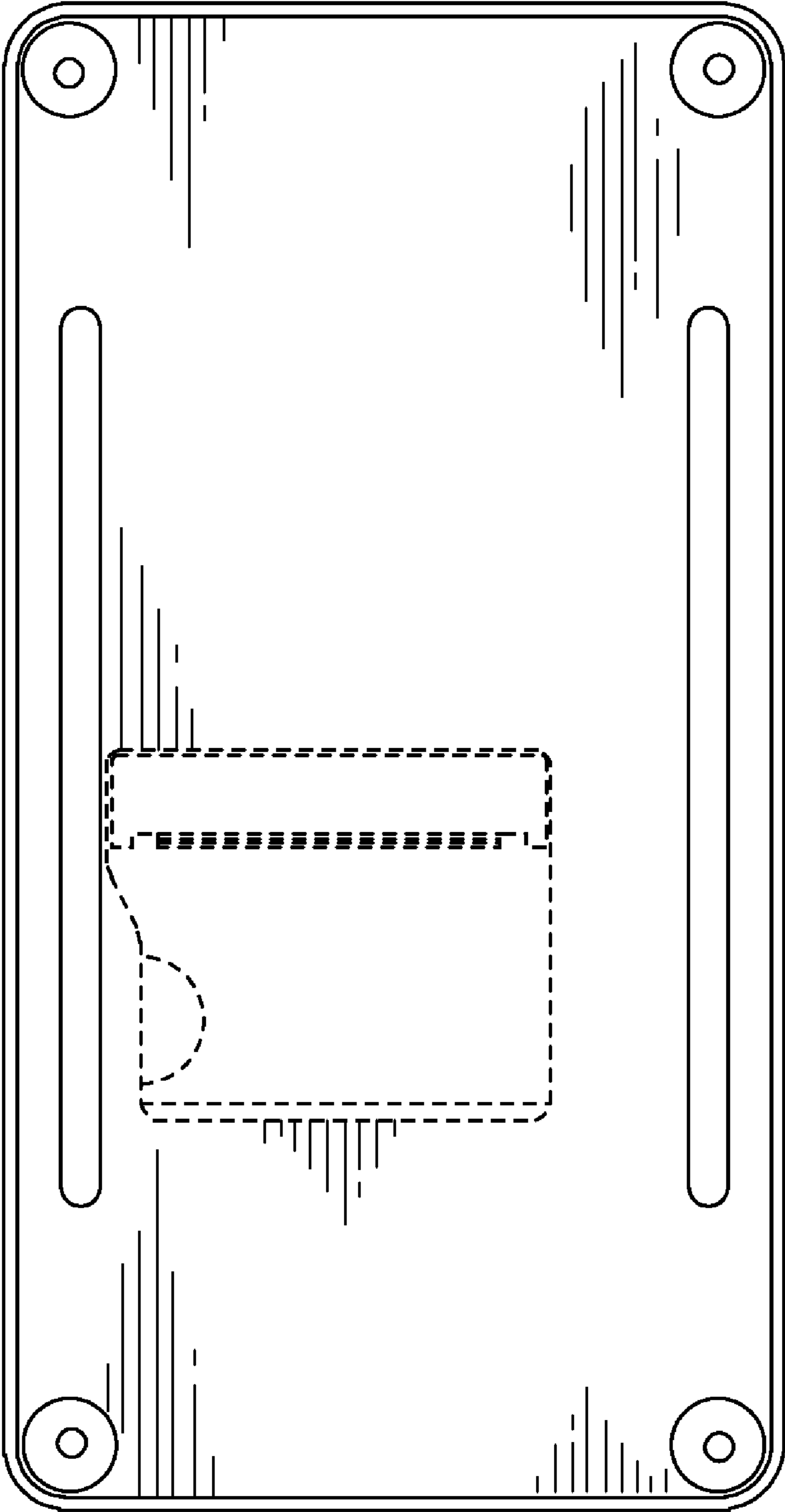


FIG.3

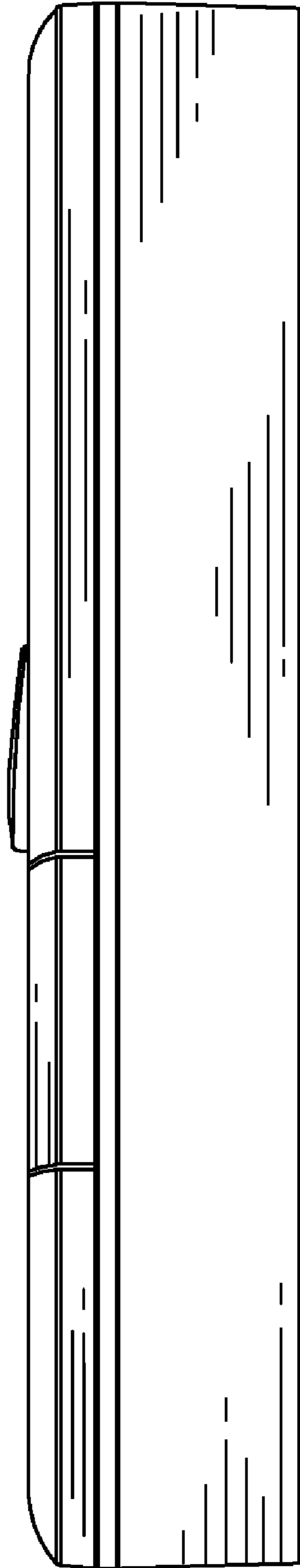


FIG.4



FIG.5




FIG. 6




FIG. 7