



US00D618657S

(12) **United States Design Patent**
Sakamoto

(10) **Patent No.:** **US D618,657 S**
(45) **Date of Patent:** **** Jun. 29, 2010**

(54) **TELEPHONE HANDSET**

(75) Inventor: **Hideaki Sakamoto**, Osaka (JP)
(73) Assignee: **Panasonic Corporation**, Osaka (JP)
(**) Term: **14 Years**
(21) Appl. No.: **29/350,966**
(22) Filed: **Nov. 25, 2009**

(51) **LOC (9) Cl.** **14-03**
(52) **U.S. Cl.** **D14/147**
(58) **Field of Classification Search** D14/137,
D14/138 R, 138 AA, 138 AB, 138 AD, 138 C,
D14/138 G, 143-144, 147-148, 156, 218,
D14/247-248, 341-347, 390, 399, 455-456,
D14/496, 138 AC; D13/164, 168, 108; D16/208;
D21/329, 331, 333, 517; 348/14.01-14.02;
361/814; 379/433.01-433.13; 455/90.3,
455/556.1-556.2, 566, 575.1, 575.3, 575.4
See application file for complete search history.

(56) **References Cited**

U.S. PATENT DOCUMENTS

5,793,359	A	*	8/1998	Ushikubo	345/169
D406,135	S	*	2/1999	Nagano et al.	D14/138 AA
D408,399	S	*	4/1999	Nagano et al.	D14/138 AA
D412,169	S	*	7/1999	Schnell et al.	D14/138 AA
D434,754	S	*	12/2000	Banryu	D14/248
D477,582	S	*	7/2003	Muenschler et al.	D14/147
D481,381	S	*	10/2003	Toor et al.	D14/247
D517,036	S	*	3/2006	Himmel	D14/138 AA
D520,495	S	*	5/2006	Dukerschein et al.	D14/218
D527,719	S		9/2006	Franck et al.		
D529,476	S		10/2006	Beaseley et al.		
D531,137	S	*	10/2006	Wu	D13/168
D534,146	S		12/2006	Stilp et al.		
D534,519	S	*	1/2007	Stilp et al.	D14/147
D538,253	S		3/2007	Miggels et al.		
D538,774	S		3/2007	Franck et al.		
D539,254	S	*	3/2007	Park et al.	D14/138 AA
D539,779	S		4/2007	Miggels et al.		
D541,786	S	*	5/2007	Ookawa	D14/147
D551,659	S	*	9/2007	Shih et al.	D14/218
D553,116	S		10/2007	Franck et al.		
D559,201	S	*	1/2008	Oh et al.	D13/168

(Continued)

FOREIGN PATENT DOCUMENTS

WO DM/058071 * 1/2001
WO DM/068600 * 2/2007

OTHER PUBLICATIONS

Panasonic KX-TH1212B, <URL:http://www2.panasonic.com/consumer-electronics/shop/Phones-Fax/Telephones/Bluetooth-Enabled-Systems/model.KX-TH1212B_11002_700000000000005702>, retrieved from internet Mar. 6, 2010.*

(Continued)

Primary Examiner—Robert M Spear
Assistant Examiner—Carla Jobe Wright
(74) *Attorney, Agent, or Firm*—Brinks Hofer Gilson & Lione


(57) **CLAIM**

I claim the ornamental design for a telephone handset, as shown and described.

DESCRIPTION

FIG. 1 is a front perspective view of a first embodiment of a telephone handset of the present invention;
FIG. 2 is a front view thereof;
FIG. 3 is a rear view thereof;
FIG. 4 is a first side view thereof;
FIG. 5 is a second side view thereof;
FIG. 6 is a top view thereof;
FIG. 7 is a bottom view thereof;
FIG. 8 is a front perspective view of a second embodiment of a telephone handset of the present invention;
FIG. 9 is a front view thereof;
FIG. 10 is a rear view thereof;
FIG. 11 is a first side view thereof;
FIG. 12 is a second side view thereof;
FIG. 13 is a top view thereof; and,
FIG. 14 is a bottom view thereof.

1 Claim, 14 Drawing Sheets



US D618,657 S

Page 2

U.S. PATENT DOCUMENTS

D559,828 S 1/2008 Iwai
D560,185 S 1/2008 Di et al.
D561,145 S 2/2008 Di et al.
D563,941 S 3/2008 Franck et al.
D571,775 S 6/2008 Waterman et al.
D573,971 S * 7/2008 Hikino et al. D14/138 AA
D574,355 S 8/2008 Okawa et al.
D581,423 S * 11/2008 Hoenig et al. D14/455
D583,349 S * 12/2008 Lee et al. D14/138 AA
D583,354 S * 12/2008 Gonser et al. D14/147
D583,384 S * 12/2008 O'Neil et al. D14/455
D584,297 S 1/2009 Furuno et al.
D586,326 S 2/2009 Hwang

D589,502 S 3/2009 Miyata et al.
D590,819 S 4/2009 Sakamoto
D594,450 S 6/2009 Furuno et al.
D607,432 S * 1/2010 Waterman et al. D14/147
D609,222 S * 2/2010 Shin D14/218
2003/0176205 A1 * 9/2003 Oota et al. 455/567
2006/0152576 A1 * 7/2006 Kiessling et al. 348/14.01
2007/0139513 A1 * 6/2007 Fang 348/14.01

OTHER PUBLICATIONS

Panasonic KX-TG6411T, <URL:<http://www.101phones.com/details/15514-9443/panasonic-kx-tg6411t.html>>, retrieved from internet Mar. 6, 2010.*

* cited by examiner

FIG. 1

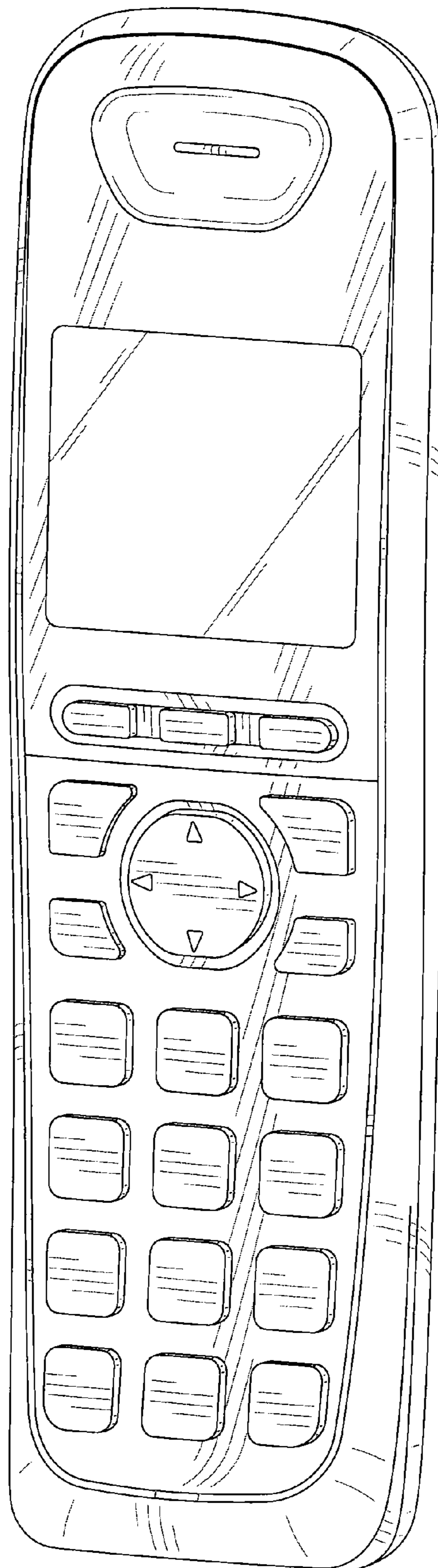


FIG.2

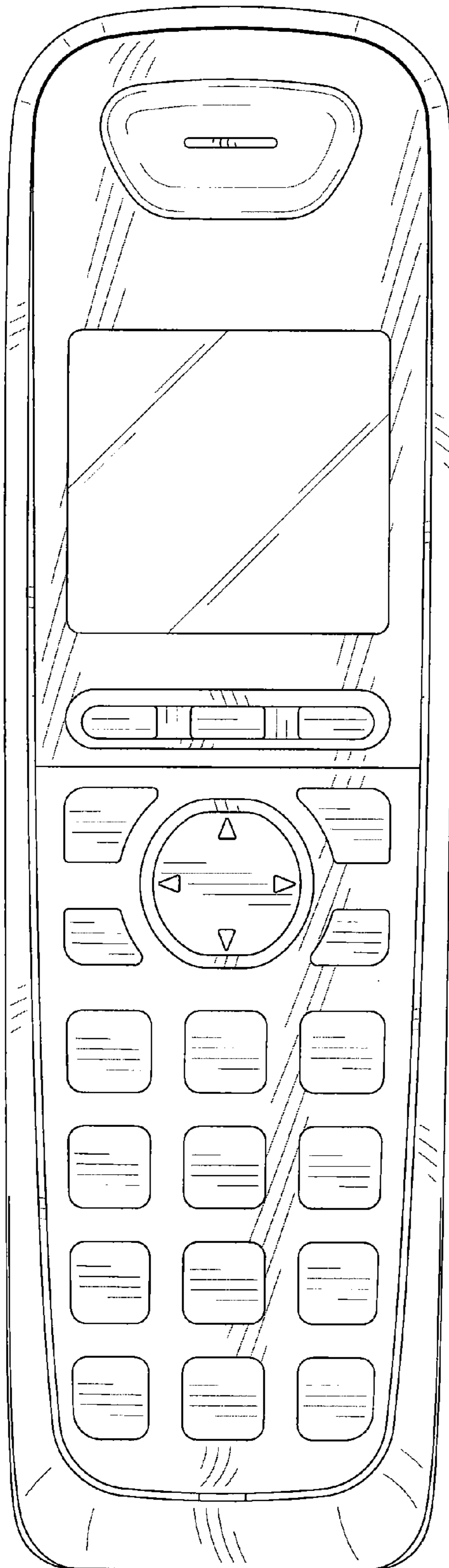


FIG.3




FIG.4

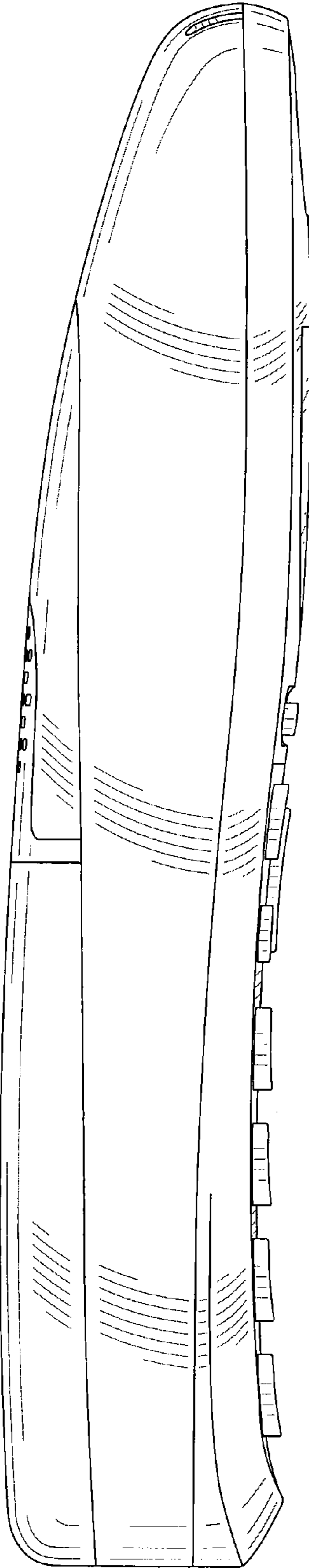


FIG.5

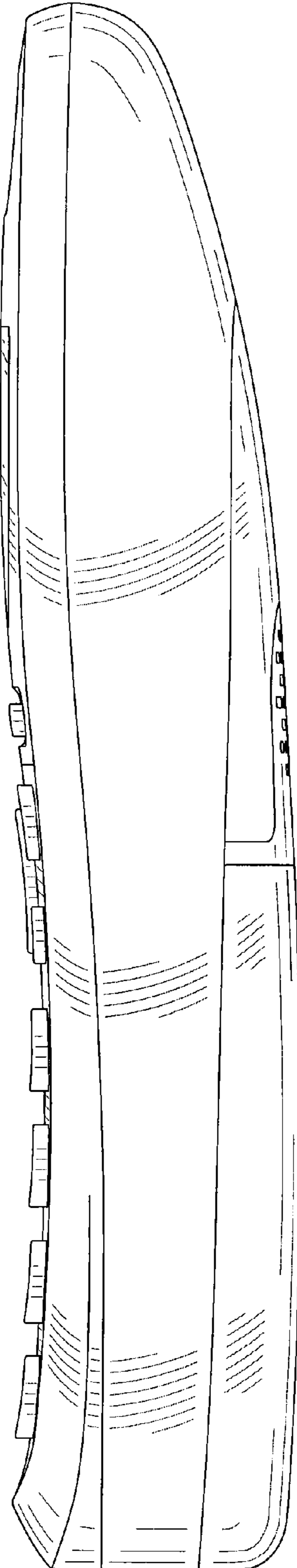


FIG.6

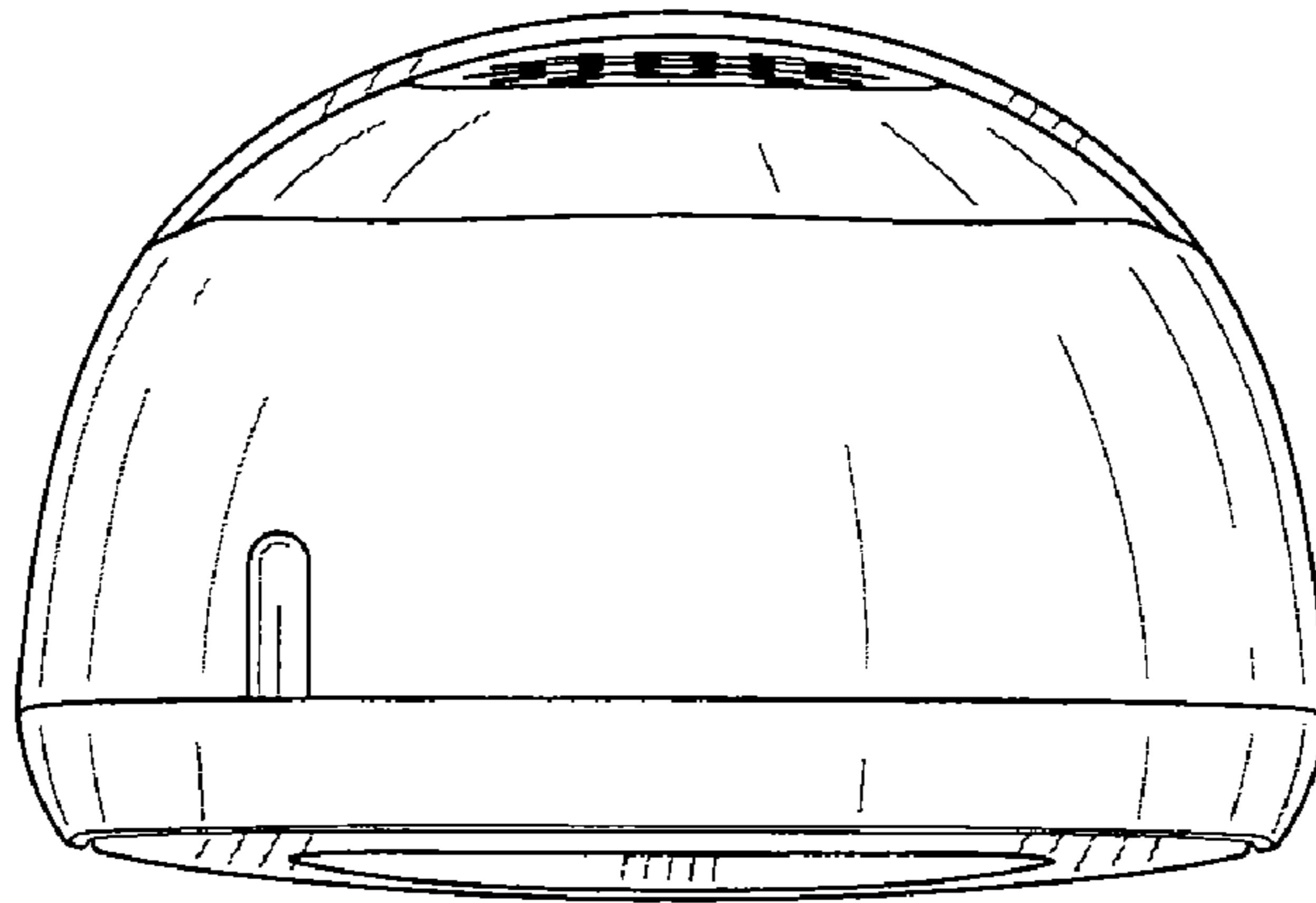


FIG.7

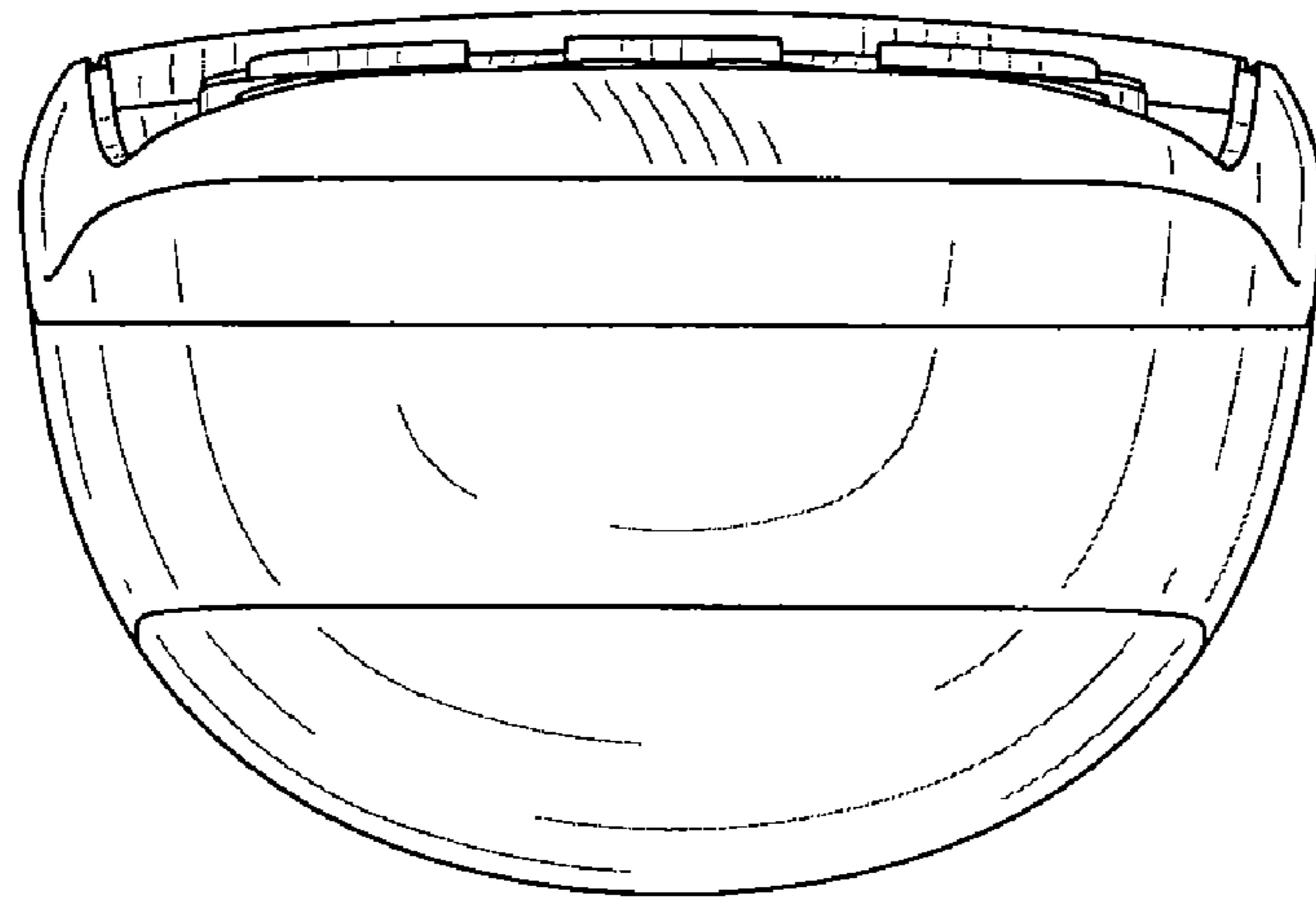


FIG.8

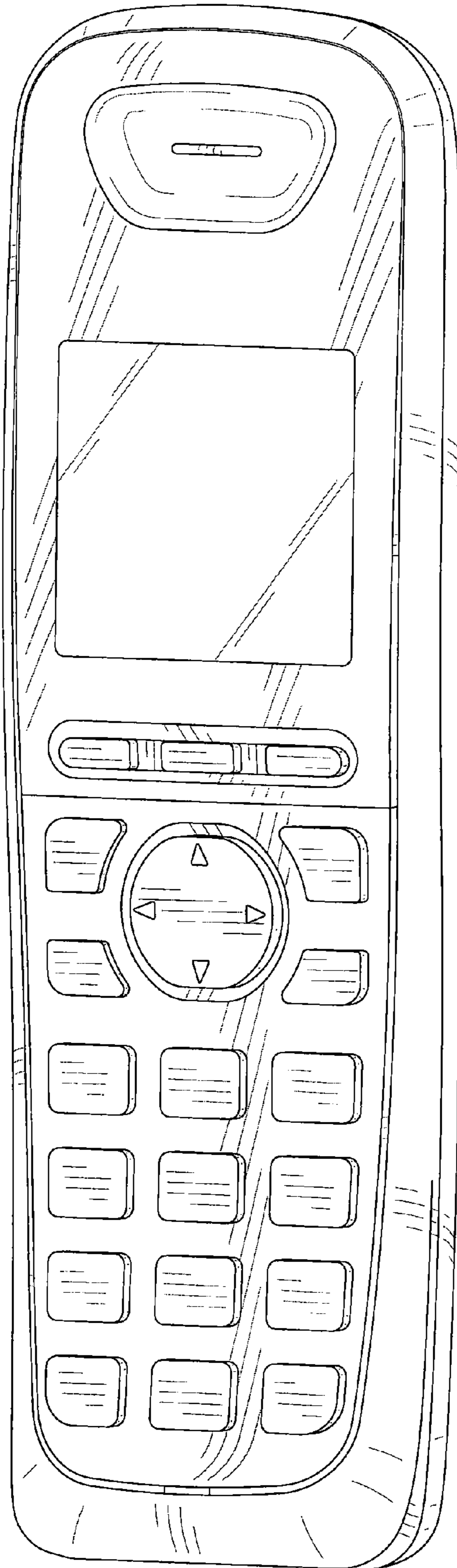


FIG.9

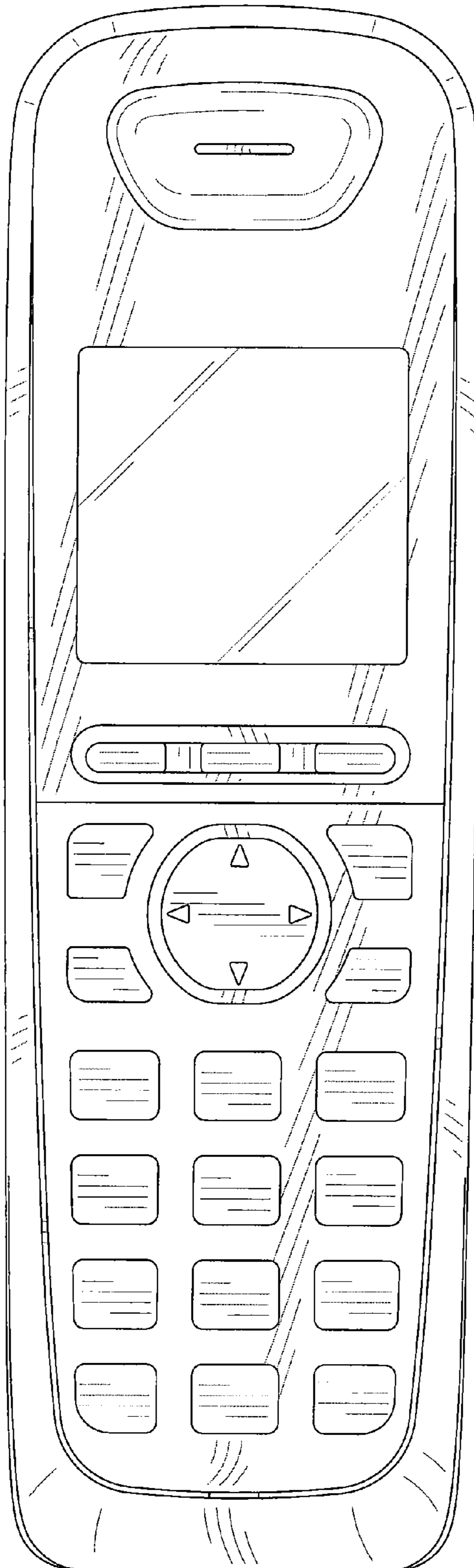


FIG.10




FIG.11

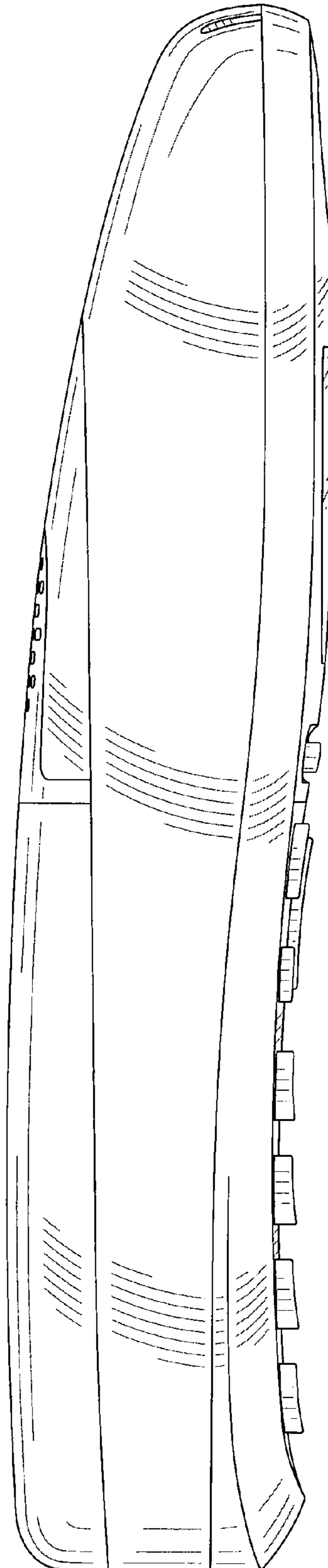


FIG.12

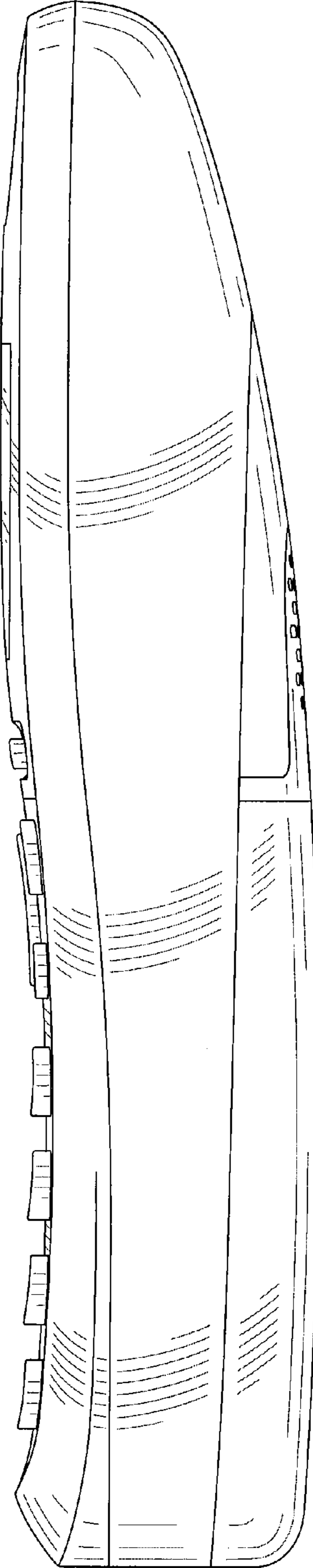


FIG.13

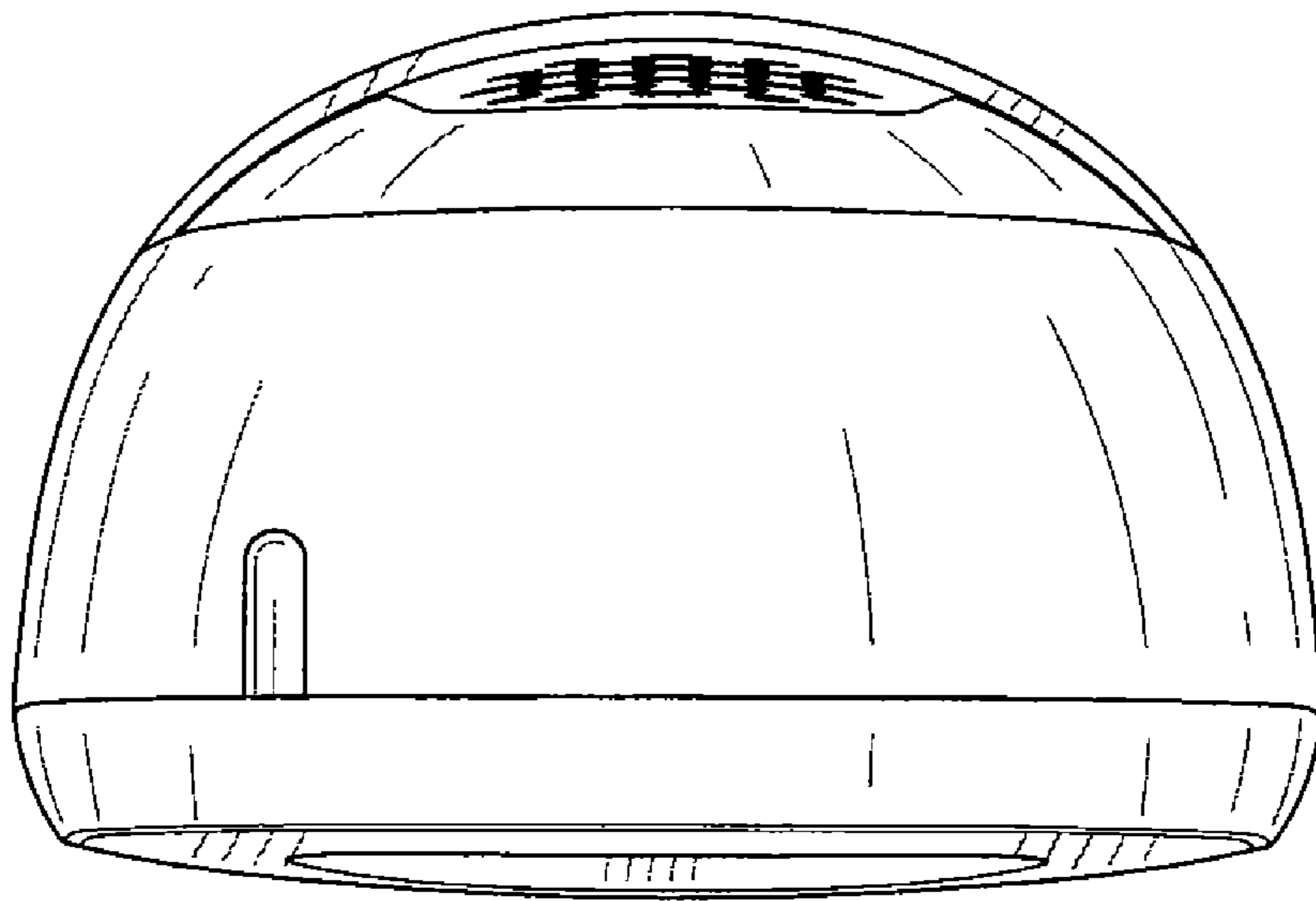


FIG.14

