



US00D618642S

(12) **United States Design Patent**
Jung et al.

(10) **Patent No.:** **US D618,642 S**
(45) **Date of Patent:** **** Jun. 29, 2010**

(54) **LCD TELEVISION RECEIVER**

(75) Inventors: **Yeon Ui Jung**, Seoul (KR); **Byung Ju Lee**, Seoul (KR); **Sun Jung Park**, Seoul (KR); **Seong Soo Jun**, Seoul (KR)

(73) Assignee: **LG Electronics Inc.**, Seoul (KR)

(**) Term: **14 Years**

(21) Appl. No.: **29/346,112**

(22) Filed: **Oct. 27, 2009**

(30) **Foreign Application Priority Data**

May 22, 2009 (KR) 30-2009-0022131

(51) **LOC (9) Cl.** **14-03**

(52) **U.S. Cl.** **D14/126**

(58) **Field of Classification Search** D14/125-134, D14/239, 371, 136, 374-377, 440, 450, 448, D14/336, 342; 312/7.2; 348/836, 838, 180, 348/184, 325, 739; 341/12; 248/917-924, 248/465; 345/104, 133, 156, 168, 87, 173; 720/605, 669, 600, 655; 369/99, 197; D21/329, D21/515, 577, 622, 333, 433, 448, 452, 450, D21/331; D6/477, 479, 300; 273/148 B; 446/484, 175, 356; D10/15, 26

See application file for complete search history.

(56) **References Cited**

U.S. PATENT DOCUMENTS

D541,769 S * 5/2007 Hoehn et al D14/126

D546,299 S * 7/2007 Honda et al. D14/126
D561,130 S * 2/2008 Won et al. D14/126
D567,200 S * 4/2008 Rieu Piquet D14/126
D576,975 S * 9/2008 Oh et al. D14/126
D583,339 S * 12/2008 Hwang et al. D14/126
D584,706 S * 1/2009 Yoshimura et al. D14/126

* cited by examiner

Primary Examiner—Raphael Barkai

(74) *Attorney, Agent, or Firm*—Birch, Stewart, Kolasch & Birch, LLP

(57) **CLAIM**

We claim the ornamental design for an LCD television receiver, as shown and described.

DESCRIPTION

FIG. 1 is a perspective view of an LCD television receiver showing our new design:

FIG. 2 is a front elevation view thereof;

FIG. 3 is a rear elevation view thereof;

FIG. 4 is a left-side elevation view thereof;

FIG. 5 is a right-side elevation view thereof;

FIG. 6 is a top plan view thereof; and,

FIG. 7 is a bottom plan view thereof.

1 Claim, 5 Drawing Sheets




FIG. 1

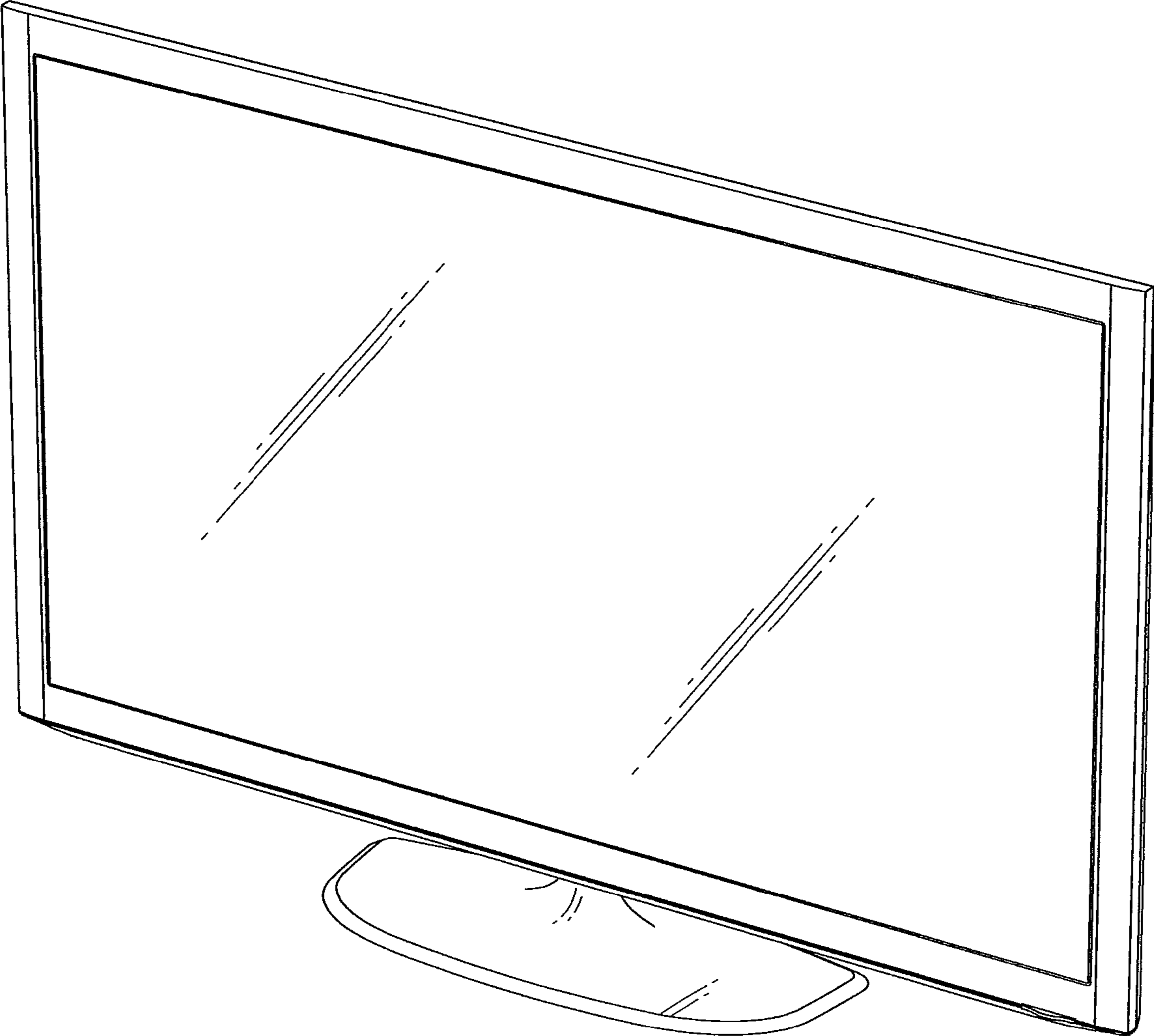


FIG. 2

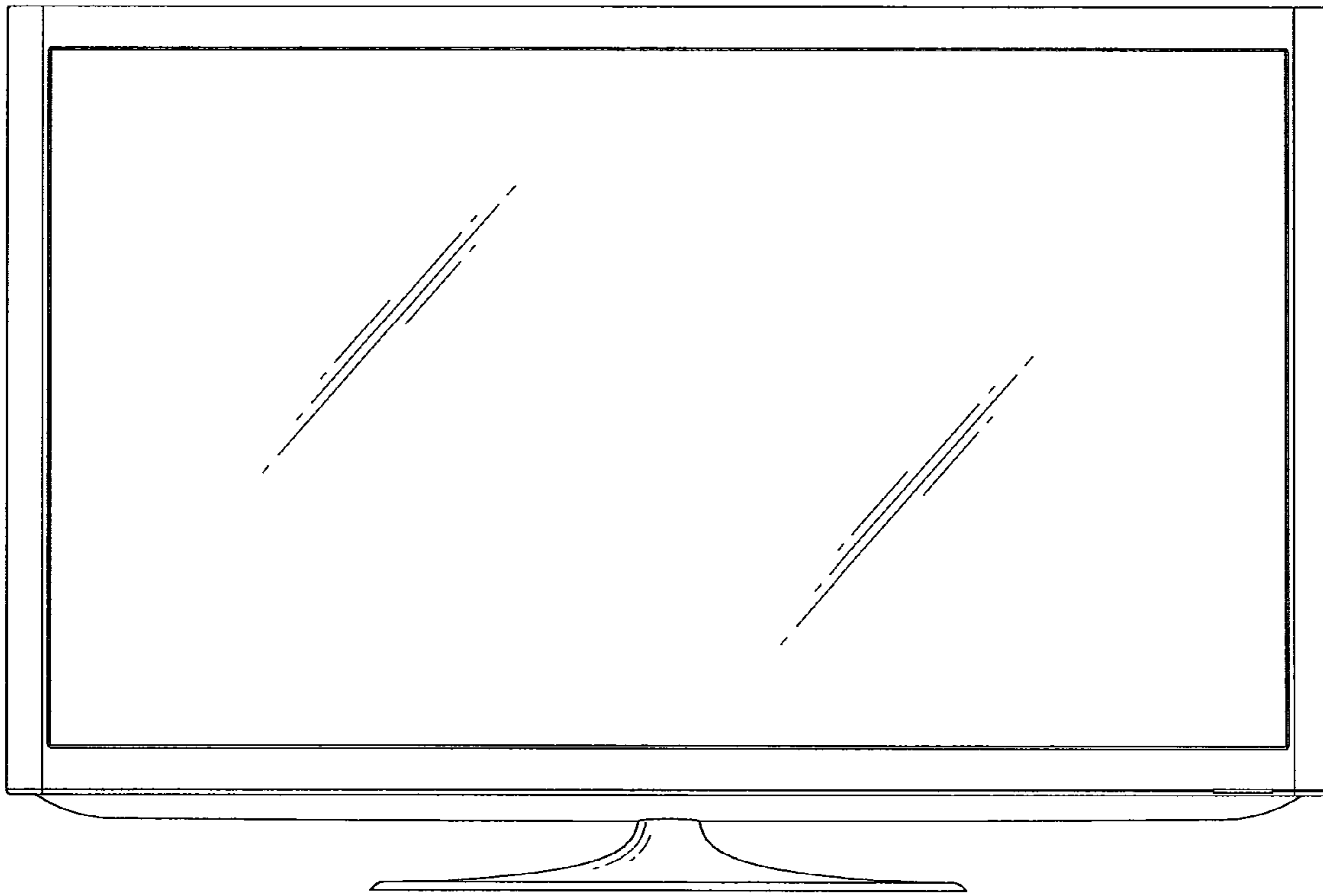


FIG. 3

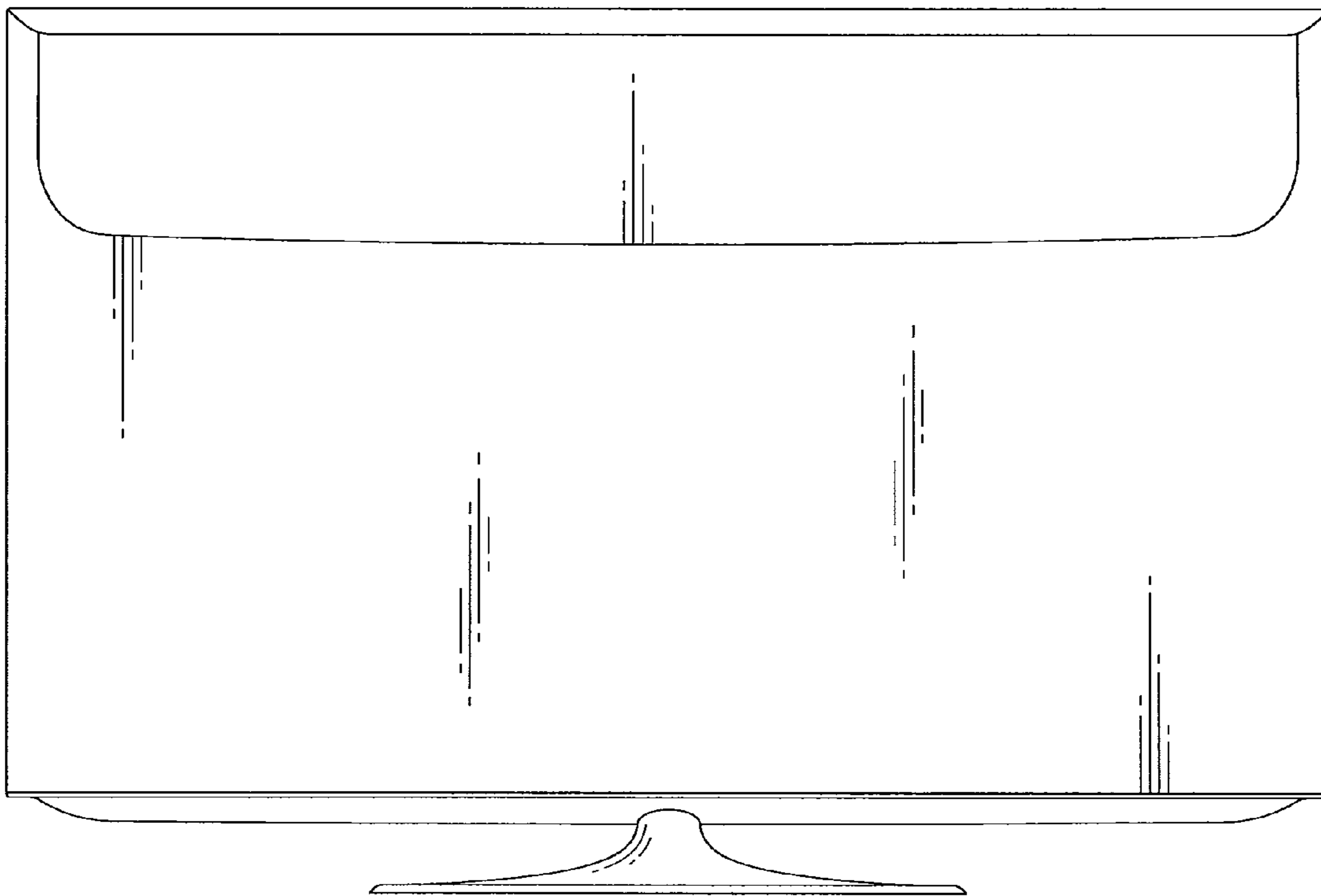


FIG. 4

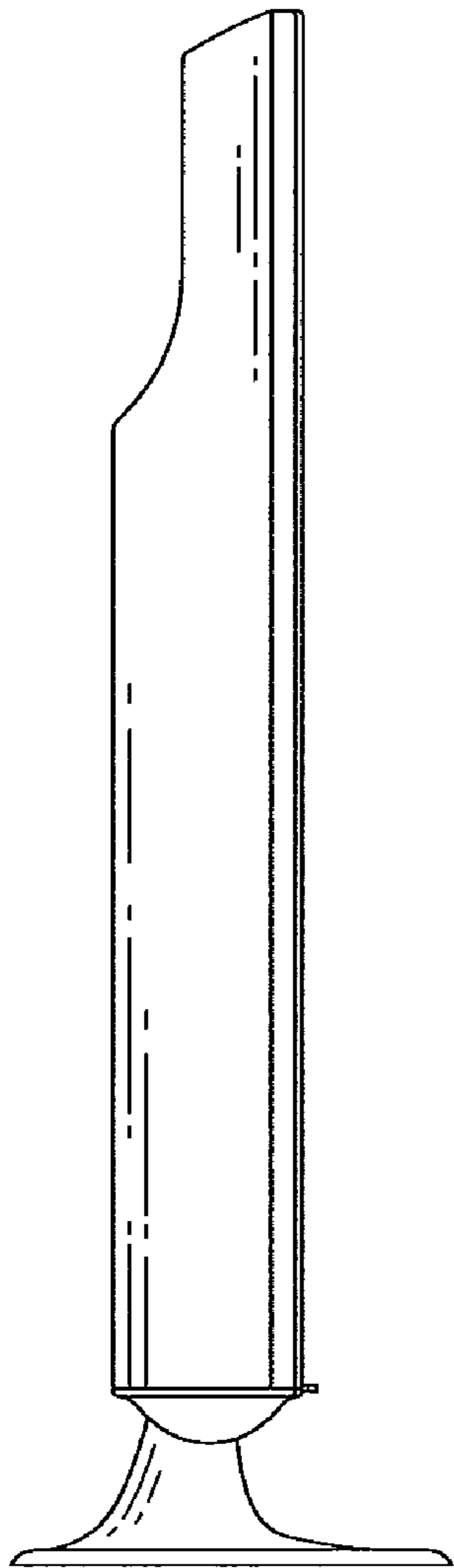


FIG. 5

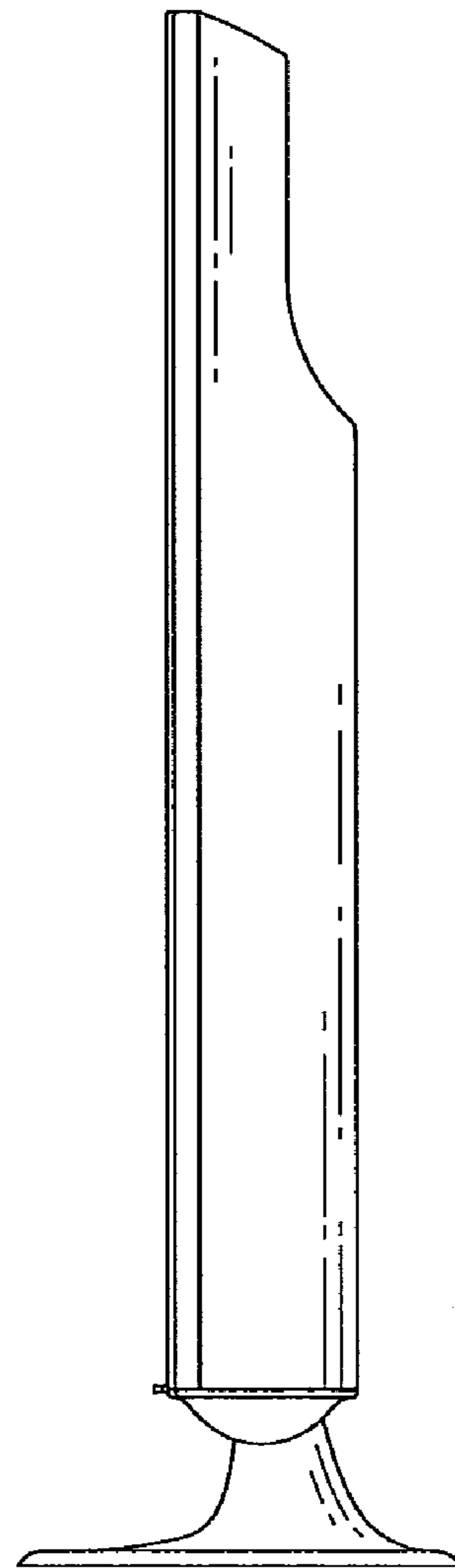


FIG. 6

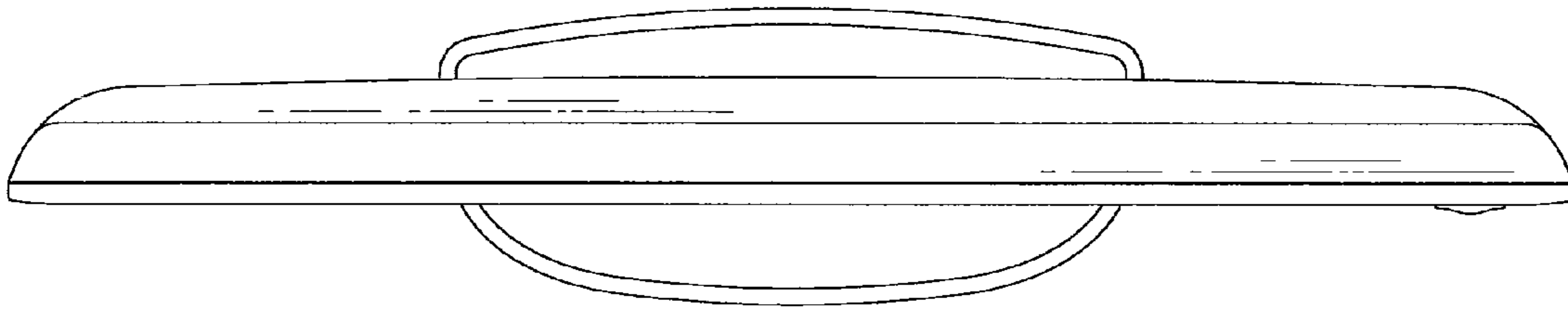


FIG. 7

