



US00D618634S

(12) **United States Design Patent**
Lin et al.

(10) **Patent No.:** **US D618,634 S**
(45) **Date of Patent:** **** Jun. 29, 2010**

(54) **HEAT DISSIPATION DEVICE**
(75) Inventors: **Shan-Ju Lin**, Chu-Nan (TW); **Hong-Bin Yang**, Chu-Nan (TW); **Ming-Young Shiao**, Chu-Nan (TW)

(73) Assignee: **Foxsemicon Integrated Technology, Inc.**, Chu-Nan, Miao-Li Hsien (TW)

(**) Term: **14 Years**

(21) Appl. No.: **29/346,255**

(22) Filed: **Oct. 29, 2009**

(30) **Foreign Application Priority Data**

Jul. 21, 2009 (CN) 2009 3 0309773.8

(51) **LOC (9) Cl.** **13-03**

(52) **U.S. Cl.** **D13/179**

(58) **Field of Classification Search** D13/179;
165/80.3, 104.33, 151, 122, 185; 257/706,
257/707, 718-722; 361/687, 695, 697, 700,
361/702, 704, 709, 710, 711, 719
See application file for complete search history.

(56) **References Cited**

U.S. PATENT DOCUMENTS

6,633,484 B1 * 10/2003 Lee et al. 361/697
D570,504 S * 6/2008 Maxik et al. D26/2
D576,964 S * 9/2008 Shaner D13/179

7,487,824 B2 * 2/2009 Lin et al. 165/80.4
D592,613 S * 5/2009 Plonski et al. D13/179
D593,963 S * 6/2009 Plonski et al. D13/179
2004/0118552 A1 * 6/2004 Huang et al. 165/80.3
2005/0174780 A1 * 8/2005 Park 362/294
2007/0236935 A1 * 10/2007 Wang 362/294
2009/0147520 A1 * 6/2009 Liu et al. 362/294
2009/0279314 A1 * 11/2009 Wu et al. 362/373
2010/0014287 A1 * 1/2010 Chiang et al. 362/231
2010/0026158 A1 * 2/2010 Wu 313/46

* cited by examiner

Primary Examiner—Selina Sikder

(74) *Attorney, Agent, or Firm*—Raymond J. Chew

(57) **CLAIM**

The ornamental design for a heat dissipation device, as shown.

DESCRIPTION

FIG. 1 is a perspective view of a heat dissipation device showing our new design.

FIG. 2 is a front elevational view thereof.

FIG. 3 is a rear elevational view thereof.

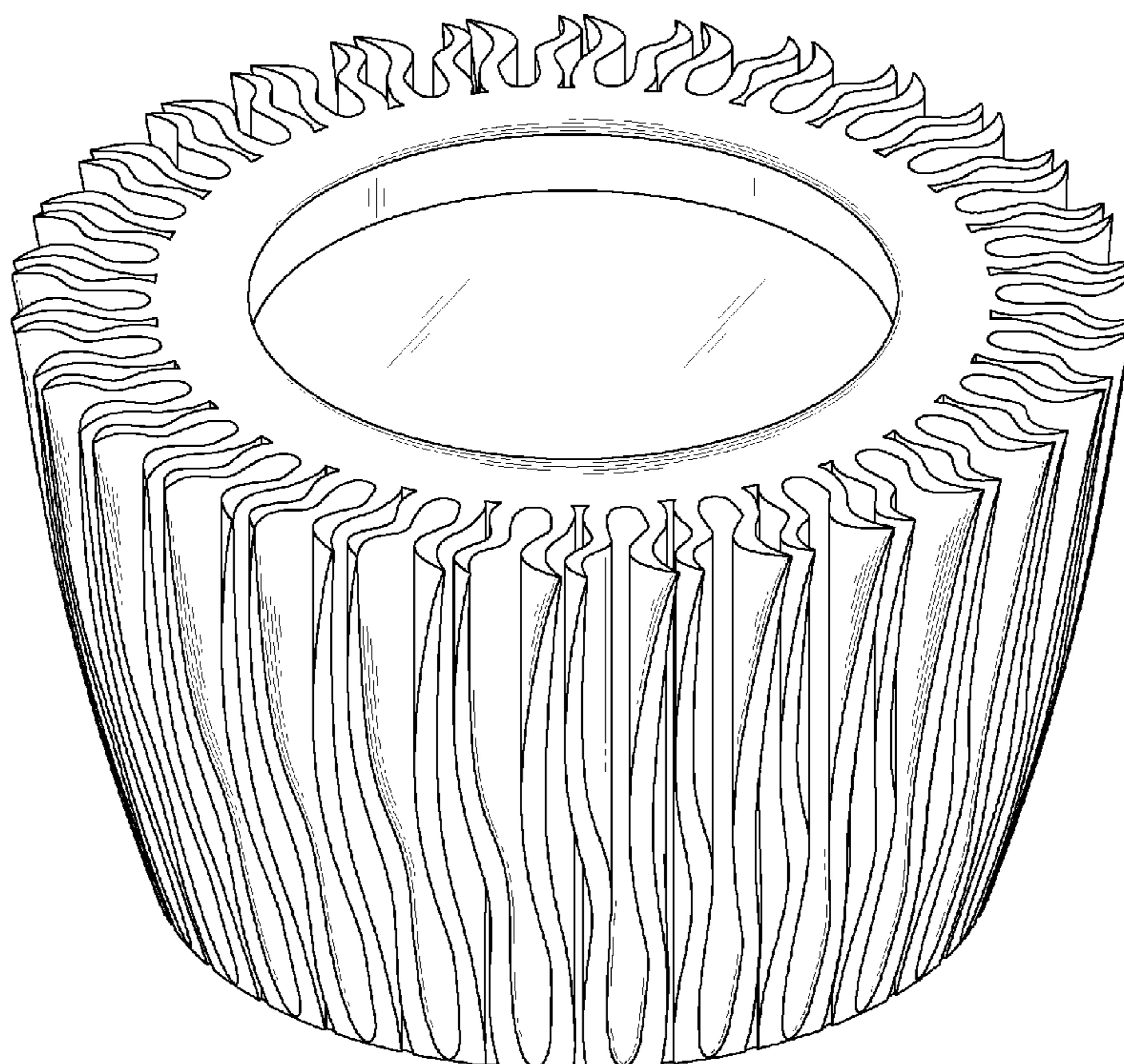
FIG. 4 is a left-side, elevational view thereof.

FIG. 5 is a right-side, elevational view thereof.

FIG. 6 is a top plan view thereof; and,

FIG. 7 is a bottom plan view thereof.

1 Claim, 7 Drawing Sheets



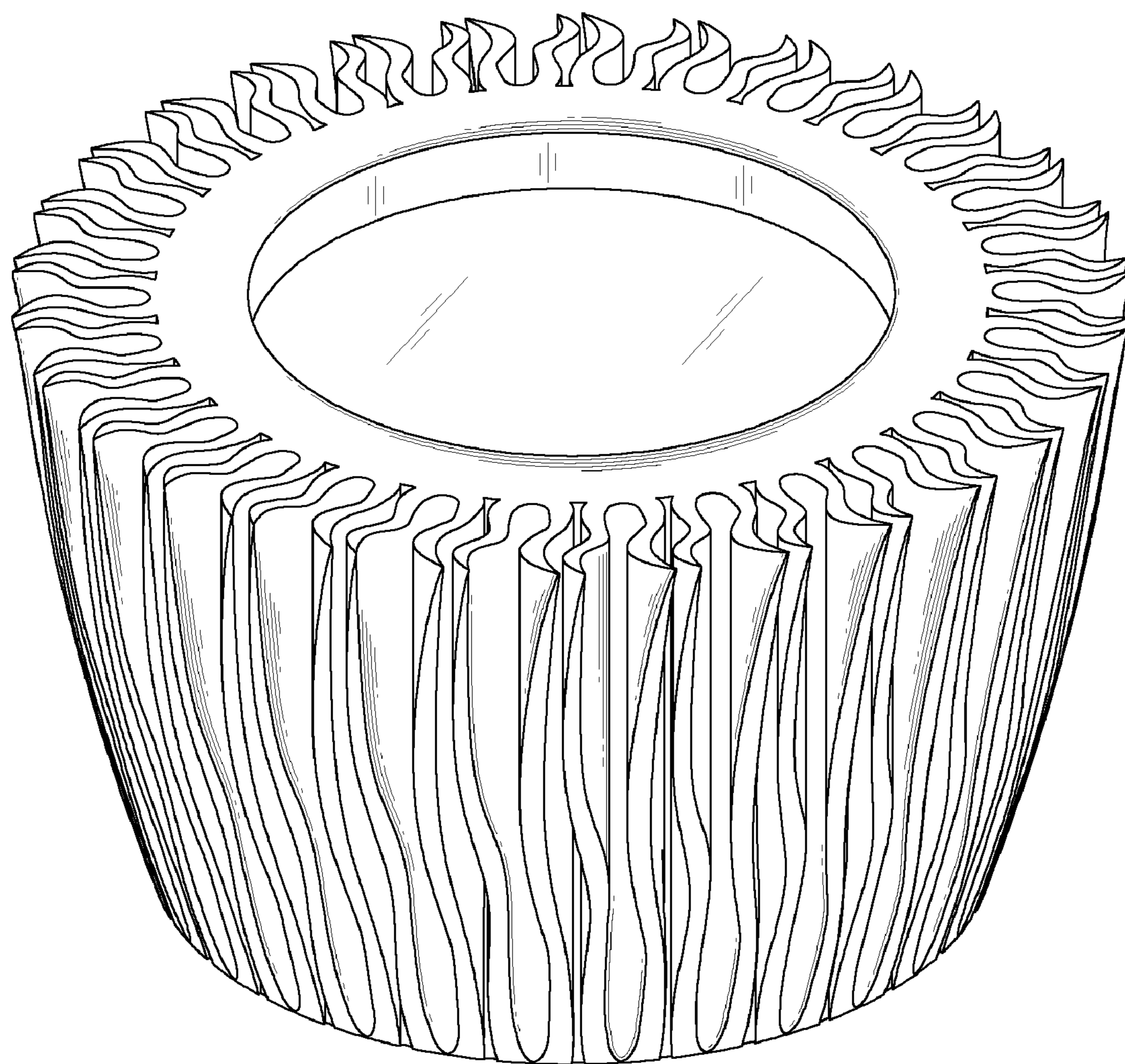


FIG. 1




FIG. 2




FIG. 3




FIG. 4




FIG. 5




FIG. 6




FIG. 7