



US00D618631S

(12) **United States Design Patent**  
**Wei et al.**

(10) **Patent No.:** **US D618,631 S**

(45) **Date of Patent:** **\*\* \*Jun. 29, 2010**

(54) **HEAT DISSIPATION DEVICE**

(75) Inventors: **An-Chi Wei**, Miao-Li Hsien (TW);  
**Shan-Ju Lin**, Miao-Li Hsien (TW)

(73) Assignee: **Foxsemicon Integrated Technology, Inc.**, Chu-Nan, Miao-Li Hsien (TW)

(\* ) Notice: This patent is subject to a terminal disclaimer.

(\*\* ) Term: **14 Years**

(21) Appl. No.: **29/339,854**

(22) Filed: **Jul. 8, 2009**

(30) **Foreign Application Priority Data**

Jun. 5, 2009 (CN) ..... 2009 3 0305384

(51) **LOC (9) Cl.** ..... **13-03**

(52) **U.S. Cl.** ..... **D13/179**

(58) **Field of Classification Search** ..... D13/179;  
165/80.3, 104.33, 151, 122, 185; 257/706,  
257/707, 718-722; 361/687, 695, 697, 700,  
361/702, 704, 709, 710, 711, 719

See application file for complete search history.

(56) **References Cited**

**U.S. PATENT DOCUMENTS**

6,637,502 B1 \* 10/2003 North et al. .... 165/80.3

6,735,864 B2 \* 5/2004 Sato et al. .... 29/890.03  
6,899,164 B1 \* 5/2005 Li et al. .... 165/80.3  
7,152,666 B2 \* 12/2006 Chen et al. .... 165/80.3  
D581,376 S \* 11/2008 Shaner ..... D13/179  
7,509,995 B2 \* 3/2009 Bhatti et al. .... 165/80.3  
2003/0070790 A1 \* 4/2003 Chen et al. .... 165/80.3  
2009/0139690 A1 \* 6/2009 Maerz et al. .... 165/80.2

\* cited by examiner

*Primary Examiner*—Selina Sikder

(74) *Attorney, Agent, or Firm*—Raymond J. Chew

(57) **CLAIM**

The ornamental design for a heat dissipation device, as shown.

**DESCRIPTION**

FIG. 1 is a perspective view of a heat dissipation device showing our new design.

FIG. 2 is a front elevational view thereof.

FIG. 3 is a rear elevational view thereof.

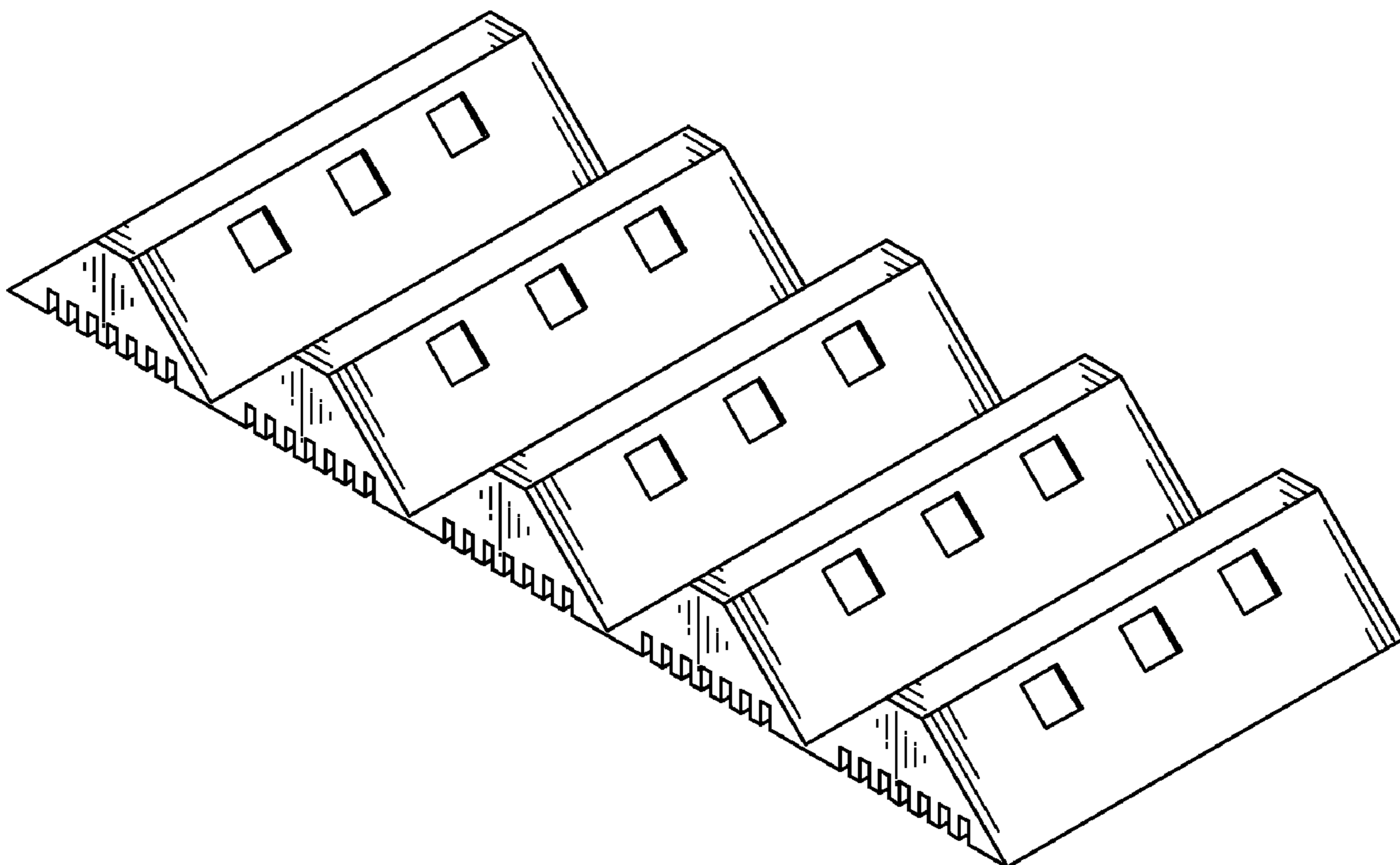
FIG. 4 is a left-side, elevational view thereof.

FIG. 5 is a right-side, elevational view thereof.

FIG. 6 is a top plan view thereof; and,

FIG. 7 is a bottom plan view thereof.

**1 Claim, 7 Drawing Sheets**



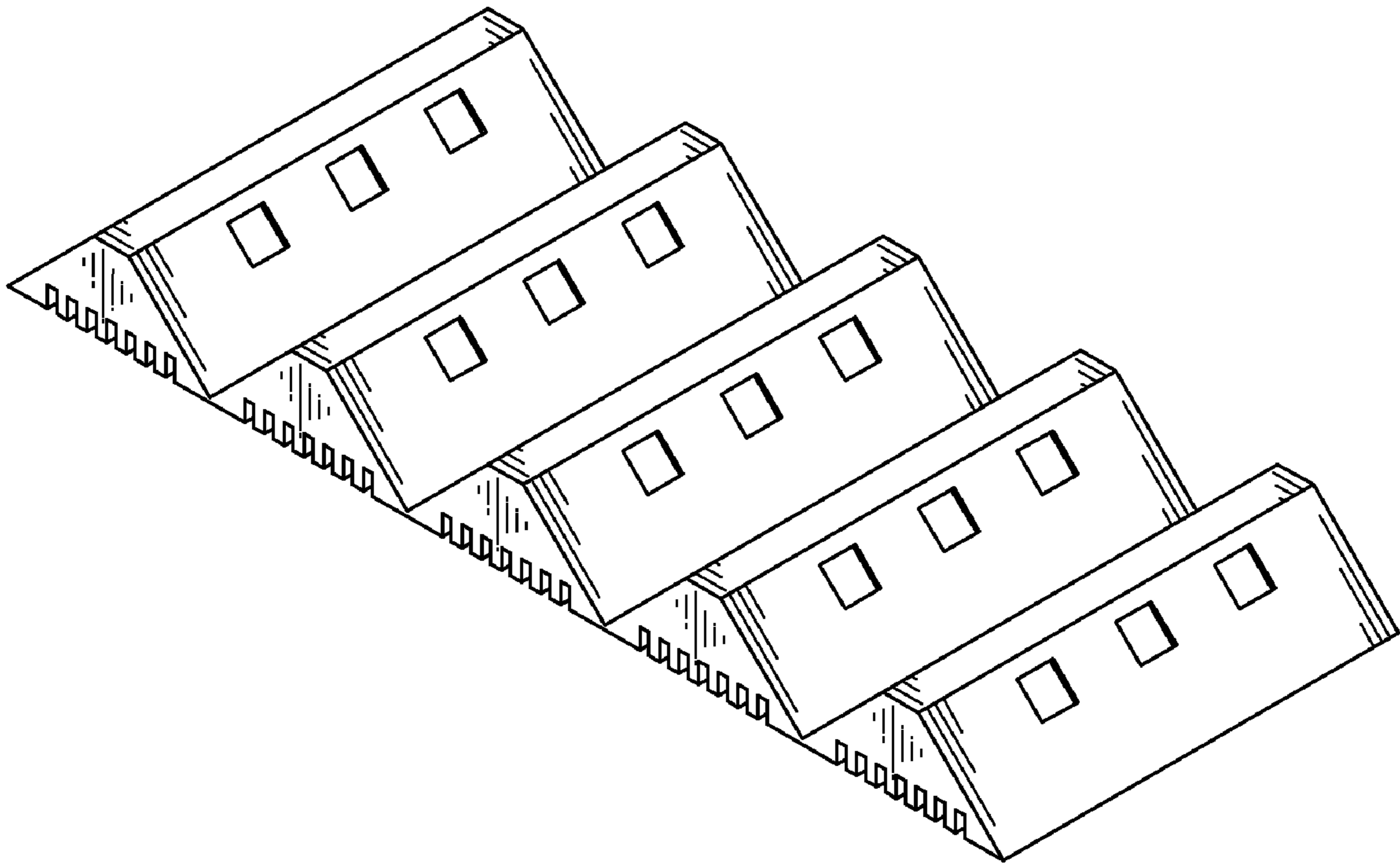


FIG. 1

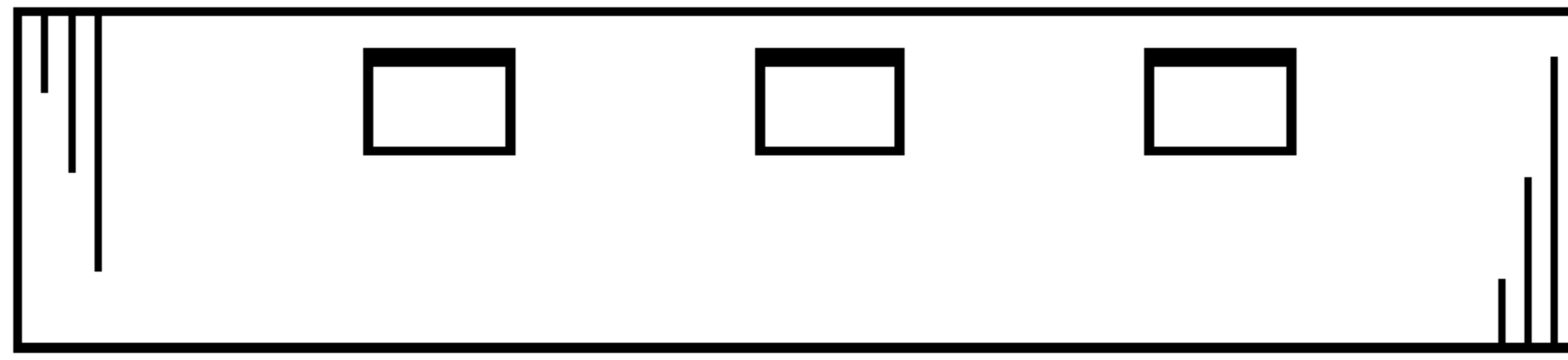


FIG. 2

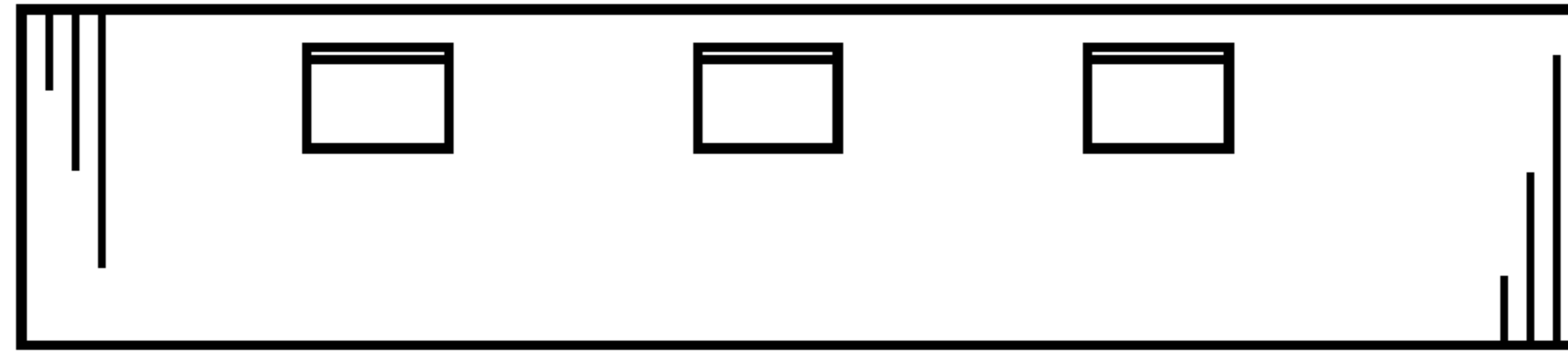


FIG. 3

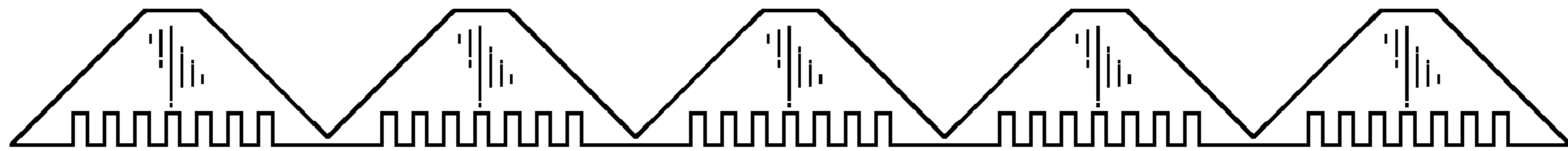


FIG. 4



FIG. 5

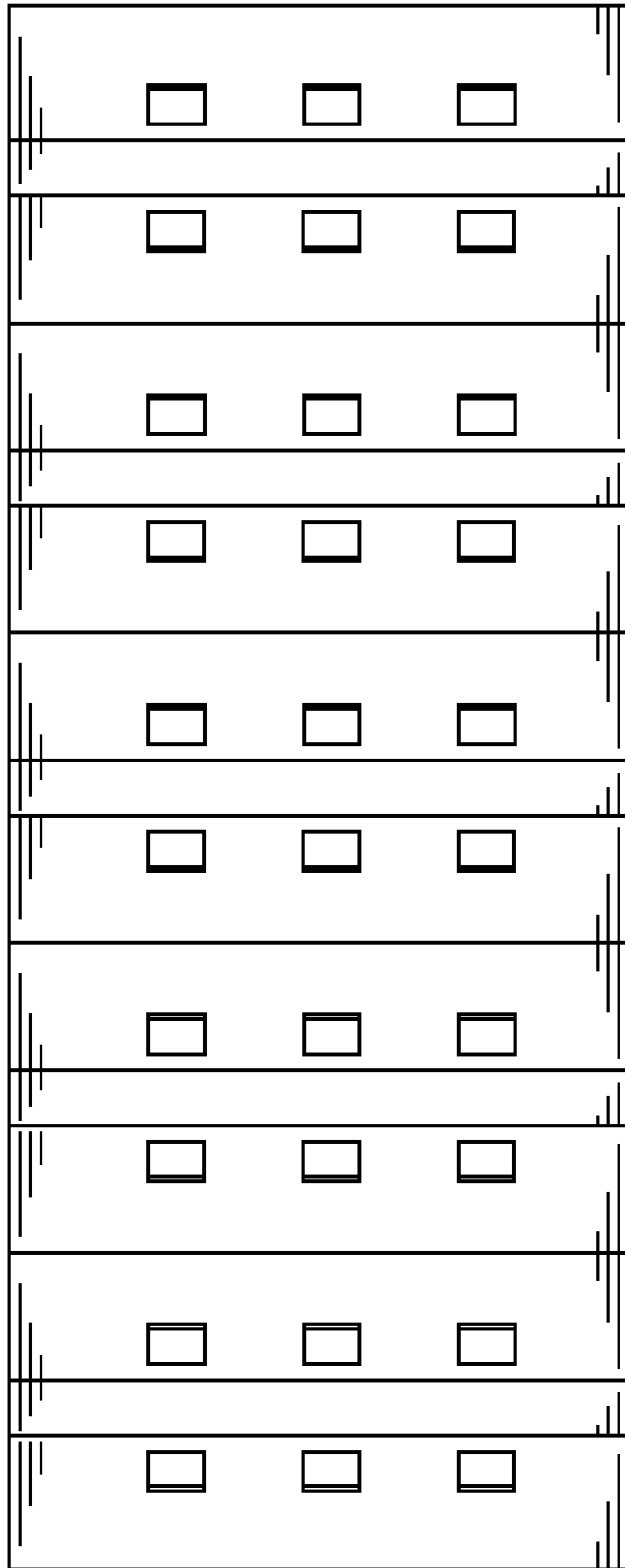


FIG. 6




FIG. 7