



US00D618602S

(12) **United States Design Patent**
Ridzon

(10) **Patent No.:** **US D618,602 S**
(45) **Date of Patent:** **** Jun. 29, 2010**

(54) **WIND DEFLECTOR**

(76) Inventor: **Donald Ridzon**, 3200 Columbiana Rd.,
New Springfield, OH (US) 44443

(**) Term: **14 Years**

(21) Appl. No.: **29/316,267**

(22) Filed: **Sep. 9, 2009**

(51) **LOC (9) Cl.** **12-08**

(52) **U.S. Cl.** **D12/181**

(58) **Field of Classification Search** D12/181,
D12/191, 196, 400, 190, 88; 280/848, 770,
280/727; 296/91, 180.1–180.5; 180/903

See application file for complete search history.

(56) **References Cited**

U.S. PATENT DOCUMENTS

D437,814 S *	2/2001	Yokomaku	D12/190
D438,150 S *	2/2001	Yokomaku	D12/169
D441,331 S *	5/2001	Hatter	D12/181
D446,758 S *	8/2001	Tampi	D12/190
D448,330 S *	9/2001	Tampi	D12/169
D452,669 S *	1/2002	Yokomaku	D12/169
D462,038 S *	8/2002	Yokomaku	D12/169

D467,843 S *	12/2002	Hatter	D2/181
D473,831 S *	4/2003	Saleen	D2/181
D491,121 S *	6/2004	Yokomaku	D12/181
D610,511 S *	2/2010	Dubanowski et al.	D12/181
2008/0272615 A1 *	11/2008	McKnight et al.	296/180.5

* cited by examiner

Primary Examiner—Caron Veynar

Assistant Examiner—Katrina A Kile

(74) *Attorney, Agent, or Firm*—Harpman & Harpman

(57) **CLAIM**

The ornamental design for a wind deflector, as shown and described.

DESCRIPTION

FIG. 1 is a perspective view of the wind deflector.

FIG. 2 is a top plan view thereof.


FIG. 3 is a right side elevational view of the wind deflector of the invention.

FIG. 4 is a left side elevational view thereof.

FIG. 5 is a bottom plan view of the wind deflector; and,

FIG. 6 is a back elevational view of the wind deflector.

1 Claim, 3 Drawing Sheets



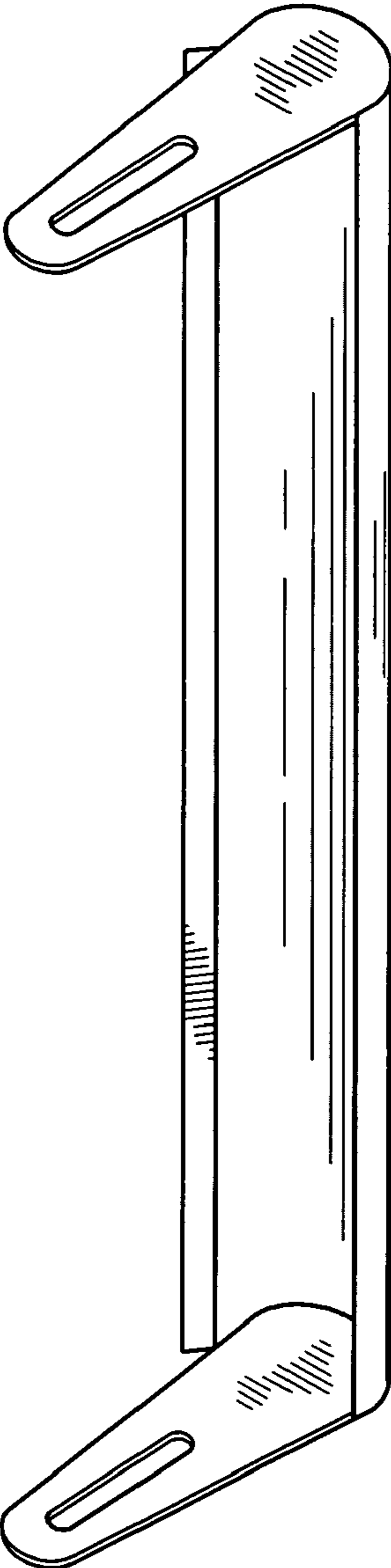


FIG. 1




FIG. 2




FIG. 3

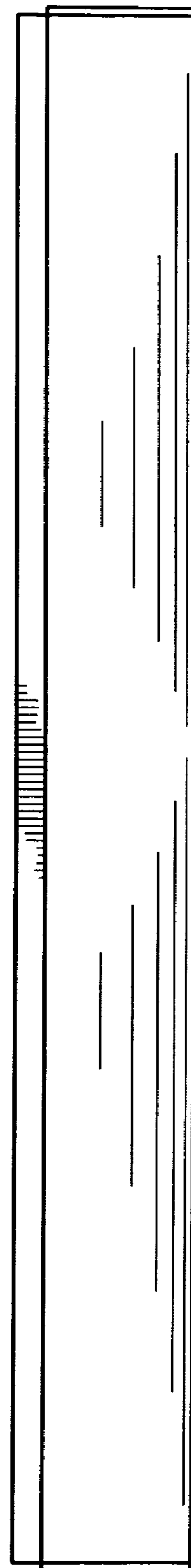


FIG. 4

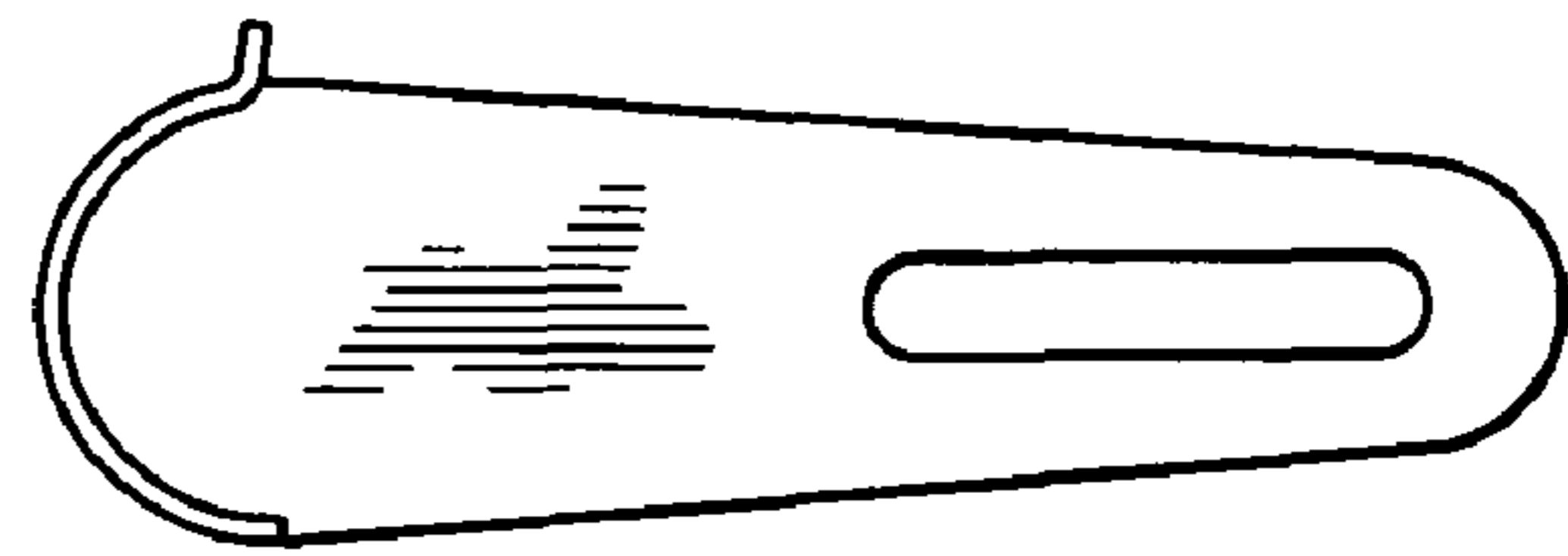



FIG. 5

FIG. 6