



US00D618601S

(12) **United States Design Patent**
Liu et al.

(10) **Patent No.:** **US D618,601 S**
(45) **Date of Patent:** **** *Jun. 29, 2010**

(54) **BRAKE FRICTION PAD**

(75) Inventors: **Weiming Liu**, Windsor (CA); **Rodney G. Silvey**, Cookeville, TN (US); **Jason Heath Mahan**, Lafayette, TN (US)

(73) Assignee: **Federal-Mogul Worldwide, Inc.**, Southfield, MI (US)

(*) Notice: This patent is subject to a terminal disclaimer.

(**) Term: **14 Years**

(21) Appl. No.: **29/350,624**

(22) Filed: **Nov. 20, 2009**

Related U.S. Application Data

(62) Division of application No. 29/341,489, filed on Aug. 6, 2009, now Pat. No. Des. 608,708, which is a division of application No. 29/336,147, filed on Apr. 29, 2009, now Pat. No. Des. 603,768, which is a division of application No. 29/332,354, filed on Feb. 13, 2009, now Pat. No. Des. 598,342, which is a division of application No. 29/282,921, filed on Aug. 1, 2007, now Pat. No. Des. 588,972.

(51) **LOC (9) Cl.** **12-16**

(52) **U.S. Cl.** **D12/180**

(58) **Field of Classification Search** D12/180, D12/174, 400; D15/138-140; 72/339; 188/73.31-73.39, 188/73.43, 73.45, 218 XL, 73.1, 250 B, 250 E, 188/250 R, 251 R; 192/107 M, 107 R; 428/443; 488/1.11 W, 1.11 R

See application file for complete search history.

(56) **References Cited**

U.S. PATENT DOCUMENTS

1,506,578 A * 8/1924 Grandahl 72/477
1,950,262 A * 3/1934 Norton 428/443
4,056,174 A * 11/1977 Wienand et al. 188/73.36
D255,675 S * 7/1980 Weiser et al. D12/180
D260,015 S * 7/1981 Sheill D12/180

4,290,508 A * 9/1981 Baum 188/73.38
4,428,463 A * 1/1984 Burgdorf et al. 188/73.38
D277,093 S * 1/1985 Caplygin D12/180
D277,175 S * 1/1985 Caplygin D12/180
4,527,669 A * 7/1985 Meyer et al. 188/73.38
4,823,920 A * 4/1989 Evans 188/73.34
5,799,754 A * 9/1998 Kazuro et al. 188/1.11 W
5,875,873 A * 3/1999 Kay et al. 188/73.38
6,142,263 A * 11/2000 Lotfipour 188/73.37
D507,217 S * 7/2005 Goldenberg et al. D12/180
7,111,709 B2 * 9/2006 Baba 188/73.37
7,222,701 B2 * 5/2007 Pham 188/250 G
D573,069 S * 7/2008 Jones D12/180
D576,089 S * 9/2008 Jones D12/180
D588,968 S * 3/2009 Liu et al. D12/180
D588,969 S * 3/2009 Liu et al. D12/180
D588,970 S * 3/2009 Liu et al. D12/180
D588,971 S * 3/2009 Liu et al. D12/180

(Continued)

Primary Examiner—Robert M Spear
Assistant Examiner—Cynthia Underwood
(74) *Attorney, Agent, or Firm*—Robert L. Stearns; Dickinson Wright, PLLC

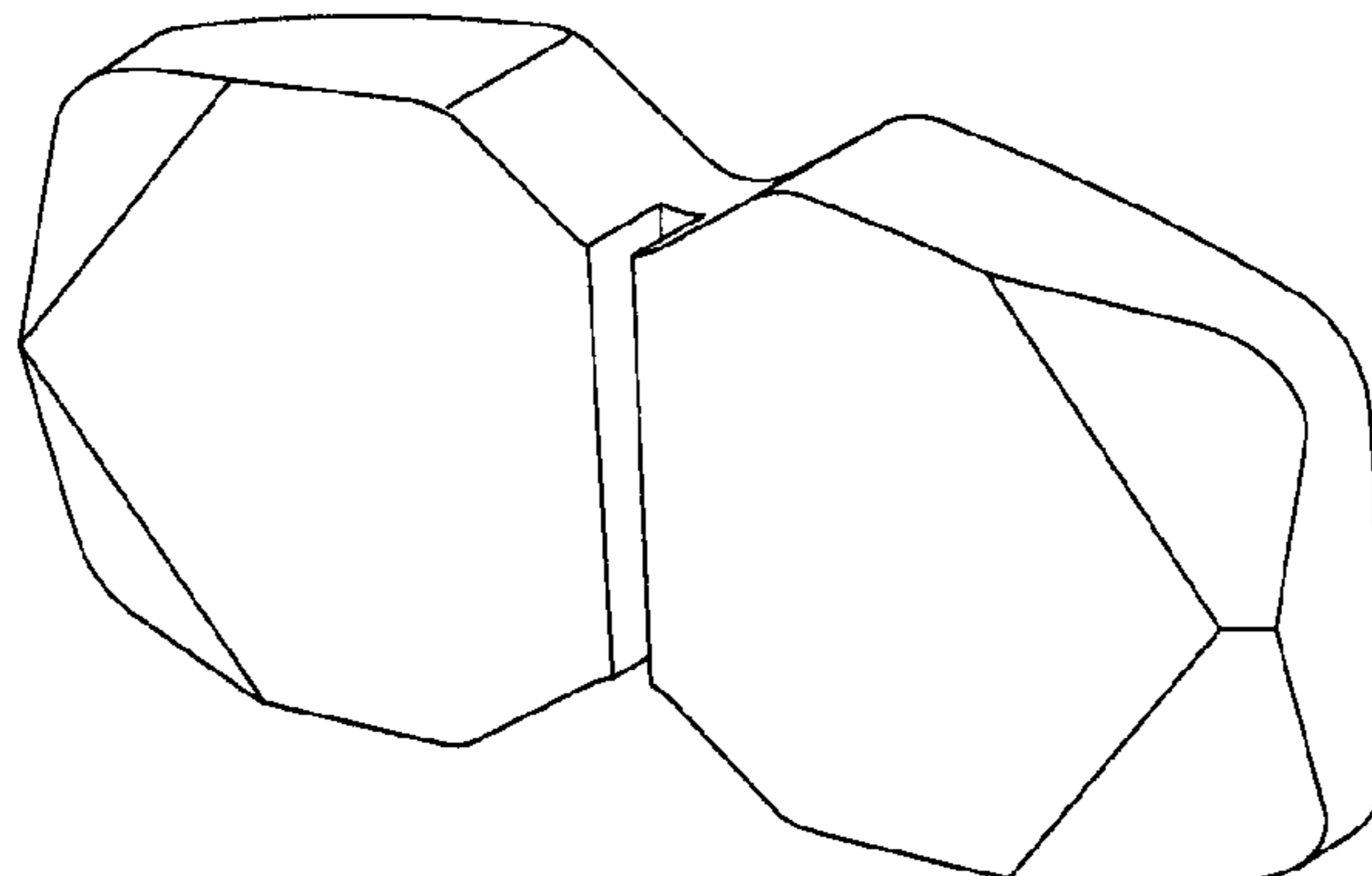
(57) **CLAIM**

The ornamental design for a brake friction pad, as shown and described.

DESCRIPTION

FIG. 1 is a perspective view of a brake friction pad;
FIG. 2 is a front view thereof;
FIG. 3 is a top view thereof;
FIG. 4 is a bottom view thereof; and,
FIG. 5 is a right side elevational view thereof, the left side elevational view being a mirror image of the right side elevational view.

1 Claim, 2 Drawing Sheets



US D618,601 S

Page 2

U.S. PATENT DOCUMENTS

D588,972 S *	3/2009	Liu et al.	D12/180	D602,825 S *	10/2009	Liu et al.	D12/180
D588,973 S *	3/2009	Liu et al.	D12/180	D602,826 S *	10/2009	Liu et al.	D12/180
D588,974 S *	3/2009	Liu et al.	D12/180	D603,769 S *	11/2009	Liu et al.	D12/180
D596,092 S *	7/2009	Liu et al.	D12/180	D603,770 S *	11/2009	Liu et al.	D12/180
D597,907 S *	8/2009	Liu et al.	D12/180	D604,214 S *	11/2009	Liu et al.	D12/180
D598,343 S *	8/2009	Liu et al.	D12/180	D608,708 S *	1/2010	Liu et al.	D12/180
D598,344 S *	8/2009	Liu et al.	D12/180	2004/0154885 A1 *	8/2004	Gotti et al.	188/250 B
D599,723 S *	9/2009	Liu et al.	D12/180	2008/0011562 A1 *	1/2008	Hilbrandt	188/250 B

* cited by examiner

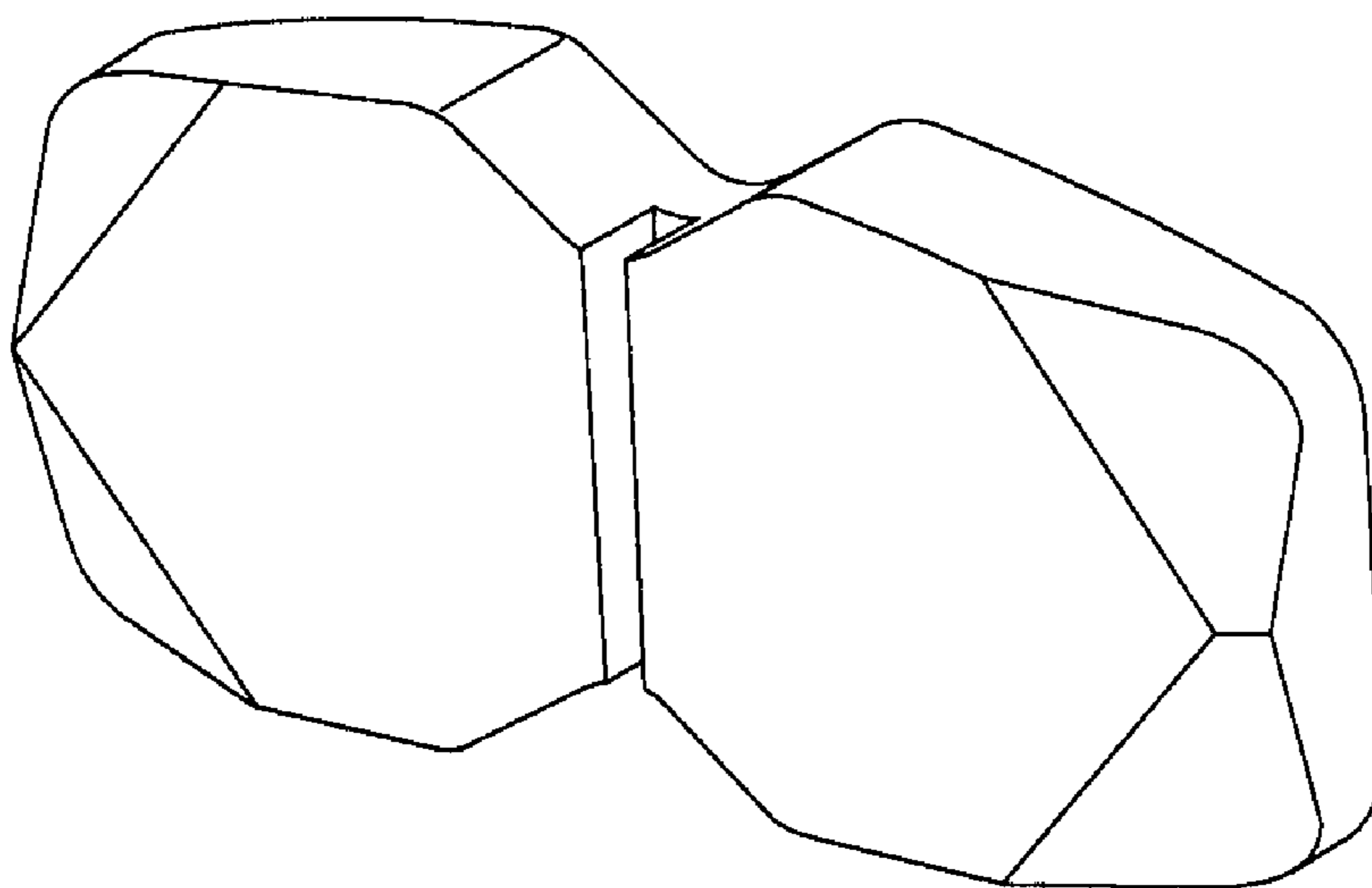


Fig. 1

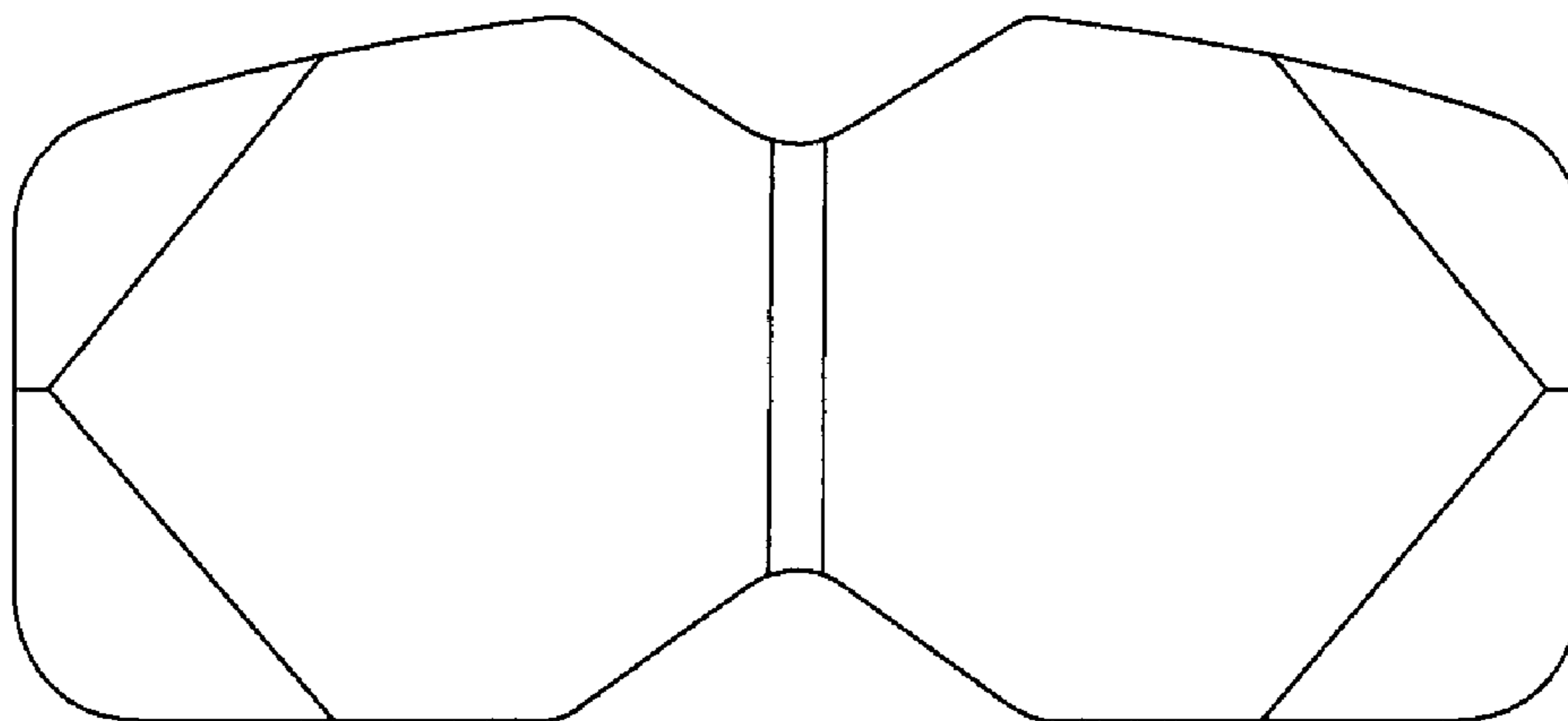


Fig. 2

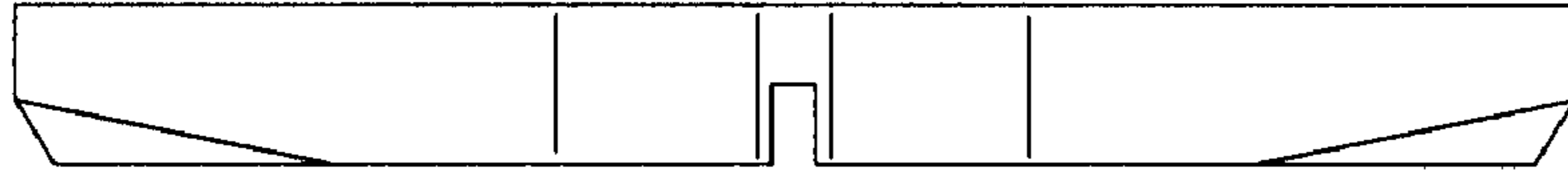


Fig. 3

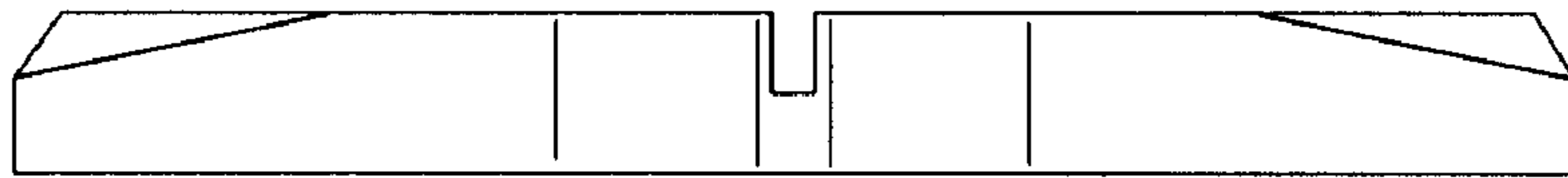


Fig. 4



Fig. 5