



US00D618593S

(12) **United States Design Patent**  
**Aranda et al.**

(10) **Patent No.:** **US D618,593 S**  
(45) **Date of Patent:** **\*\* Jun. 29, 2010**

(54) **AUTOMOBILE**

(76) Inventors: **Jose Ramon Aranda**, 5393 Bally Dr., Hilliard, OH (US) 43026; **Martin Aranda**, 733 Parkbluff Way, Lewis Center, OH (US) 43035; **Pablo Aranda**, 5393 Bally Dr., Hilliard, OH (US) 43026

(\*\*) Term: **14 Years**

(21) Appl. No.: **29/350,424**

(22) Filed: **Nov. 17, 2009**

(51) **LOC (9) Cl.** ..... **12-08**

(52) **U.S. Cl.** ..... **D12/92**

(58) **Field of Classification Search** ..... D12/86,  
D12/90-92; D21/424, 433, 434; 296/181.1,  
296/181.5

See application file for complete search history.

(56) **References Cited**

**U.S. PATENT DOCUMENTS**

D566,621 S \* 4/2008 Lukasak et al. .... D12/92  
D573,509 S \* 7/2008 Lukasak et al. .... D12/92  
D574,754 S \* 8/2008 Miniati et al. .... D12/92  
D575,678 S \* 8/2008 Matsumoto et al. .... D12/92

D575,679 S \* 8/2008 Habib ..... D12/92  
D593,001 S \* 5/2009 Crijns ..... D12/92  
D599,249 S \* 9/2009 Blasi ..... D12/92

\* cited by examiner

*Primary Examiner*—Melody N Brown

(74) *Attorney, Agent, or Firm*—Dinsmore & Shohl LLP;  
Diane H. Dobrea

(57) **CLAIM**

The ornamental design of an automobile, as shown and described.

**DESCRIPTION**

FIG. 1 is a front perspective view of an ornamental design for an automobile;

FIG. 2 is a rear perspective view thereof;


FIG. 3 is a side elevational view thereof;

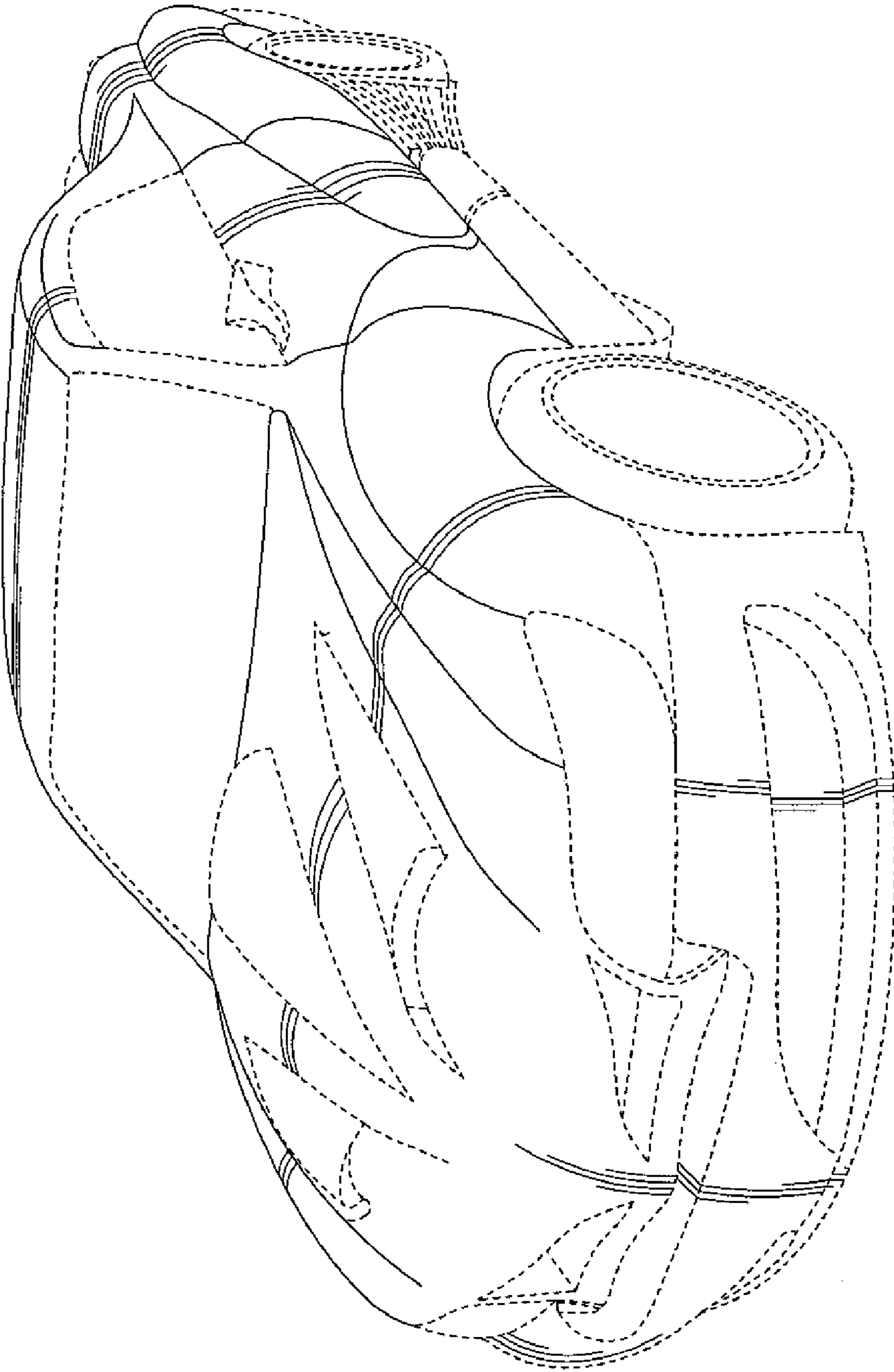
FIG. 4 is a front elevational view thereof; and,

FIG. 5 is a rear elevational view thereof.

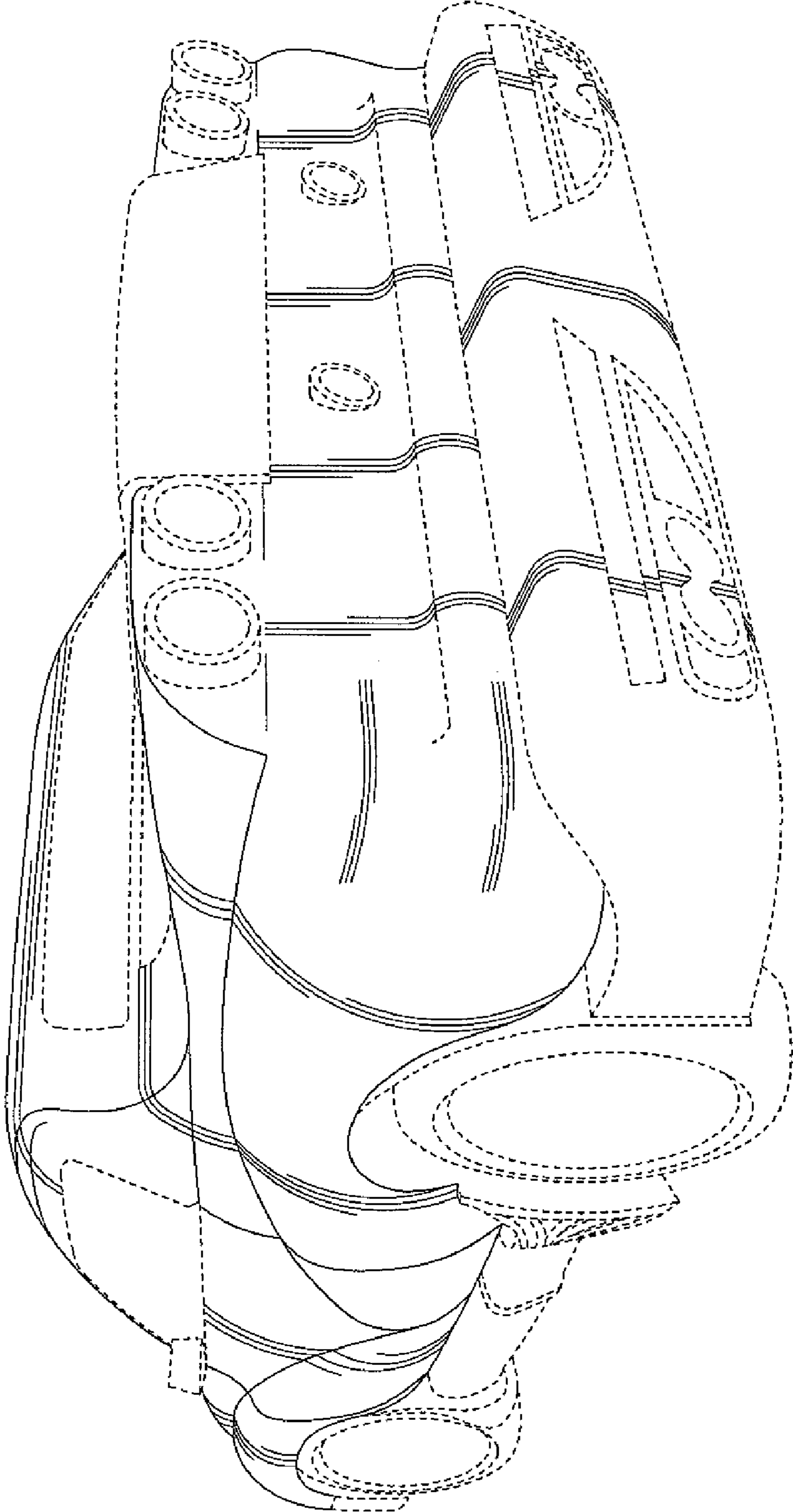
The broken line portions shown throughout the drawing are for illustrative purposes only and form no part of the claimed design.

**1 Claim, 5 Drawing Sheets**

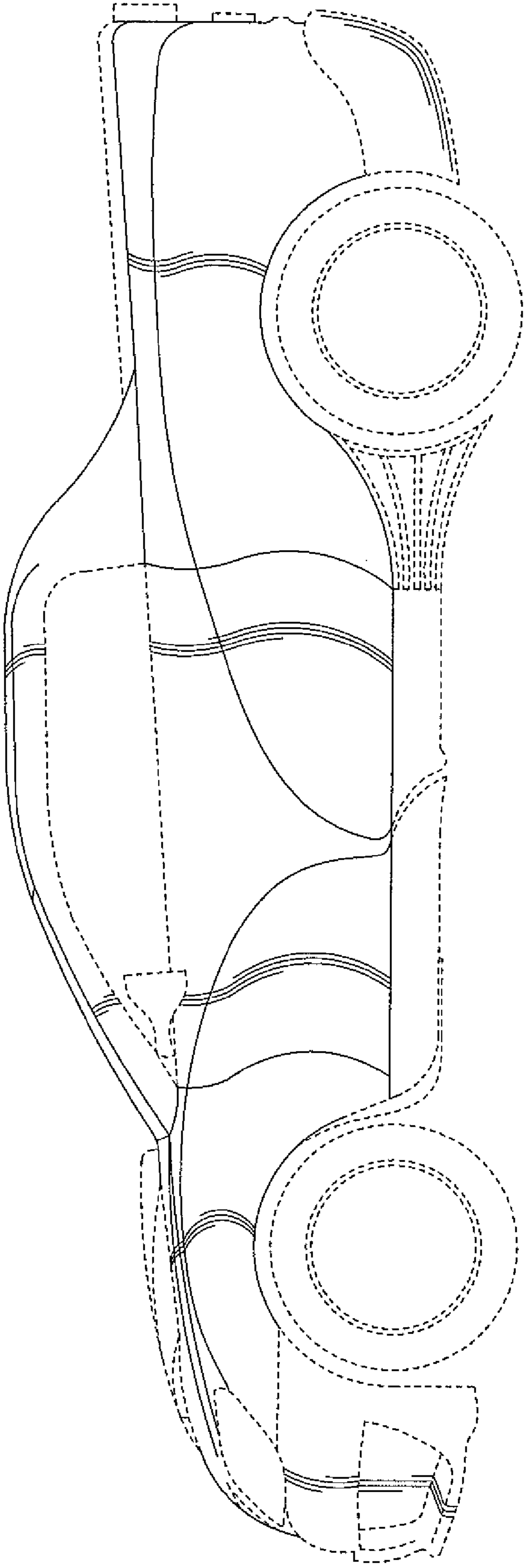




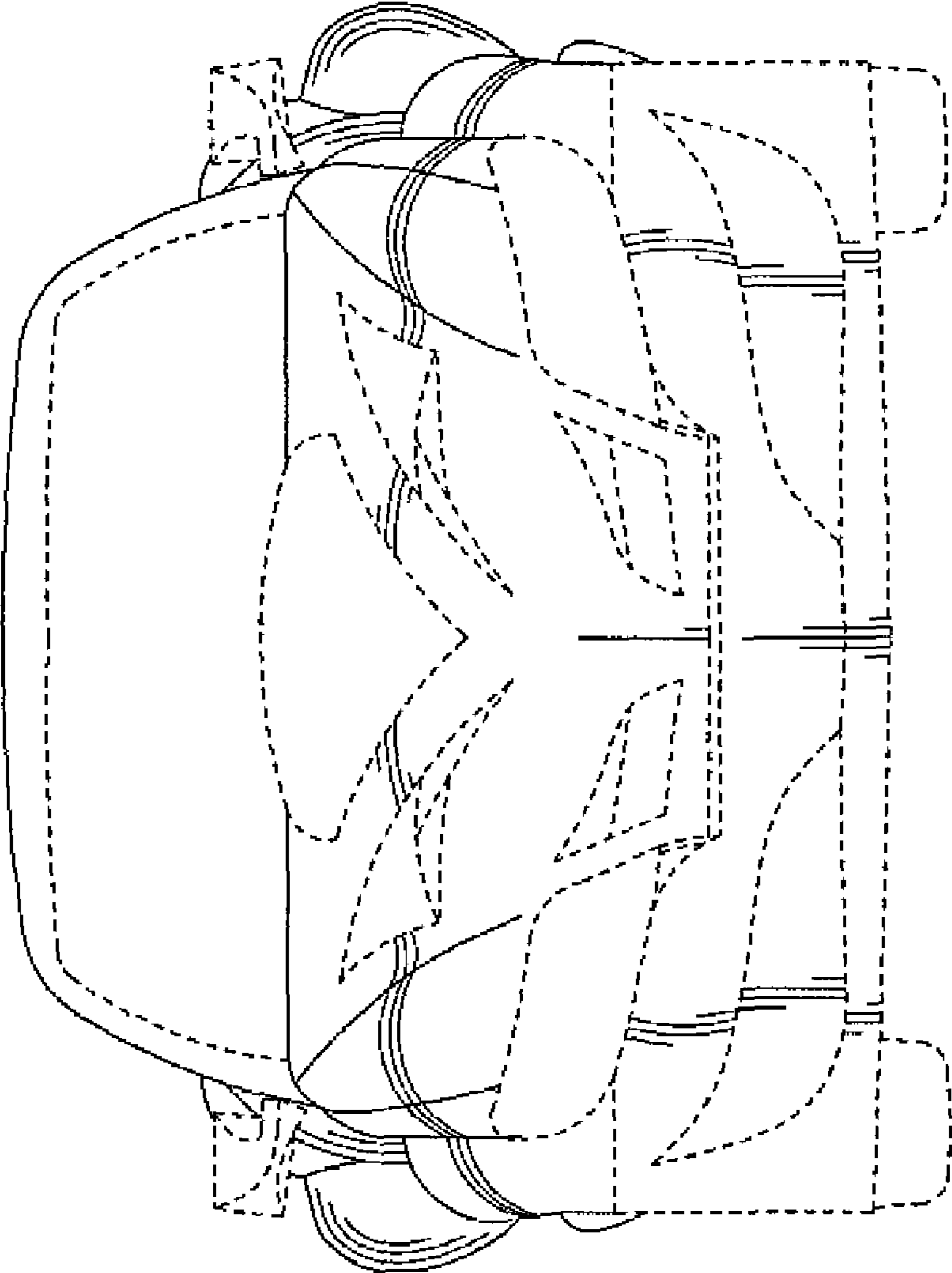
**FIG. 1**



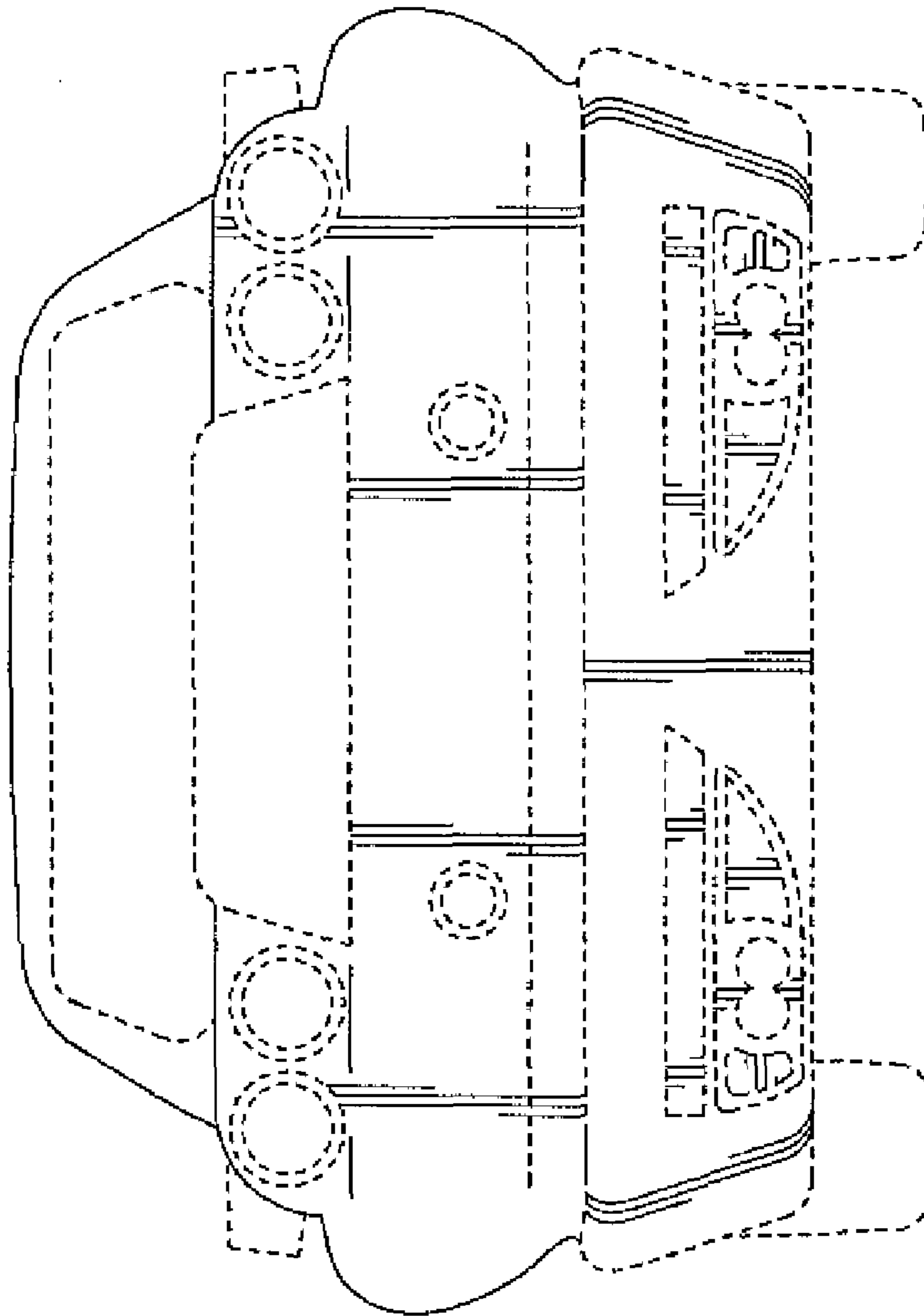
**FIG. 2**



**FIG. 3**



**FIG. 4**



**FIG. 5**