



US00D618586S

(12) **United States Design Patent**
Lanoie

(10) **Patent No.:** **US D618,586 S**

(45) **Date of Patent:** **** Jun. 29, 2010**

(54) **COLLECTIBLE CHIP**

(76) **Inventor:** **Louis A. Lanoie**, 6 Highland St., West Warwick, RI (US) 02893-5605

(**) **Term:** **14 Years**

(21) **Appl. No.:** **29/353,265**

(22) **Filed:** **Jan. 6, 2010**

(51) **LOC (9) Cl.** **11-02**

(52) **U.S. Cl.** **D11/184**

(58) **Field of Classification Search** D11/95,
D11/131-164, 184; D21/208, 362, 366,
D21/385-386, 390, 396; 40/27.5; 273/274,
273/288, 353; 463/25, 47

See application file for complete search history.

(56) **References Cited**

U.S. PATENT DOCUMENTS

D236,515 S *	8/1975	Squiers	D21/348
3,953,932 A *	5/1976	Graves	40/27.5
D397,159 S *	8/1998	Blacklock	D21/362
D405,858 S *	2/1999	Wolff	D21/759
D445,160 S *	7/2001	Hueber	D21/794
D500,576 S *	1/2005	Kraus	D1/199
D513,771 S *	1/2006	Su et al.	D21/390
D518,528 S *	4/2006	Su et al.	D21/390
D523,488 S *	6/2006	Su et al.	D21/390

D523,489 S * 6/2006 Su et al. D21/390
2003/0106933 A1 * 6/2003 Alexander 235/375

* cited by examiner

Primary Examiner—Holly H Baynham

Assistant Examiner—Michelle E Wilson

(74) *Attorney, Agent, or Firm*—Barlow, Josephs & Holmes, Ltd.

(57) **CLAIM**

The ornamental design for a collectible chip, as shown and described.

DESCRIPTION

FIG. 1 is a front perspective view of the collectible chip showing the new design;

FIG. 2 is a top view thereof; the bottom view being a mirror image thereof;

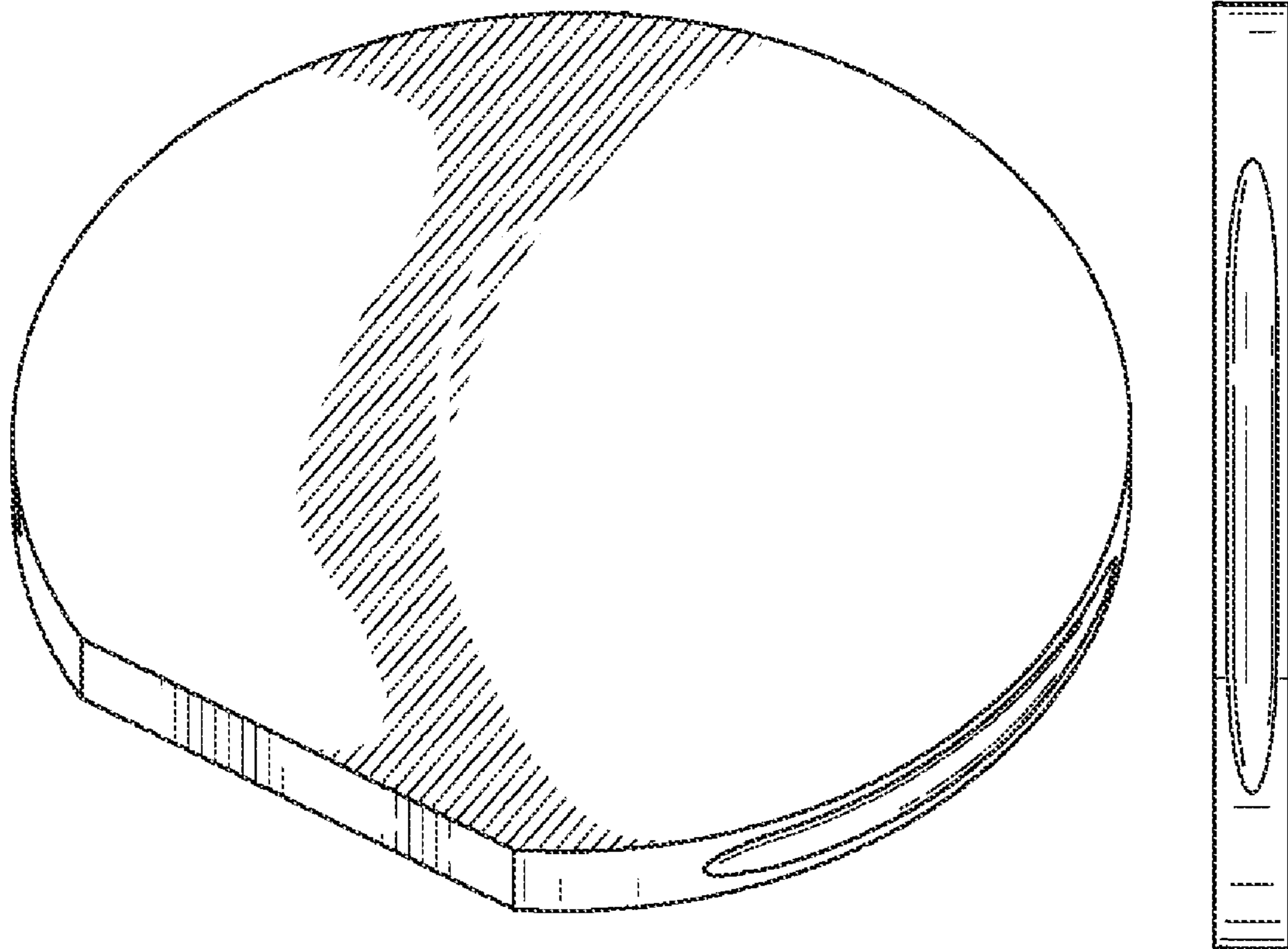
FIG. 3 is a rear view thereof;

FIG. 4 is a front view thereof;

FIG. 5 is a left side elevational view thereof; the right side elevational view being a mirror image thereof; and,

FIG. 6 is an environmental perspective view of the collectible chip in a display device; the display device being shown in broken lines and forming no part of the claimed invention.

1 Claim, 3 Drawing Sheets



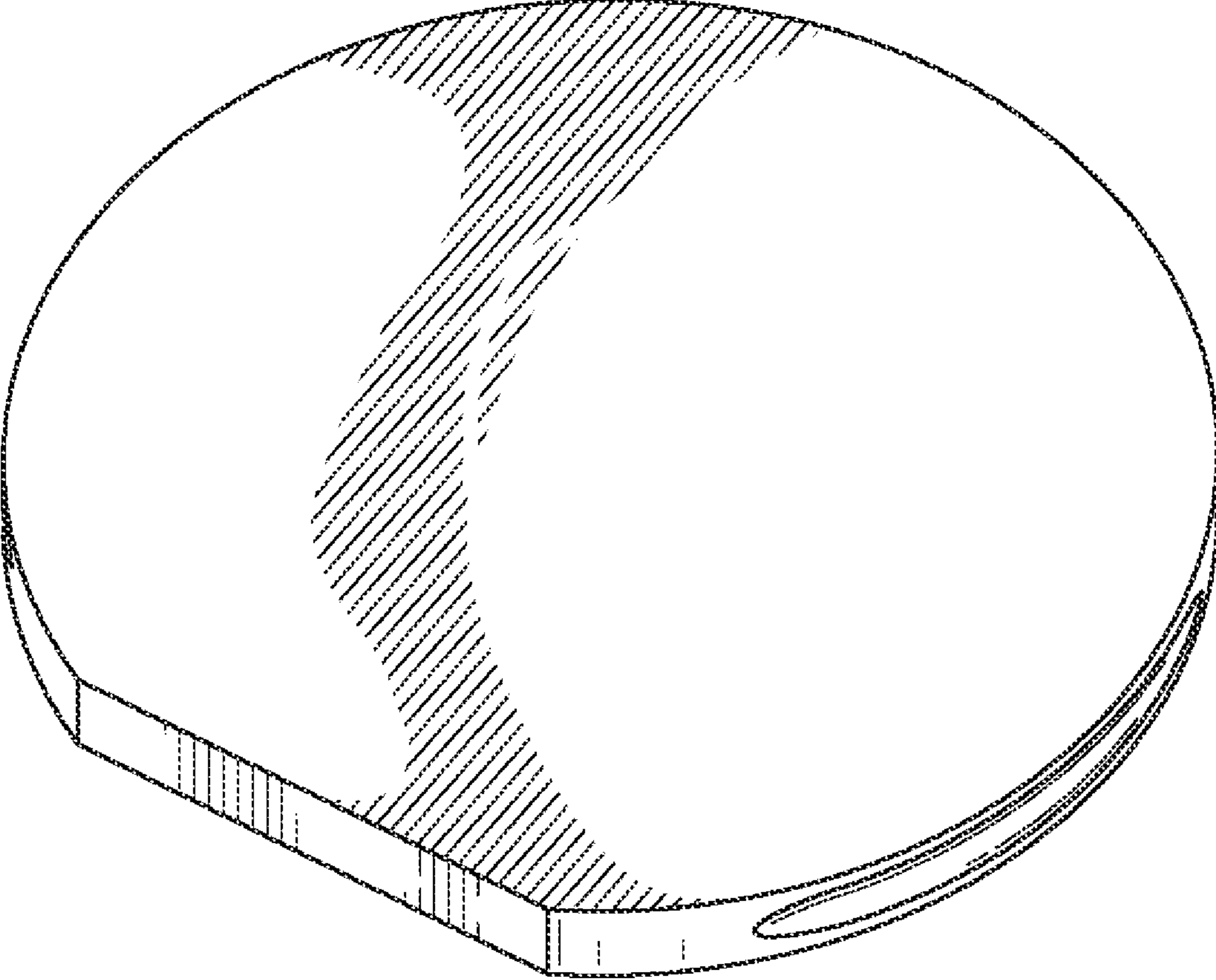


FIG. 1

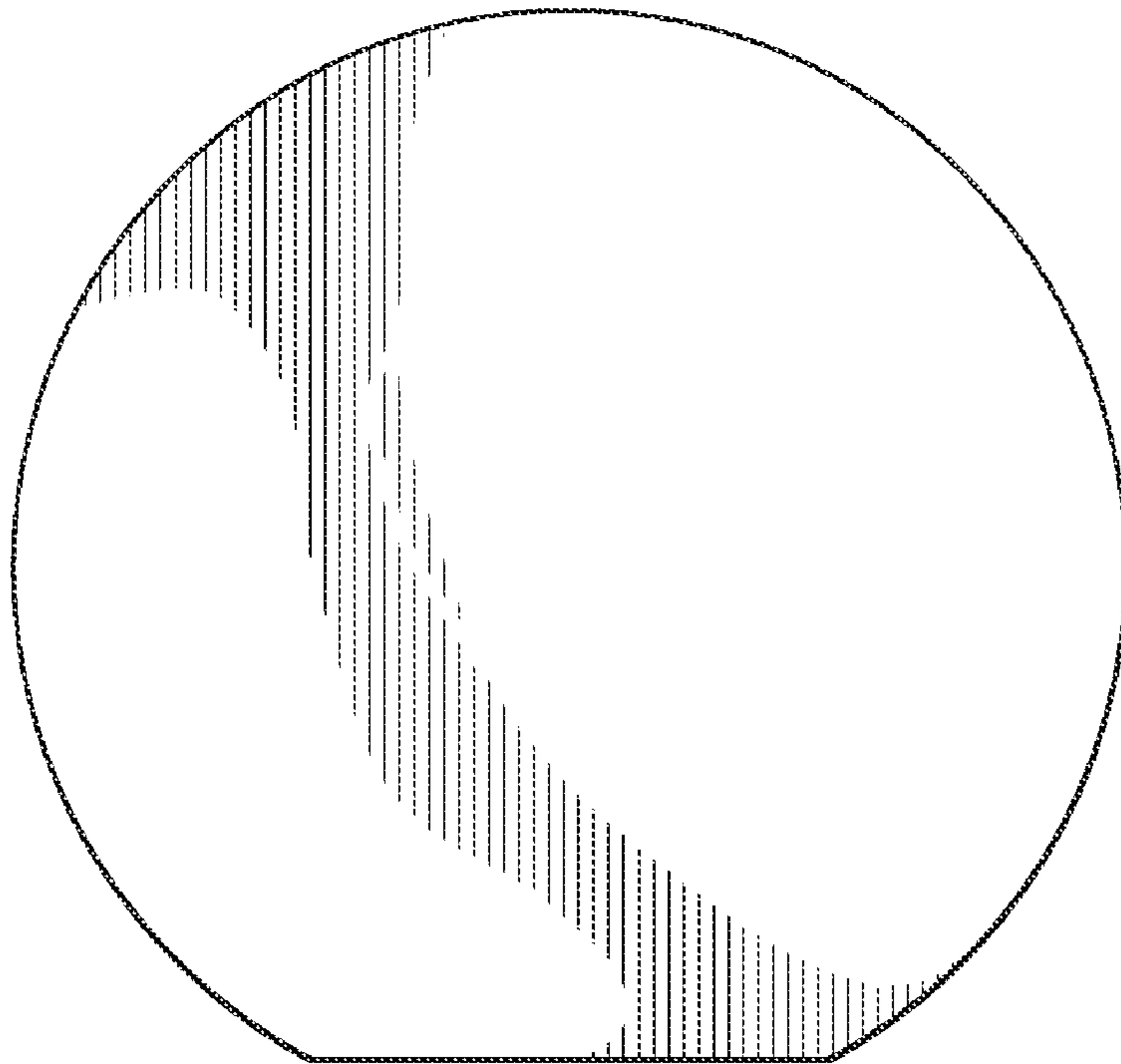


FIG. 2



FIG. 3




FIG. 4

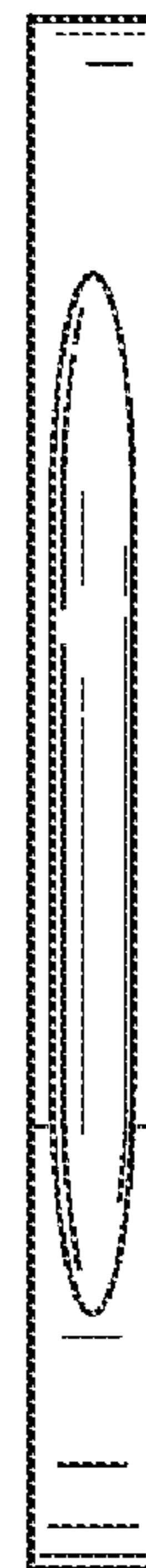


FIG. 5




FIG. 6