



US00D618584S

(12) **United States Design Patent**
Lysiak

(10) **Patent No.:** **US D618,584 S**
(45) **Date of Patent:** **** Jun. 29, 2010**

(54) **DISK WITH A CORRUGATED EDGE**

D347,403 S * 5/1994 Kelman D11/91
5,572,886 A 11/1996 Katz
5,860,297 A 1/1999 Masucci
D580,810 S * 11/2008 Reilly D11/7

(76) Inventor: **Elisa Lysiak**, 7430 Chateau Ridge La.,
Riverside, CA (US) 92506

(**) Term: **14 Years**

(21) Appl. No.: **29/324,500**

(22) Filed: **Sep. 12, 2008**

(51) **LOC (9) Cl.** **11-03**

(52) **U.S. Cl.** **D11/95**

(58) **Field of Classification Search** D11/1-7,
D11/9, 13-14, 16-17, 26, 32, 40, 42-44,
D11/46, 48-49, 53, 56-57, 61, 66, 69, 74,
D11/76-77, 79, 80-93, 95-101, 103, 105,
D11/108, 116; 63/1.11, 1.16, 13, 14.1, 15,
63/15.1-15.4, 18-23, 26-28, 32-33, DIG. 3
See application file for complete search history.

(56) **References Cited**

U.S. PATENT DOCUMENTS

D55,548 S * 6/1920 Braden D11/108
D55,550 S * 6/1920 Braden D11/116
D55,551 S * 6/1920 Braden D11/108
D91,652 S * 3/1934 Freysinger D11/236
D91,710 S * 3/1934 Freysinger D11/236
D168,209 S * 11/1952 Bulova D10/36
D188,211 S * 6/1960 Seech D11/76
D223,273 S * 4/1972 Ochs D10/30
D223,274 S * 4/1972 Ochs D10/30
D268,336 S * 3/1983 Shapiro D11/79
D310,182 S * 8/1990 Bulgari D11/3
D329,401 S * 9/1992 Chia et al. D11/93
D335,639 S * 5/1993 Chia et al. D11/93
D337,070 S * 7/1993 Chia et al. D11/93

* cited by examiner

Primary Examiner—Philip S Hyder

Assistant Examiner—Susan E Krakower

(74) *Attorney, Agent, or Firm*—Kirk A. Buhler; Buhler &
Associates

(57) **CLAIM**

The ornamental design for a disk with a corrugated edge, as shown and described.

DESCRIPTION

FIG. 1 is a top perspective view for a disk with a corrugated edge showing my new design;

FIG. 2 is a bottom perspective view thereof;

FIG. 3 is a front view thereof;

FIG. 4 is a top plan view thereof;

FIG. 5 is a back side view thereof;

FIG. 6 is a bottom plan view thereof;

FIG. 7 is a left side view thereof;

FIG. 8 is a right edge side view thereof;

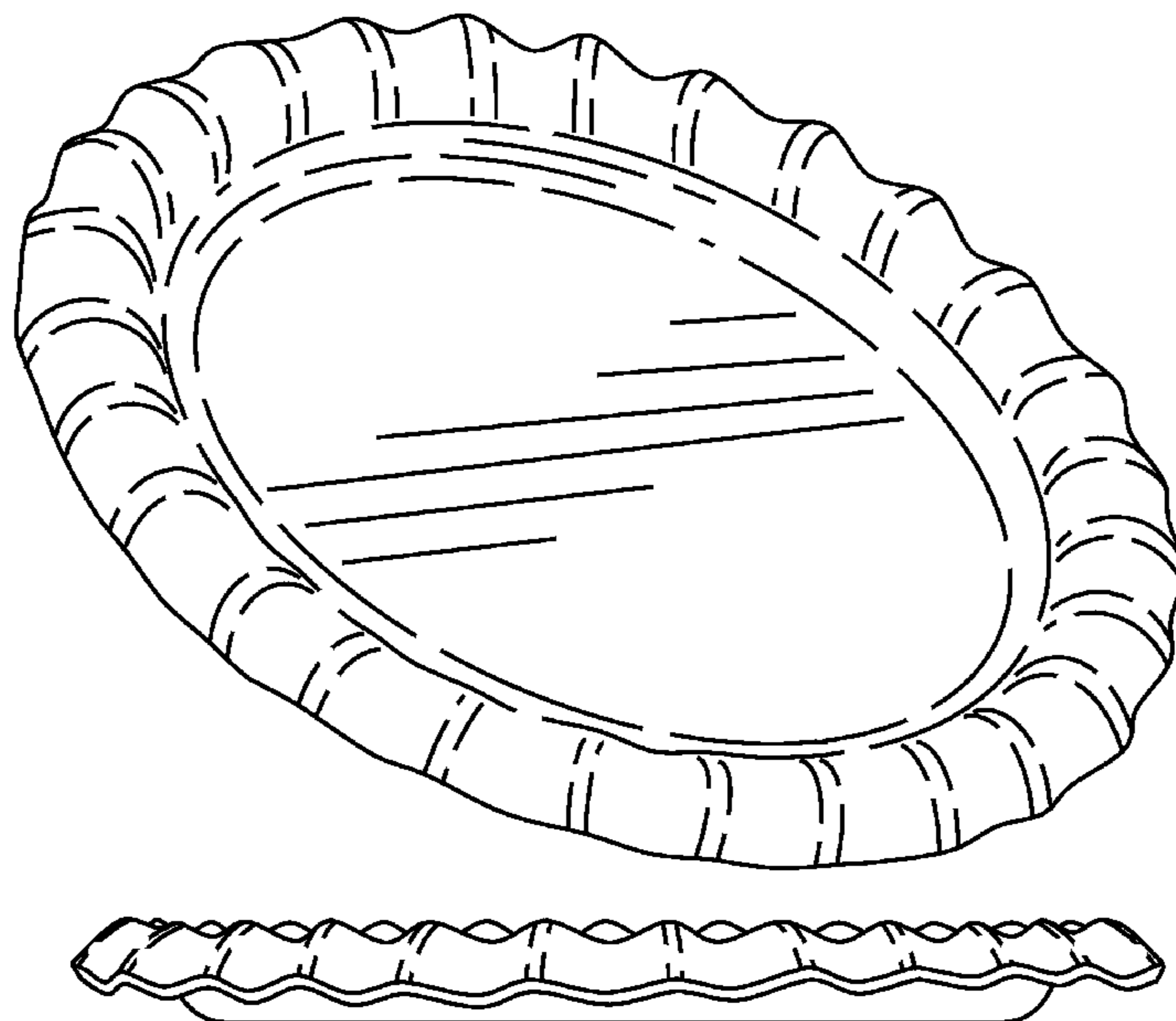
FIG. 9 is a top perspective view thereof, shown in use,

FIG. 10 is a top perspective view thereof, shown in use; and,

FIG. 11 is a top perspective view thereof, shown in use.

The broken lines in FIGS. 9-11 depict environmental subject matter only and form no part of the claimed design.

1 Claim, 6 Drawing Sheets



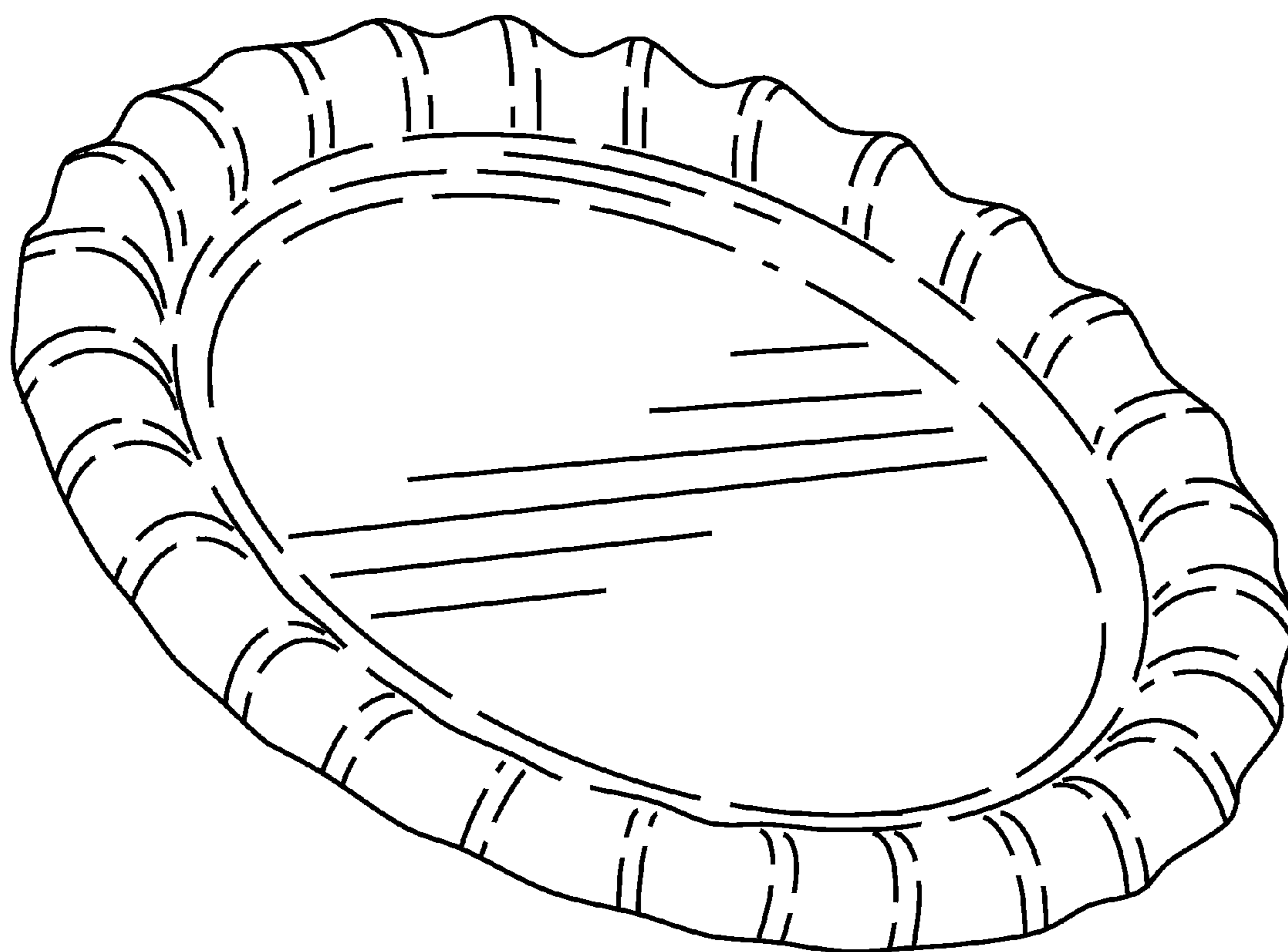


FIG. 1

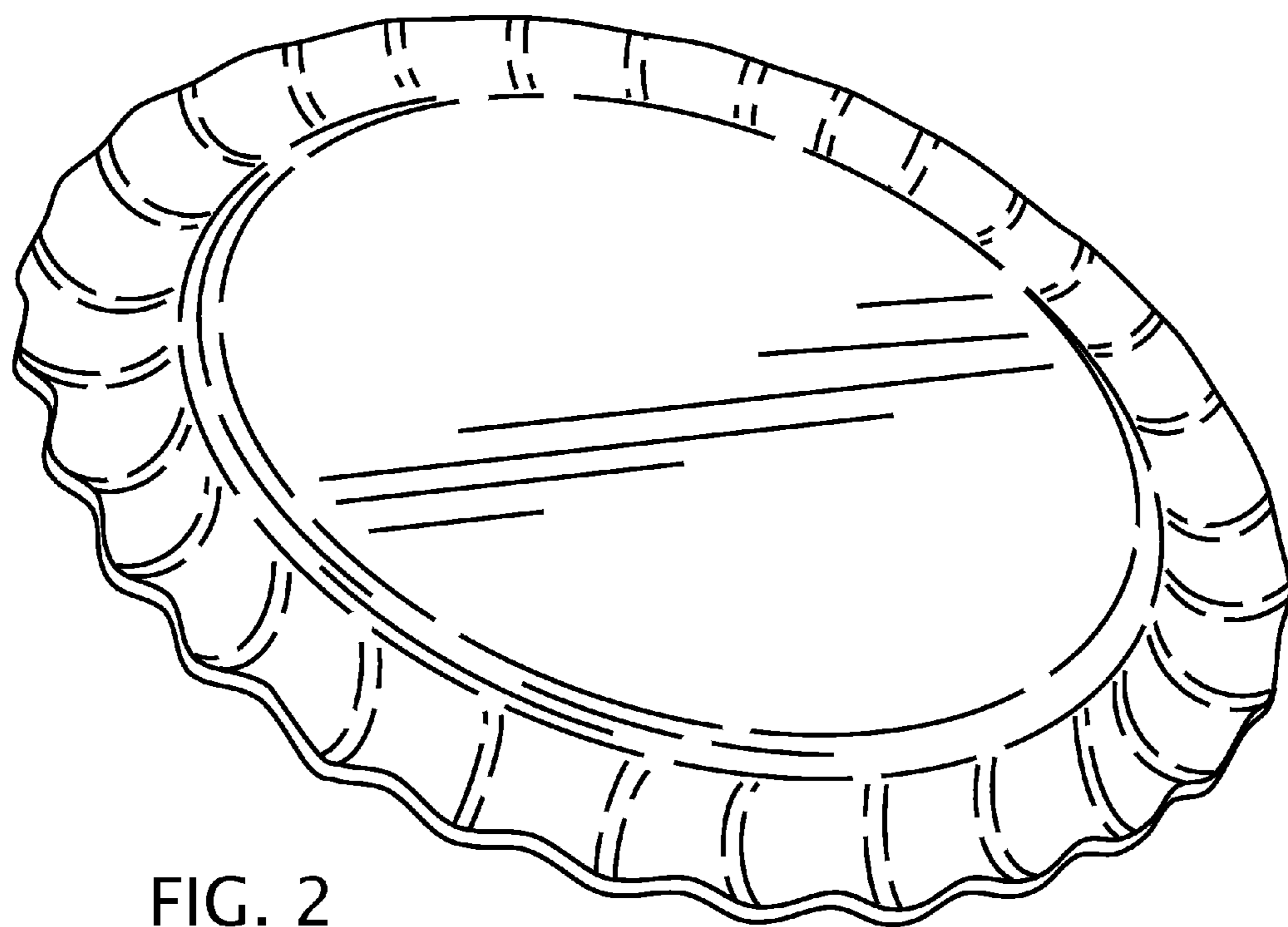


FIG. 2



FIG. 3

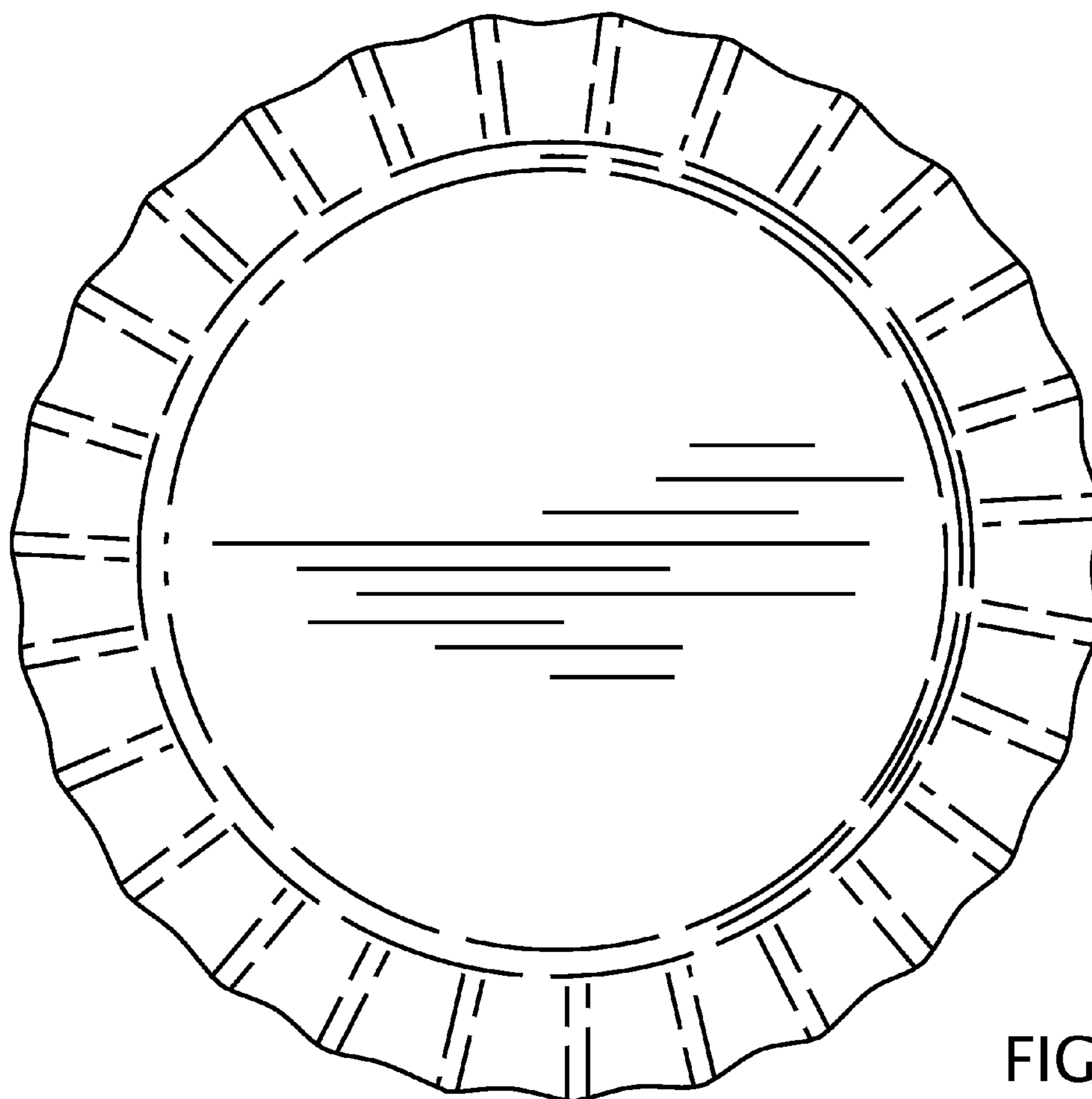


FIG. 4



FIG. 5

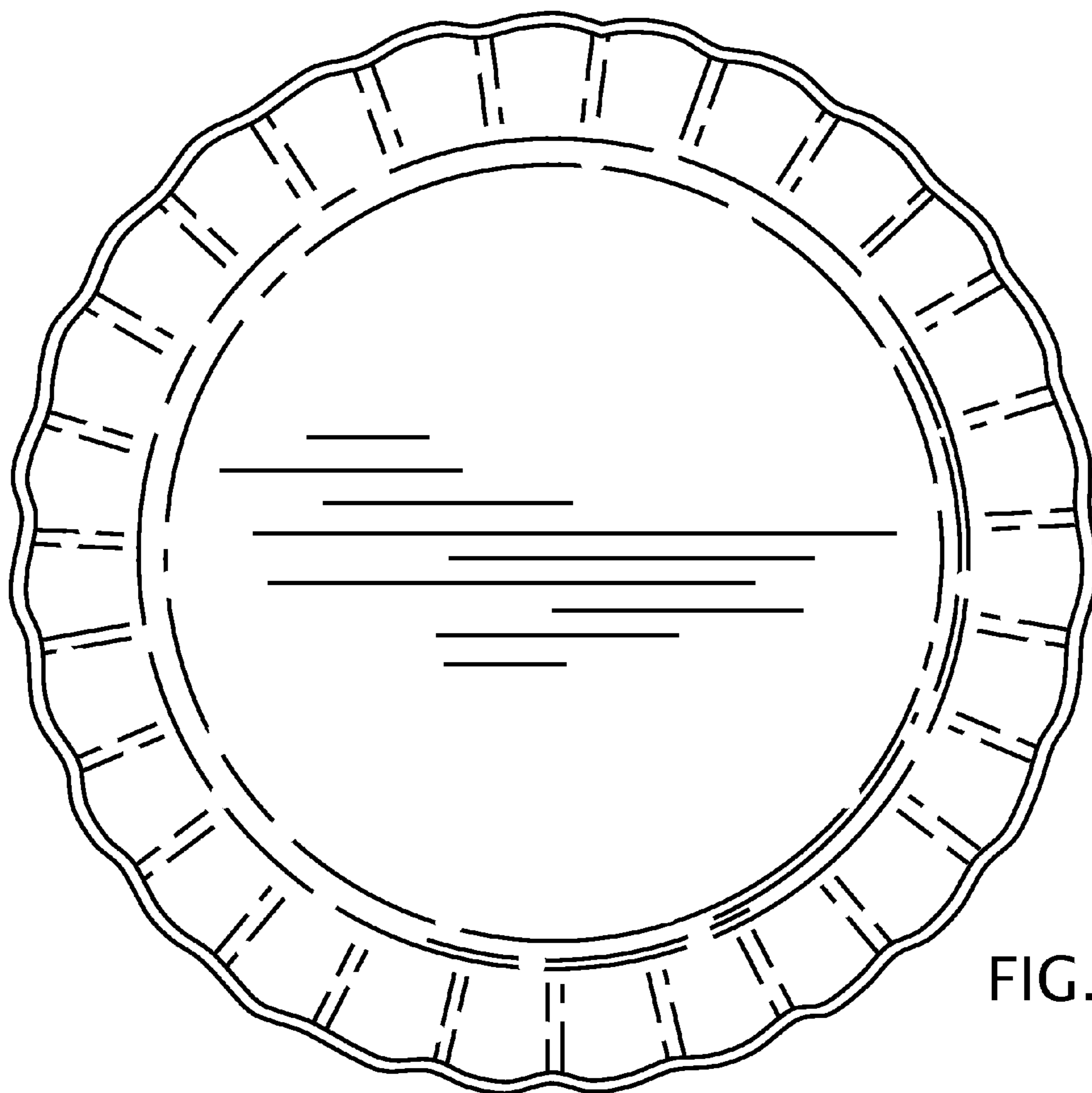


FIG. 6



FIG. 7

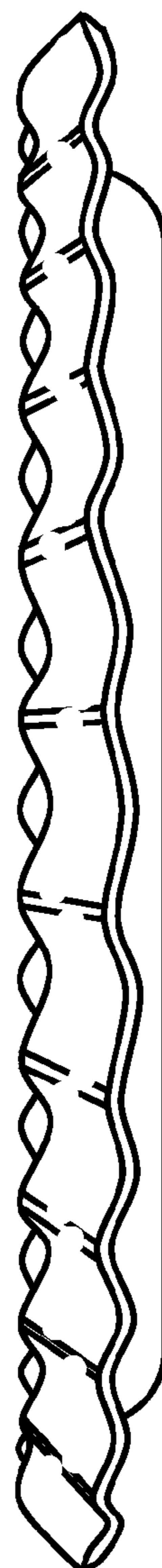


FIG. 8

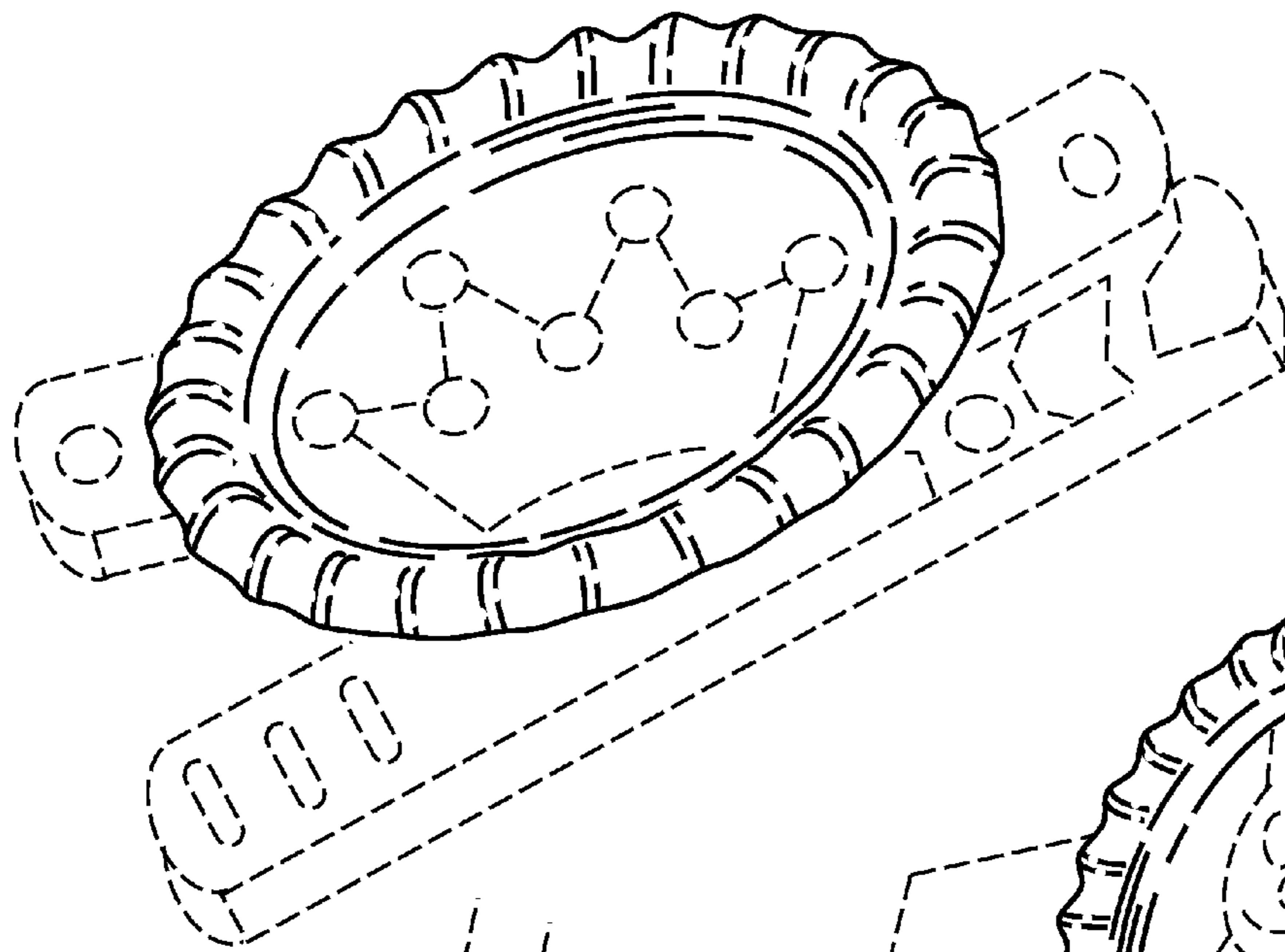


FIG. 9




FIG. 10

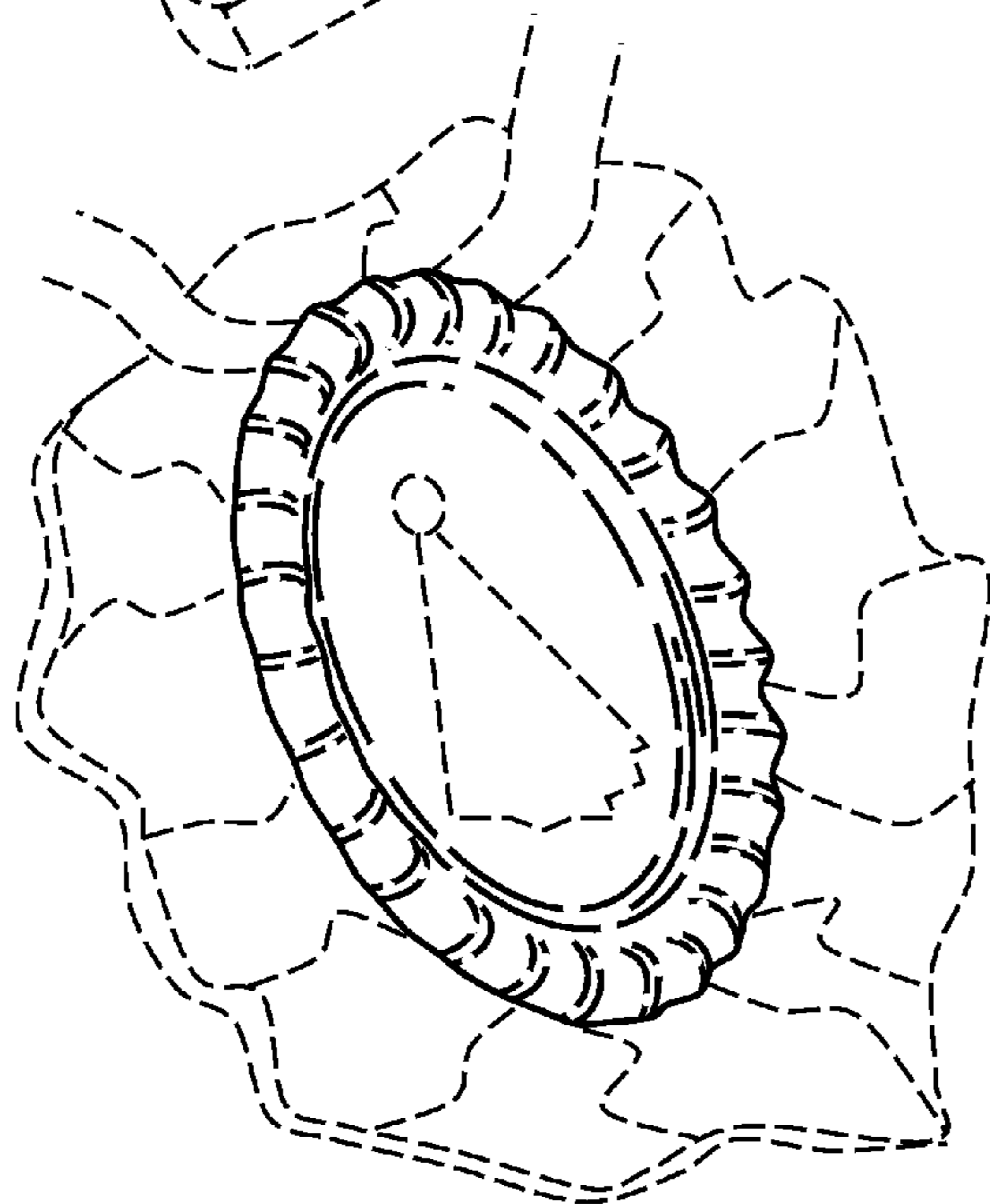


FIG. 11